

Be VERY SURE to include one blank card stock page at the front and back of the Rule Book. If you do not, the toner will stick to the inside of the binder and ruin both the front page and the inside of the binder.

# Certified Judge's Rule Book



## Official JCNA Concours d' Elegance Rule Book

Includes  
Organizing a Concours d'Elegance  
For the Concours Chairperson  
for the  
2026

Concours Season

**Replace This Inside Title Page Every Season**

Edition 2026 V03-26-26, 6:00 pm	Edition 2019	Edition 10.2 - 2012	8th Edition - 2003
Edition 2025	Edition 2018	Edition 10.1 - 2011	7th Edition - 2001
Edition 2024	Edition 2017	Edition 10.0 - 2010	6th Edition - 1997
Edition 2023	Edition 2016	Edition 9.0 - 2010	5th Edition - 1992
Edition 2022	Edition 2015	Edition 8.6 - 2009	4th Edition - 1991
Edition 2021 NOT ISSUED	Edition 2014	Edition 8.5 - 2008	3rd Edition - 1989
Edition 2020 NOT ISSUED	Edition 2013	Edition 8.4 - 2007	2nd Edition - 1982/83
		Edition 8.3 - 2006	1st Edition - 1973/79
		Edition 8.2 - 2005	
		Edition 8.1 - 2004	

Copyright 2026 by Jaguar Clubs of North America, Inc.  
Copy privileges extended to current JCNA members

Monday, April 13, 2026 5:09 PM

JCNA Concours Rule Book – 2026 Edition

Judge's JCNA Name: \_\_\_\_\_

Judge's JCNA Number: \_\_\_\_\_

**Your JCNA number is printed on your Jaguar Journal label card and JCNA membership card. You will need your JCNA number for filling out the Score Sheets.**

## Table of Contents

Forms .....	xvii
Trophy Order Form .....	xvii
Concours Requirements Overview .....	xviii
History of the Jaguar Clubs of North America .....	xix
JCNA Founding .....	xix
JCNA Vision Statement .....	xix
JCNA Board of Directors Mission Statement .....	xix
JCNA Concours Scores .....	xix
History of the Rule Book .....	xx
Members of the Jaguar Concours Rules Committee (JCRC) .....	xx
Members of the Jaguar Concours Committee (JCC) .....	xx
Preface .....	xxi
2026 Rule Book Synopsis .....	1
2026 Rule Book ADMINISTRATIVE Changes for the 2026 Concours Season .....	2
<i>2026 Rule Book Rule Changes Approved at the 2025 AGM for the 2026 Concours Season</i> .....	24
Chapter I .....	I-1
Organizing a Concours d'Elegance .....	I-1
A. GENERAL .....	I-1
1. Purpose .....	I-1
2. Concours Year .....	I-1
3. Number of Concours per Year .....	I-1
4. Regional Concours per Year .....	I-1
5. Concours d'Elegance Divisions .....	I-1
B. SELECTING THE CONCOURS DATE AND OBTAINING A SANCTION .....	I-1
1. Selecting the Concours Date .....	I-1
2. Avoiding Local Conflicts .....	I-1
3. Obtaining a Concours Date .....	I-1
4. Obtaining a Sanction .....	I-2
5. Canceling/Rescheduling the Concours .....	I-2
C. LOCATION OF THE CONCOURS D'ELEGANCE .....	I-3
1. Concours Sites .....	I-3
2. Amenities and Facilities to Look For .....	I-3
a. Central Location .....	I-3
b. Shade & Grass .....	I-3
c. Water .....	I-3
d. Food .....	I-3
e. Rain Shelter .....	I-3
f. Rest Rooms .....	I-3
g. Trash Receptacles .....	I-3
D. JAGUAR CARS NORTH AMERICA SPONSORSHIP .....	I-3
E. INSURANCE & RELEASE OF LIABILITY STATEMENT .....	I-3
F. ONLINE EVENT REGISTRATION .....	I-4

Special Event Non-Member Release of Liability.....	I-5
G. RECORD RETENTION .....	I-6
H. PUBLICITY .....	I-6
1. Host Club Announcements.....	I-6
a. Include .....	I-6
b. Social Activities.....	I-6
c. Travel Information.....	I-6
d. Parking.....	I-6
2. Publicity through JCNA .....	I-6
a. Contact Regional Clubs.....	I-6
b. Distribute Flyers .....	I-6
c. Publicity through the JCNA Website and <i>Jaguar Journal</i> .....	I-6
d. <i>Jaguar Journal</i> Concours Articles .....	I-6
3. Newspapers.....	I-6
4. Radio.....	I-6
5. Automotive Media.....	I-7
6. Local Automobile Related.....	I-7
a. Local Parts Houses .....	I-7
b. Multi-make Sports Car Clubs.....	I-7
c. Repair Facilities.....	I-7
I. OPERATING THE CONCOURS D’ELEGANCE.....	I-7
1. The Concours Chairperson and the Chief Judge .....	I-7
2. The Concours Chairperson’s Personnel (minimum suggested) .....	I-7
a. Publicity.....	I-7
b. Entertainment .....	I-7
c. Set-up Crew .....	I-7
d. Registration.....	I-7
e. Parking.....	I-7
f. Hospitality (Optional).....	I-7
g. General Personnel.....	I-8
h. Stay Late/Clean-up Crew .....	I-8
3. The Chief Judge’s Personnel (suggested).....	I-8
a. Judges .....	I-8
b. Chief Judge’s Appointed Assistant(s) .....	I-8
c. Score Sheet Runners.....	I-8
d. Scoring Personnel.....	I-8
4. Site Layout.....	I-8
a. Visit the Site .....	I-8
b. Determine Class Size.....	I-8
c. Formal Site Layout.....	I-8
d. Informal Site Layout.....	I-9
e. Sprinkler Head Marking and Shut-off.....	I-9
f. Drive Jaguar to Judging Area .....	I-9
J. REGISTRATION.....	I-9
1. Registration Form Requirements.....	I-9
2. Encourage Pre-Registration.....	I-9
3. Registration Deadlines.....	I-9
4. On-Site Entry Registration .....	I-9
5. Entrant’s JCNA Membership Number .....	I-9
6. Entrant’s Packet.....	I-10

a.	Windscreen Placard .....	I-10
b.	Score Sheets.....	I-10
K.	CONDUCTING THE CONCOURS .....	I-10
1.	Working Groups .....	I-10
2.	Class Areas .....	I-10
3.	Registration Area.....	I-10
4.	Loud Speaker/Announcing System .....	I-11
5.	Parking Personnel.....	I-11
6.	Rags Down .....	I-11
7.	Leaving the Concours Site.....	I-11
L.	TROPHIES .....	I-11
1.	Official JCNA Trophies .....	I-11
a.	Ordering Trophies .....	I-11
b.	Trophy Engraving.....	I-11
c.	Non-JCNA Member Trophies .....	I-11
2.	Presenting Trophies .....	I-12
3.	Club Discretionary Trophies .....	I-12
4.	Unofficial Award.....	I-12
Chapter II	Entry Eligibility, Awards, Divisions, and Classes .....	II-1
SECTION 1 – GENERAL ENTRY REQUIREMENTS AND ELIGIBILITY .....		II-1
A.	ENTRY REQUIREMENTS AND ELIGIBILITY.....	II-1
1.	“Jaguar” Definition xx2.....	II-1
2.	Swallow Bodied Chassis, S.S., & Jaguar Cars .....	II-1
3.	Daimlers .....	II-1
4.	Engine Requirements.....	II-1
5.	Horn and Light Requirements .....	II-1
a.	Horn and Light Location .....	II-1
b.	Horn Sound.....	II-1
c.	Lighting Operation .....	II-1
d.	Special Division Equipment Functionality.....	II-1
6.	Entries to be Driven to their Assigned Parking Positions .....	II-1
7.	Towing/Trailing.....	II-2
4.	Handicap Points.....	II-2
5.	Division Crossover .....	II-2
6.	Incapacitated Entrant .....	II-2
7.	Entry Ownership Change .....	II-2
8.	Award Eligibility .....	II-2
B.	CONCOURS AWARDS AND DIVISIONS .....	II-2
1.	North American Awards.....	II-2
a.	Resolution of First Place Tie .....	II-3
b.	Second and Third Place Winners .....	II-3
c.	Other Champion Division Ties.....	II-3
d.	Ties in Other Divisions.....	II-3
2.	Regional Awards .....	II-3
3.	The Official Concours Divisions.....	II-3
4.	Unofficial Divisions .....	II-3
SECTION 2 - CHAMPION DIVISION.....		II-3
A.	CHAMPION DIVISION GENERAL SPIRIT .....	II-3
B.	CHAMPION DIVISION CLASSES.....	II-4
C.	PRESERVATION CLASS REQUIREMENTS.....	II-4
1.	Age Determination .....	II-4

2. Entry Age.....	II-4
3. Proof of Originality .....	II-5
4. Vehicle Evaluation and Deduction.....	II-5
a. Actual Deductions not to Exceed Total Non-Authentic Points.....	II-5
b. Judge’s Opinion does not Require any Discussion .....	II-5
c. Deductions for Restored Items .....	II-5
d. Deductions for Engine-Driven or Electric Motor-Driven Components.....	II-5
5. Preservation Class Championship Eligibility.....	II-5
6. Preservation Class Protests.....	II-5
D. CHAMPION DIVISION SCORING .....	II-5
1. Score Sheet Calculations .....	II-5
2. Champion Division Scoring Plateaus.....	II-5
SECTION 3 - OTHER CHAMPION DIVISIONS .....	II-6
A. Electric Vehicle-Champion Division Judging.....	II-6
B. Electric Vehicles Accessories.....	II-6
SECTION 4 - DRIVEN DIVISION .....	II-6
A. DRIVEN DIVISION GENERAL SPIRIT .....	II-6
1. Authenticity Exceptions .....	II-6
a. Tires.....	II-6
b. Wire Wheels .....	II-6
c. Alloy Wheels .....	II-6
d. Radios, Tape, and CD Players.....	II-7
e. Aftermarket Window Tinting.....	II-7
f. Luggage Racks .....	II-7
g. License Plate Frames.....	II-7
B. DRIVEN DIVISION CLASSES .....	II-8
C. DRIVEN DIVISION SCORING.....	II-8
1. Driven Division Score Sheet Calculations .....	II-8
2. Driven Division Scoring Plateaus .....	II-8
3. Driven Division Eligibility in Consecutive Years.....	II-8
SECTION 5 - SPECIAL DIVISION.....	II-9
A. SPECIAL DIVISION GENERAL SPIRIT .....	II-9
B. SPECIAL DIVISION CLASSES .....	II-9
Note 1:Factory-produced and prepared Competition Jaguars, Factory-sponsored Competition and Limited Production Jaguars, includes:.....	II-9
Note 2:Class S1/PD Production Jaguars privately prepared and modified for competition.....	II-9
a. Race History and Racing Logbook.....	II-9
b. Meets or Has Passed Existing Safety Requirements .....	II-9
c. Fire Extinguishers.....	II-10
Note 3:Class S2/MOD Modified.....	II-10
a. Vehicles That Have Been Substantially Personalized, Modified, or Customized II-10	
b. Eligibility Point Requirements .....	II-10
c. Daimler Exception.....	II-11
1. SPECIAL DIVISION SCORING.....	II-12
a. Score Sheet Calculations .....	II-12
b. Special Division Scoring Plateaus.....	II-12
c. Special Division Championship Awards Eligibility.....	II-12
SECTION 6 - OTHER DRIVEN DIVISIONS .....	II-12

Electric Vehicle-Driven Division Judging .....	II-12
Chapter III    Instructions and General Rules for the Judge .....	III-1
A.    EVOLUTION OF RULES .....	III-1
1.    Rules and Guidelines .....	III-1
2.    Apply Rules Uniformly .....	III-1
3.    Approved Judging Guides and JCNA Seminar Technical Bulletins* .....	III-1
B.    ETHICS OF JUDGING.....	III-1
1.    Be Objective .....	III-1
2.    Be Fair .....	III-1
3.    Be Consistent.....	III-1
4.    Be Impartial .....	III-2
C.    CHIEF JUDGE.....	III-2
1.    Designating the Chief Judge.....	III-2
2.    Chief Judge Qualifications .....	III-2
3.    Chief Judge’s Responsibilities .....	III-2
4.    Chief Judge and Judging .....	III-4
5.    Master Entry List.....	III-4
6.    Roster of Judges’ and Judges’ Report Form.....	III-4
D.    JUDGE CERTIFICATION AND CERTIFICATION RENEWAL.....	III-4
1.    Responsibility .....	III-4
2.    Certification Requirements for Maintaining/Renewing a Judges Certification .....	III-4
3.    Judge’s Certification Maintenance/Renewal Requirements:.....	III-4
a.    Judge’s Test .....	III-4
b.    Judge’s School.....	III-5
4.    Alternate Certified Judge.....	III-6
5.    Judging and Home Club Judges Roster.....	III-6
6.    Lapsed Judge’s Annual Testing Certification .....	III-6
7.    Guest Judges and Associate Memberships.....	III-7
8.    Certification Requirements for Becoming an Apprentice Judge.....	III-7
E.    GENERAL QUALIFICATIONS AND PROCEDURES FOR JUDGES.....	III-7
1.    Infallibility of Judges.....	III-7
2.    Qualification of Judges.....	III-7
3.    Inviting Judges.....	III-8
4.    Inexperienced Judges.....	III-8
5.    Apprentice Judges .....	III-8
6.    Experienced Judges .....	III-8
7.    Familiarize Judges with Rules.....	III-8
8.    Judging Own Class .....	III-8
9.    Judging Conflict .....	III-8
F.    JUDGING METHOD AND TEAMS .....	III-9
1.    Number of Certified Judges per Team and Team Composition.....	III-9
a.    All Judges Must Hold Current Certifications .....	III-9
b.    Organizing Teams by Expertise .....	III-9
2.    Team Judging .....	III-9
a.    Number of Champion or Special Division Judges Required per Team .....	III-9
b.    Number of Driven Division Judges Required per Team .....	III-9
3.    Judging Team Leaders.....	III-9
a.    Team Lead Responsibilities .....	III-9
b.    Finished Score Sheets.....	III-9
c.    Critique Apprentice Judge’s Score Sheets .....	III-10
d.    Judge’s Name and JCNA Number on Score Sheet .....	III-10

4.	Judging Time Limit .....	III-10
5.	Judging Teams Remaining Intact .....	III-10
6.	Judging Teams and Substitution.....	III-10
G.	OPERATION VERIFICATION .....	III-10
1.	Conduct of Operation Verification.....	III-10
a.	Primary Judging Team .....	III-10
b.	Operation Verification Teams .....	III-10
2.	Courtesy Repair Time.....	III-11
H.	DAY-OF-EVENT JUDGES' MEETING AND GUIDELINES .....	III-11
1.	Announce and/or Confirm Judging Assignments.....	III-11
2.	Review the Day's Procedures.....	III-11
3.	Review Basic Rules.....	III-12
4.	Designate Alternate Certified Judges .....	III-12
5.	Advise Teams to Walk the Site .....	III-12
6.	Announce Lunch Break Procedures .....	III-12
7.	Direct Judges - No Eating, Drinking, Smoking, or Touching.....	III-12
8.	Advise Judges to Remain on Site Until Excused .....	III-12
I.	FIELD PROTOCOLS FOR JUDGES.....	III-12
1.	Judges and Spectators.....	III-12
2.	Alcoholic Beverages.....	III-12
J.	THE JUDGE, THE SCORE SHEET AND SCORING .....	III-12
1.	Number of Score Sheets .....	III-12
2.	Use Current Score Sheets .....	III-13
3.	Cross out or remove Non-judged Score Sheet Sections.....	III-13
4.	Score Sheet Calculations .....	III-13
5.	Judges' Supplies .....	III-13
6.	Examine the Score Sheet Heading .....	III-13
7.	Determine if the Entrant is Present.....	III-13
8.	Minimize Scoring Entry Errors .....	III-13
9.	Fill in All the Blanks .....	III-14
10.	Handicap Points.....	III-14
11.	Mandatory Penalties .....	III-14
12.	Points Per Defect .....	III-14
13.	Noting the Location of Cleanliness and Condition Deductions .....	III-14
14.	Score Sheets During Judging.....	III-14
15.	Score Sheets After Judging .....	III-14
16.	Scorers .....	III-14
17.	Score Calculations .....	III-15
18.	Completed Score Sheets.....	III-15
19.	The Entrant and the Score Sheets.....	III-15
20.	Score Sheets after the Concours .....	III-15
K.	FORMAL SCORE POSTING AND CORRECTIONS .....	III-16
L.	FINALIZING CONOURS SCORES.....	III-16
M.	JUDGES' ROSTER AND JUDGES' REPORT .....	III-16
N.	THE JUDGE AND THE JAGUAR .....	III-16
1.	Competitiveness of the Jaguars .....	III-16
2.	Judge's Posture.....	III-16
3.	Judge Touching the Jaguar .....	III-16
4.	Dress Accordingly .....	III-17
5.	Exterior Judge's Authority .....	III-17

6.	Confer with Fellow Judges .....	III-17
a.	Confer on Technical and Authenticity Points .....	III-17
b.	Comparing Entries.....	III-17
c.	Care in Assessing Large Condition and Cleanliness Deductions.....	III-17
O.	THE JUDGE AND THE ENTRANT.....	III-17
1.	Responsibility of the Judge and the Entrant .....	III-17
2.	Authentic Options.....	III-17
3.	Entrant Documentation.....	III-17
4.	Entrant Showmanship.....	III-18
5.	Required Conversation Between the Judge and the Entrant .....	III-18
6.	Extraneous Conversation Between the Judge and the Entrant .....	III-18
7.	Judge Non-Authenticity Notifications and Entrant Acknowledgement.....	III-18
a.	Entrant must be Given the Opportunity to Prove Authenticity .....	III-18
b.	Failure to Inform the Entrant.....	III-18
c.	Refusal to Acknowledge a Non-Authentic Deduction .....	III-18
8.	Serious Entrants.....	III-19
9.	Entrant Who Argues .....	III-19
10.	Judge’s Decision is Final.....	III-19
11.	Influencing Judges.....	III-19
P.	REJUDGING.....	III-19
1.	Reevaluating the Jaguar.....	III-19
a.	Resolving Complaints .....	III-19
b.	Resolving Ties.....	III-19
c.	Resolving Protests .....	III-19
2.	Leaving the Concours Field.....	III-20
Q.	COMPLAINTS AND PROTESTS .....	III-20
1.	Protests .....	III-20
2.	Settling On-Site Complaints or Protests.....	III-20
3.	Formal Protest .....	III-20
4.	Filing Protests.....	III-20
a.	Time Requirement for Filling Out a Protest Form .....	III-20
b.	Where to Send the Protest Form.....	III-20
5.	Concours Protest Committee and Unresolved Protests .....	III-20
6.	Protest Committee Responses .....	III-21
7.	Non-Entrant Questions .....	III-21
Chapter IV	.....	IV-1
A.	REGISTRATION AND ENTERING THE CONCOURS.....	IV-1
1.	Entrant Definition.....	IV-1
2.	Entrant Requirements for Score Qualification .....	IV-1
3.	Non-JCNA Member Registration Entry Fee .....	IV-2
4.	Registration Timing.....	IV-2
5.	Registration Cut-off and Late Entries.....	IV-2
6.	Entrant’s JCNA Number .....	IV-2
7.	Dual Club/Associate Membership.....	IV-3
8.	Score Sheet Verification.....	IV-3
B.	ENTRANTS DURING THE CONCOURS .....	IV-3
1.	Rags Down .....	IV-3
2.	Score Sheets During the Concours .....	IV-3
3.	Entrants Presence During Judging.....	IV-3
4.	Providing Documentation.....	IV-3
C.	PRESENTING THE JAGUAR FOR JUDGING - ALL DIVISIONS.....	IV-4

1. Doors, Bonnets, and Boot Lids.....	IV-4
2. Soft Tops, Windows, Tonneaus, and Boot Covers.....	IV-4
a. Special Division Soft Top Exemptions .....	IV-4
b. Special Division Classes S2/MOD.....	IV-4
c. <i>Unavoidable Soft Top Creasing</i> .....	IV-4
3. Hard Tops .....	IV-4
4. Rear Portion of the Interior and Factory Original Cargo Cover.....	IV-4
5. Floor Mats and Seat Covers .....	IV-5
6. Small Compartments .....	IV-5
7. Authentic Options.....	IV-5
8. Entrant Showmanship.....	IV-5
a. No Extra Credit for Showmanship .....	IV-5
b. Factory Manuals and Advertising Brochures-Not Judged .....	IV-5
c. Refrain from Displaying Previously Won Trophies.....	IV-5
D. PRESENTING THE JAGUAR FOR JUDGING - CHAMPION DIVISION.....	IV-6
1. Tools and Owner’s Manuals.....	IV-6
2. Spare Tire Remains in Boot .....	IV-6
E. PRESENTING THE JAGUAR FOR JUDGING - DRIVEN DIVISION.....	IV-6
Engine Verification .....	IV-6
F. PRESENTING THE JAGUAR FOR JUDGING - SPECIAL DIVISION.....	IV-6
G. ENTRANT - JUDGE INTERACTION.....	IV-6
1. Responsibility .....	IV-6
2. Serious Entrants.....	IV-6
3. Exterior Judge’s Authority .....	IV-6
4. Touching the Jaguar .....	IV-7
5. Required Conversation Between the Judge and the Entrant .....	IV-7
6. Non-Authenticity Notification and Acknowledgement.....	IV-7
a. Judges Who Believe an Item to be Non-Authentic .....	IV-7
b. Failure to Inform the Entrant.....	IV-7
c. Refusal by the Entrant .....	IV-7
7. Extraneous Conversation Between the Entrant and the Judge .....	IV-7
8. Influencing Judges.....	IV-7
9. Entrant Who Argues .....	IV-7
10. Judge’s Decision is Final.....	IV-8
11. Resolving Ties .....	IV-8
H. THE ENTRANT AFTER THE CONCOURS .....	IV-8
1. Reviewing the Jaguar with the Entrant.....	IV-8
2. Leaving the Concours Field.....	IV-8
3. Returning Score Sheets to the Entrant.....	IV-8
I. CONCOURS AWARDS AND DIVISIONS .....	IV-8
1. North American Awards.....	IV-8
2. Regional Awards .....	IV-9
3. The Official Concours Divisions.....	IV-9
4. Unofficial Divisions .....	IV-9
J. COMPLAINTS AND PROTESTS .....	IV-9
1. Protests .....	IV-9
2. Settling On-Site Complaints or Protests.....	IV-9
3. Formal Protest .....	IV-9
4. Filing Protests.....	IV-9
a. Filing a Protest Within 30 Days .....	IV-9

b. Sending a Copy of the Protest to the Chief Judge .....	IV-10
5. Concours Protest Committee and Unresolved Protests .....	IV-10
6. Protest Committee Responses .....	IV-10
7. Non-Entrant Questions .....	IV-10
Chapter V.....	V-1
Judges' Guide to Jaguar Evaluation .....	V-1
A. OVERVIEW.....	V-1
1. Judging to the Standard .....	V-1
2. Cleanliness and Condition .....	V-1
3. Authenticity .....	V-1
a. Items Judged for Authenticity .....	V-1
b. Replacement Parts .....	V-2
c. Logos, Labels, Decals, and Dash Plaques .....	V-2
d. Non-Factory Electronic and Non-Electronic Items .....	V-2
e. Non-Authentic Deductions.....	V-2
f. Preservation Class .....	V-2
4. Items Common to All Component Areas .....	V-3
a. Rubber Seals, Pads, and Weather Stripping .....	V-3
b. Nuts, Bolts, Studs, Washers, Screws and Miscellaneous Fasteners .....	V-3
c. Striker Plates, Latches, and Support Rods Chips, Stains, Unavoidable Fabric Wear and Soft Top Creasing .....	V-3
5. Batteries and Battery Compartments.....	V-3
B. OPERATION VERIFICATION (FUNCTIONAL ONLY) .....	V-3
1. Horns .....	V-4
2. Headlights-High-Low Beam Verification .....	V-4
3. Driving Lights .....	V-4
4. Fog Lights (front and rear) .....	V-4
5. Parking, Tail, Side, License Plate Lights and LED Daytime Running Lights .....	V-4
6. Brake Lights .....	V-4
7. Back-up Lights .....	V-4
8. Turn Signals.....	V-4
9. Four-way Flashers .....	V-5
C. EXTERIOR .....	V-5
1. Body, Doors, Bonnet, Sun Roofs and Boot Lid .....	V-5
2. Paint Finish.....	V-5
a. Paint and Body Work .....	V-5
b. Protective Clear Bras/Coverings .....	V-5
Champion Division:.....	V-5
Driven Division: .....	V-5
c. Pin/Body Stripes (Coachlines) .....	V-6
d. Preservation Class - Fit and Finish .....	V-6
3. Glass and Plastic/Plexiglas® Windows, Lamp Lenses and Covers .....	V-6
a. Glass and Plexiglas® .....	V-6
b. Headlamps and Glass and Plastic Light Lenses .....	V-6
c. Mirrors.....	V-6
4. Chrome and Stainless-Steel Components.....	V-6
a. Chrome .....	V-6
b. Preservation Class - Chrome Work .....	V-7
c. Leapers .....	V-7
d. AMCO Accessories .....	V-7
e. Tailpipes, Extensions, Resonators and Hangers.....	V-7

f. Windshield Wiper Arms and Blades .....	V-7
5. Hood, Hood Envelope, Side Curtains, & Tonneau .....	V-7
a. Hoods.....	V-7
b. XJ6C, XJ12C Vinyl Tops and XJ-SC (Cabriolet) Fabric Tops.....	V-7
c. Hood Envelope and Tonneau .....	V-8
6. Electric Horns.....	V-8
7. Gas Cap Lids and Doors.....	V-8
8. Tires.....	V-8
a. Champion Division.....	V-8
b. Driven Division .....	V-8
c. Condition and Sidewalls.....	V-8
9. Wheels .....	V-9
Champion Division.....	V-9
Driven Division .....	V-9
Wheel Features .....	V-9
a. Fully and Partially Painted Wheels .....	V-9
b. Wire <i>or</i> Alloy Wheels and Visible Brake Components .....	V-9
c. Chrome and Alloy Wheels .....	V-10
d. Wheel Lug Nuts, Wheel Weights, Hubcaps, and Emblems.....	V-10
e. Valve Stems and Valve Stem Caps .....	V-10
10. License Plates, Brackets and Mountings .....	V-10
11. License Plate Frames and Plate Clear Covers .....	V-11
D. INTERIOR .....	V-11
1. Door Shut Panels, Hinge Panels, Hinge Panel Switches, Conduit Protectors and Sills.....	V-11
2. Woodwork, Vinyl and Leather .....	V-11
a. Woodwork .....	V-11
b. Interior Trim .....	V-12
3. Headliner/Underside of Hoods .....	V-12
4. Door Panels and Arm Rests.....	V-12
5. Carpeting and Pedal Pads .....	V-12
a. Carpeting .....	V-12
b. Overmats (Footwell Rugs) .....	V-12
c. Pedal Pads and Footrests .....	V-12
6. Hardware, Steering Wheel and Instruments.....	V-12
a. Consoles Front and Rear .....	V-12
b. Instrument Panel and Dash Area .....	V-12
c. Four-way Flasher System.....	V-13
d. Steering Wheel .....	V-13
e. Door and Top/Hood Latch Hardware.....	V-13
7. Radios, Tape and CD Players, Alarms, Phones, Radar Detectors, GPS Systems, Displays and Miscellaneous Electronics. ....	V-13
a. Champion Division.....	V-13
b. Driven Division .....	V-13
8. Seats, Squabs, Head Rests, and Belts .....	V-13
a. Seats and Squabs, Head Rests .....	V-13
b. Seat Frames .....	V-14
c. Seat Belts .....	V-14
9. Small Compartments .....	V-14
10. Batteries and Battery Compartments.....	V-14

	See Chapter VI, Table G, Interior, Notes Ga, b & c, Page VI-15 .....	V-14
	11. Tool Kits .....	V-14
	12. Rear Portion of the Interior and Factory Original Cargo Cover.....	V-14
E. BOOT .....		V-15
	1. Rear Portion of the Interior and Factory Original Cargo Cover.....	V-15
	2. Paint, Side Panels, Mat or Carpet, and Miscellaneous Fasteners .....	V-15
	3. Tool Kits, Containers, and Pouches (Jack, Hammer, and Owner’s Manual).....	V-15
	a. Completeness and Condition .....	V-15
	b. Tool Kit Variations.....	V-15
	c. Preservation Class - Tools .....	V-15
	d. Jacks and Jack Handles .....	V-15
	e. Optional Tool Kits.....	V-16
	f. Owner’s Manual and Additional Paperwork.....	V-16
	4. Spare Tire, Wheel & Cover .....	V-16
	a. Spare Tire .....	V-16
	b. Spare Tire Remains in Boot .....	V-16
	c. Spare Tire Cover.....	V-16
	d. Painted Wheels .....	V-16
	e. Wire Wheels .....	V-16
	5. Batteries and Battery Compartments.....	V-16
	6. Electric Vehicles.....	V-17
F. ENGINE COMPARTMENT.....		V-17
	1. Plated and Painted Fasteners, Caps, Covers, Piping, Handles, Etc. ....	V-17
	2. Engine Compartment Peripheral Equipment and Panels.....	V-17
	3. Engine Basic Components and Belt-Driven Accessories.....	V-17
	a. Engine Head and Block .....	V-17
	b. Carburetors, Fuel Injection, and Fuel and Air Filters.....	V-17
	c. Porcelainized and Non-Porcelainized Exhaust Manifolds .....	V-17
	d. Down Pipes.....	V-18
	e. Chassis and Frame Assemblies .....	V-18
	4. Cooling System and Air Conditioning Components .....	V-18
	a. Radiator and Heater Hoses, Tubing, and Clamps.....	V-18
	c. Radiator Core, Radiator, and Expansion Tanks .....	V-18
	5. Generators, Alternators, Regulators, Relays, Wiring, and Battery .....	V-18
	a. Spark Plugs, Ignition Wires, and Distributor Cap .....	V-18
	b. Generators and Alternators.....	V-18
	c. Batteries and Battery Compartments.....	V-19
	d. Regulators, Relays, Fuse, and Junction Boxes .....	V-19
	e. Wiring.....	V-19
	6. Data Plates .....	V-19
	7. Steering Columns, Linkage, and Racks.....	V-19
	8. Brake Master Systems .....	V-19
Chapter VI	Judges’ Guide for Scoring Non-Authenticity.....	VI-1
A. INTRODUCTION .....		VI-1
	1. Purpose .....	VI-1
	2. Jaguar Authenticity.....	VI-1
	3. Configuration Allowed.....	VI-1
	4. Authenticity Documentation .....	VI-1
	5. Jaguar Cars Inc. Accessories - Modification of the Standard .....	VI-2
	a. Factory Original Accessories .....	VI-2
	b. Factory Optional/Personalized Parts .....	VI-2

c. Non-Original Accessories .....	VI-2
d. Non-Authentic Accessories .....	VI-2
e. Unusual Components.....	VI-2
6. Replacement Parts .....	VI-3
7. Original Brand Names and Logos .....	VI-3
8. Display of Accessories .....	VI-3
9. Safety Equipment .....	VI-3
10. Component Legitimacy .....	VI-3
B. NON-AUTHENTICITY.....	VI-4
1. Non-Authenticity .....	VI-4
2. Better than Original .....	VI-4
3. Plated Surfaces .....	VI-4
4. Over-Restoration .....	VI-4
C. ASSIGNING NON-AUTHENTICITY PENALTIES.....	VI-4
1. Basis of Points Allocated to Each Item .....	VI-4
2. Noting the Discrepancy and Informing the Entrant .....	VI-4
3. Entering the Discrepancy and Assigning the Deduction.....	VI-5
4. Use only the Exact Deduction Listed for the Discrepancy.....	VI-5
5. Maximum Total Deductions for Non-Authenticity .....	VI-5
D. USING THIS GUIDE.....	VI-5
1. Listings and Penalties .....	VI-5
2. Items Excluded from Judging.....	VI-5
3. Notes Associated with Specific Items .....	VI-5
E. ITEMS COMMON TO ALL COMPONENT AREAS.....	VI-5
F. EXTERIOR .....	VI-6
F. Exterior Notes: .....	VI-8
a. Antennas .....	VI-8
b. Badge Bars and Driving or Fog Lights.....	VI-8
c. Bonnet, Boot Lid, Doors and Fenders .....	VI-8
d. Chassis/Body Posture and Ride Height.....	VI-8
e. Door Edge Protectors .....	VI-8
f. Headlights.....	VI-8
g. Leaper .....	VI-8
h. License Plate Frames.....	VI-9
i. Luggage Racks .....	VI-9
j. Pin/Body Stripes (Coachlines) .....	VI-9
k. Pin Beading .....	VI-9
l. Roof Covering .....	VI-11
m. Side Protective Moldings .....	VI-11
n. Sunroofs.....	VI-11
o. Tires, Condition and Sidewalls.....	VI-11
p. Soft Tops, Windows, Tonneaus, and Boot Covers.....	VI-13
q. Hard Tops .....	VI-13
r. Wheels .....	VI-13
s. Window Glass .....	VI-13
1. Champion Division.....	VI-13
2. Driven Division .....	VI-14
t. Protective Clear Bras/Coverings .....	VI-14
1. Champion Division.....	VI-14
2. Driven Division .....	VI-14

G. INTERIOR .....	VI-14
G. Interior Notes:.....	VI-15
a. Batteries and Battery Compartments.....	VI-15
b. Battery Brand.....	VI-15
c. Battery Style .....	VI-16
d. Consoles .....	VI-16
e. Electronic Telephones, Alarm Systems and Radar Detectors .....	VI-16
f. Non-Factory Electronic and Non-Electronic Items .....	VI-16
g. Instruments .....	VI-16
h. Knobs and Switches .....	VI-16
i. Non-Factory Accessories.....	VI-16
j. Radios, CD or Tape Players and Speakers .....	VI-16
k. Seat Belts .....	VI-16
l. Seat Covers.....	VI-17
m. Steering Wheels.....	VI-17
n. Four-way Flasher System .....	VI-17
H. BOOT (CHAMPION DIVISION ONLY) .....	VI-17
H. Boot Notes:.....	VI-18
a. Batteries and Battery Compartments.....	VI-18
b. Spare Tire .....	VI-18
c. Spare Wheel.....	VI-18
d. Tool Kit .....	VI-18
e. Tool Kit, Spare Spark Plug.....	VI-18
f. Factory Original Cargo Cover .....	VI-18
I. ENGINE COMPARTMENT (Champion Division Only) .....	VI-19
Engine Compartment Notes: (Champion Division Only) .....	VI-21
a. Batteries and Battery Compartments.....	VI-21
b. Add-on Items and Accessories .....	VI-21
c. Engine Block, Head & Carburetors or Fuel Injectors .....	VI-21
d. Exhaust Manifolds.....	VI-21
e. Hose Clamps.....	VI-21
f. Hoses .....	VI-21
g. Aftermarket Ignition.....	VI-21
h. Spark Plugs.....	VI-21
Cylinder Head Color Table .....	VI-22
Appendix A List of Production Models .....	1
Appendix B Original Equipment Tire and Wheel Information for SS & Jaguar Cars.....	1
Appendix C Official Publications for Documenting Authenticity .....	1
Appendix D Official JCNA Concours d’Elegance Competition Classes.....	1
Champion Division Classes.....	1
Driven Division Classes .....	2
Special Division Classes.....	2
Appendix E Jaguar Approved Accessories .....	1
Appendix F Four-Way Flashers .....	2
Appendix G Chief Judge’s Check List.....	1
Appendix H Class S2, Non-Authenticity Deduction Form .....	1
Appendix I JCNA Judge’s Code of Ethics and Professional Conduct.....	1
Appendix J JCNA Pre-Concours Judges’ Meeting, Concours Team Lead and Scrutineer Responsibilities Worksheet .....	2
Glossary of Terms .....	1
Index .....	1

Score Sheets..... 1

2026 Champion Division Judges’ Team Assignments..... 1

2026 Driven Division Judges’ Team Assignments ..... 2

Master Concours Report Form ..... 1

2026 Quick Reference Field Deduction Guide ..... 1

    E. ITEMS COMMON TO ALL COMPONENT AREAS..... 1

    F. EXTERIOR ..... 1

    G. INTERIOR ..... 2

    H. BOOT (CHAMPION DIVISION) ..... 4

    I. ENGINE COMPARTMENT (Champion Division Only) ..... 5

    J. CYLINDER HEAD COLOR TABLE ..... 6

2026 Judge’s Concours Rule Book Test ..... 1

2026 Judge’s Rule Book Test Answer Sheet ..... 1

## Forms

**Official Concours d'Elegance Judging Score Sheet #-1 – Operation Verification**

**Official Concours d'Elegance Judging Score Sheet #-2 – Exterior**

**Official Concours d'Elegance Judging Score Sheet #-3 – Interior & Boot**

**Official Concours d'Elegance Judging Score Sheet #-4 – Engine Compartment**

**Available on *www.jcna.com*, under the JCNA.com Concours tab**

Concours Score sheets (PDF) - Word version

Class S2/MOD Deduction Form (PDF) - Word version

Windscreen Placard Championship Division (PDF) - Word version

Windscreen Placard Driven Division (PDF) - Word version

Windscreen Placard Special Division (PDF) - Word version

Windscreen Placard Display Only (PDF) - Word version

Certificate of Insurance

Entrant Registration Form

Formal Rule Change Request Form

Event Member Registration Form

**Available on *www.jcna.com*, under the JCNA.com Merchandise tab**

## Trophy Order Form

**Note:** As of **December 17, 2025**, the JCNA board decided to discontinue trophies for local concours. The IJF and End of Year Annual North American awards (for Concours, Rally and Slalom winners) will be continued.

## Concours Requirements Overview

**Concours Calendar Year:** The JCNA Concours year runs from January 14<sup>th</sup> through November 30<sup>th</sup>. **See Chapter I, A2, Page I-1**

**Obtaining a Concours Date:** To request a Concours date, go to the “Calendar Page” of [www.jcna.com](http://www.jcna.com). The request can be submitted **within one (1) year but no less than four (4) months** prior to the requested Concours date. **See Chapter I, B3, Page I-1**

**Obtaining a Sanction:** No less than four (4) months prior to your event, you may submit a request for sanction and validation from the JCNA Concours Committee. **See Chapter I, B4, Page I-1**

**Canceling/Rescheduling the Concours:** If the Concours must be canceled and rescheduled, a new sanction must be requested through the JCNA Website. **See Chapter I, B5, Page I-2**

**Judge’s School:** A Judges’ training and refresher School must be scheduled and conducted annually at least 30 days (45 days recommended) prior to the Concours for Judges. **See Chapter III, D3, Page III-4**

**Maintain/Renew a Judge’s Certification:** Judges must take and pass the JCNA Judges Test for the concours year in which they plan to judge AT LEAST 30 days in advance of the event date and Judges must attend a Judge’s School at least once every three years. **See Chapter III, 8a, Page III-6**

**Recorded Test and Training Dates:** Judge’s test and training dates must be recorded on the JCNA web site must be updated to conform to sanction requirements, they must be updated no less than 30 days prior to the date of the Concours. **See Chapter III, 7, Page III-7**

**Guest Judges:** A Guest Judge's certification must be verified on the JCNA web site by the hosting club's Chief Judge. **See Chapter III, 11, Page III-7**

**Score Only Become Official** once the posted scores have been reviewed and approved by the JCNA Concours Committee. Scores not submitted within the 21-day requirement, could be subject to a delay in being finalized. **Chapter III, J 20, Page III-16**

**Score Sheets After the Concours:** At the conclusion of the Concours, copies of the score sheets must be retained by the Chief Judge. The Chief Judge, or their designee, **MUST** send the **ORIGINAL** score sheets to the Entrants. **See Chapter III, K, Page III-16**

**Finalizing Concours Scores:** Once the Concours is concluded, and both Entrants scores and Judging assignments **HAVE BEEN** posted on the JCNA web site, the Chief Judge or their designee **MUST** send an email to the JCNA Concours Committee Chairperson at [CC@JCNA.com](mailto:CC@JCNA.com) and request a results review. Be sure to include information on any submitted protests that are pending review by the Protest Committee as these may require an update of an Entrant’s currently recorded score. **See Chapter III, L, Page III-17**

**Unresolved Protests** for non-authenticity, judging procedures, administrative or procedural concerns, must be filed with the JCNA Protest Committee Chairperson within **30 days of receipt of the score sheets** for the protest to be considered. **See Chapter III, Q4, Page III-21**

**Entrant Definition:** The Entrant must be an individual or joint title holder of the Entry, or; an employee of a business or institutional title holder of the Entry who has been assigned its regular use, or; a lessee of the Entry, or; an immediate family member of one of the above. See Chapter IV, A2, Page IV-1

For greater details, refer to Appendix G, Chief Judge Checklist.

## **History of the Jaguar Clubs of North America**

### **JCNA Founding**

The Jaguar Clubs of North America (JCNA), founded on January 16, 1958, exists to promote and encourage a spirit of mutual interest and assistance among owners of Jaguar automobiles, to assist in the formation of local Jaguar owners' clubs and to charter these groups, to provide a means for the exchange of information concerning Jaguar automobiles, and to publish periodic bulletins and magazines containing material of interest to members.

The objects and purposes of JCNA are to promote interest in motoring, foster and encourage a spirit of mutual interest and assistance in the acquisition and preservation of Jaguar automobiles among owners; to charter or otherwise enter into agreements with clubs or groups of Jaguar owners desiring to support the objectives and share in the benefits of the corporation by becoming a JCNA member group; to exchange recognition with other corporations, associations or groups in other countries that have similar objects and purposes; to promote enhanced driving standards and to encourage skillful driving on the public highways; to promote interest in motoring activities, classes, exhibitions, publications and motor sports related to the marque.

Club activities encouraged by JCNA include Concours d'Elegance, Road Rallies, Slaloms, Tours and Social meetings. All are at the option of the local club.

Jaguar Clubs of North America's Board of Directors adopted the following VISION and MISSION STATEMENTS in March 1994.

### **JCNA Vision Statement**

The Jaguar Clubs of North America is the friendliest and best association of Jaguar enthusiasts fulfilling the needs and interests of the members.

### **JCNA Board of Directors Mission Statement**

The Board provides a structure for effective and efficient operation of the Jaguar Clubs of North America in finance, administration, and competition. It communicates effectively with the members.

### **JCNA Concours Scores**

**Note: JCNA Concours Scores are for award purposes only and not to be used for the enhancement of the apparent or claimed value of the awarded vehicle.** (2026 Administrative Clarification for the 2026 concours season)

## History of the Rule Book

The complete history of revisions to the Rule Book can be found in the Concours section of the JCNA web site.

### Members of the Jaguar Concours Rules Committee (JCRC)

Hal Kritzman, [CRS\\_crbr@jcna.com](mailto:CRS_crbr@jcna.com) JCNA Chief Judge and Chairperson, Jaguar Concours Rules Committee (JCRC)

		Term Ends
NE Representative	Robert Silvestri, Jaguar Club of Southern New England	May 1, 2027
NC Representative	Mike Korneli, Wisconsin Jaguars Ltd.	May 1, 2027
NW Representative	Vacant (1 year of term remaining)	May 1, 2027
SE Representative	Craig Kerins, South Florida Jaguar Club	April 30, 2028
SC Representative	Jeff Snyder, Jaguar Club of Austin	April 30, 2028
SW Representative	Pete Rieth, San Diego Jaguar Club	April 30, 2028

Non-Regional Consultants “Emeritus” Dick Cavicke, George Camp and Mike Mueller

### Members of the Jaguar Concours Committee (JCC)

Jim Sambold, [CRS\\_cs@jcna.com](mailto:CRS_cs@jcna.com) Jaguar Concours Committee-Chairperson

NE Representative	Jim Sambold, Jaguar Association of New England
NC Representative	Paul Cusato, Jaguar Club of Ohio
NW Representative	Les Garbutt, Canadian XK Register
SE Representative	Dave Kirkman, North Georgia Club
SC Representative	Jeff Snyder, Jaguar Club of Austin
SW Representative	Charlie Hallums, JOCLA

Hal Kritzman, Representing the Jaguar Concours Rules Committee (JCRC)

**THE 2026 EDITION OF THE OFFICIAL  
JCNA JUDGES’ CONCOURS d’ELEGANCE RULE BOOK  
SUPERSEDES ALL PREVIOUS EDITIONS**

## Preface

The “**JCNA JUDGES’ CONCOURS d’ELEGANCE RULE BOOK**” is hereafter referred to as the “Rule Book”.

The Rule Book is written for the enthusiast who is new to Jaguars as well as the seasoned Judge. Each chapter is written to a specific audience.

Chapter I is a guide based on the experience of many clubs’ members within JCNA. It will help the individual Jaguar club put on a first-class Concours d’Elegance.

Chapter II covers rules specific to Entry eligibility, divisions, and classes.

Chapter III covers Judging methods, Judges’ qualifications, Judges’ meetings, Judges’ Protocol Scoring, and Reporting, etc.

Chapter IV covers Entrant definition, responsibilities, and showmanship. Like other chapters, all information pertinent to the Entrant is presented in one location.

Chapter V is the Judges’ Guide to Jaguar Evaluation and covers details on items to inspect while judging Jaguars. Following these guidelines will ensure that the judging teams deal fairly and knowledgeably with the Jaguars.

Chapter VI is the Judges’ Guide for scoring non-authenticity. It gives excellent guidelines on how to assign the non-authentic deduction. It gives the required deductions for non-authentic items.

Appendices A, B, C, D & E contain information on production models, tire and wheel sizes, official publications for documenting authenticity, competition classes and factory optional accessories respectively. The Glossary can be referred to quickly clarify terms. Score sheets are included.

As the JCNA website has developed, more and more administrative tasks are being conducted electronically over the Internet; therefore, some forms that have accompanied previous editions of the Rule Book have been deleted. Concours Chairpersons and others needing forms, and not having Internet access, should contact:

**[Rule\\_Book\\_Editor@JCNA.com](mailto:Rule_Book_Editor@JCNA.com)**

These rules have been revised and approved, over the years, by club delegates at the Annual General Meetings (AGM). Beginning in 2003, new rules and/or rule changes were proposed by the Judges’ Concours Rules Committee (JCRC) and ratified by the AGM delegates. **New or revised rules adopted at an AGM become effective on January 1<sup>st</sup> of the following year.**

Reintroduction of failed rule proposals is prohibited for three years. Members wanting to have rule changes considered at the AGM must first propose the change to their regional Judges’ Concours Rule Book Committee representative for consideration. These representatives are listed on the JCNA website, [www.jcna.com](http://www.jcna.com).

The form for presenting such requests is entitled Request for Competition Rules Change Form and is found in the Library section of the website.

# Introduction

Concours d'Elegance competition events, sponsored by the Jaguar Clubs of North America, Inc. (JCNA), have been operated from JCNA's beginning under rules established by the affiliated Clubs of Jaguar Clubs of North America, Inc., at their Annual General Meetings (AGM).

Rules and guidelines for judging in the JCNA sanctioned events have evolved over the last several decades by conscientious trial and error. They are not perfect by any means, but the JCNA Rules have set the owners of Jaguar automobiles on a correct course seeking originality and authenticity.

In the event that mandatory rule[s], as set forth in the current Rule Book, are violated or infraction[s] occur, they will each be reviewed on a case-by-case basis, by the JCC, JCRC and BOD and may result in any one or more of the following action[s]:

- a. Individual scores may be revoked
- b. All cars judged by a particular Judge or Judging Team may have their scores revoked,
- c. If operational protocols of the event are not followed, the entire Concours may be invalidated.

**Note:** Non-cooperation by an Entrant during the process of judging the Entrant's vehicle may result in the Entrant's individual score being revoked.

In order to promote uniformity of judging at JCNA sanctioned Concours d'Elegance competition events, to offer organizational advice to Concours Chairpersons throughout North America, and to make the JCNA Official Concours d'Elegance Rules available in written form to all Jaguar enthusiasts, the 1975 JCNA Concours Committee compiled the first edition of this Rule Book.

Only the most current edition of the Rule Book is to be used in operating and judging any JCNA Sanctioned Concours. The rules are mandatory for all events leading to the North American JCNA Concours d'Elegance Division Championships.

Have a good Concours year,  
*The President, JCNA*

## 2026 Rule Book Synopsis

**Note:** The Previous Rule Book Revisions have been removed and saved to a History of the Rule Book file to be stored on the Library.

**Note:** Pages are printed front to back, thus both pages have to be replaced when there is a correction on only one of the pages.

\* **Although unchanged, some text has moved from one page to another due to additional text being added on previous pages, thus the pages following the changes must be reprinted.**

Inside Title Page	Replace in its entirety	2
Table of Contents	Replace in its entirety	14
Forms	Trophy information has been updated	1
Concours Requirements Overview	New Page for requirements clarification	1
History of JCNA/Members of the JCC, Preface, Introduction	Replace page xx (JCNA Concours Scores) is new	1
History of the Rule Book	Back of previous page	1
Preface	No Changes	0
Introduction	No Changes	0
2026 Rule Book Update Synopsis	Replace in its entirety	1
2026 Admin Clarifications Synopsis	Replace in its entirety	22
2025 Approved Rule Changes	Replace in its entirety	3
Chapter I	Replace I-1 & I-2, I-11 & I-12	4
Chapter II	Replace II-1 & II-2, II-7 & II-8, II-9 & II-10, II-11 & II-12	8
Chapter III	Replace in its entirety	22
Chapter IV	Replace IV-3 & IV-4, IV-5, IV-6, IV-7 & IV-8	6
Chapter V	Replace V-5 & V-6, V-7 & V-8, V-9 & V-10, V-13 & V-14, V-15 & V-16	10
Chapter VI	Replace VI-3 & VI-4, VI-7 & VI-8, VI-9 & VI-10, VI-17 & VI-18, VI-19 & VI-20, VI-21 & VI-22	12
Apx A	No Changes	0
Apx B	Apx. B-3 & B-4	2
Apx C	No Changes	0
Apx D	Apx. D-1 & D-2	2
Apx E	No Changes	0
Apx F	No Changes	0
Apx G	No Changes	0
Apx H	No Changes	0
Apx I	No Changes	0
Apx J	No Changes	0
Glossary of Terms	G-1 & G-2	2
Index	No Changes	0
Score Sheets	Interior Score Sheet #3 & Engine Score Sheet #4 (Change on #4)	2
2026 Judges' Team Assignments	No Changes	0
Master Concours Report Form	No Changes	0
Quick Reference	Replace in its entirety	10
Judge's Test	Replace in its entirety	12
Total Pages to be replaced	138 of the 248 pages (not including the binder cover page and spine) have been updated, 110 pages have not.	138

# 2026 Rule Book ADMINISTRATIVE Changes for the 2026 Concours Season

**Note:** Within the chapters, the 2026 Administrative Changes are underlined. The text that has been corrected has been removed from the main text body because it is presented below.

There are **60** Administrative Clarifications and Corrections for the 2026 Concours Season.  
**Front Matter, Page xvii**

## Trophy Order Form

**Note:** As of **December 17, 2025**, the JCNA board decided to discontinue trophies for local concours. The IJF and End of Year Annual North American awards (for Concours, Rally and Slalom winners) will be continued.

## Front Matter, Page xviii

("Front matter," consists of the pages of information typically found before the main body text begins.)

### Concours Requirements Overview

**Concours Calendar Year:** The JCNA Concours year runs from January 14<sup>th</sup> through November 30<sup>th</sup>. See Chapter I, A2, Page I-1

**Obtaining a Concours Date:** To request a Concours date, go to the "Calendar Page" of www.jcna.com. The request can be submitted **within one (1) year but no less than four (4) months** prior to the requested Concours date. See Chapter I, B3, Page I-1

**Obtaining a Sanction:** No less than four (4) months prior to your event, you may submit a request for sanction and validation from the JCNA Concours Committee. See Chapter I, B4, Page I-1

**Canceling/Rescheduling the Concours:** If the Concours must be canceled and rescheduled, a new sanction must be requested through the JCNA Website. See Chapter I, B5, Page I-2

**Judge's School:** A Judges' training and refresher School must be scheduled and conducted annually at least 30 days (45 days recommended) prior to the Concours for Judges. See Chapter I, D3, Page III-4

**Maintain/Renew a Judge's Certification:** Judges must take and pass the JCNA Judges Test for the concours year in which they plan to judge AT LEAST 30 days in advance of the event date and Judges must attend a Judge's School at least once every three years. See Chapter III, 8a, Page III-6

**Recorded Test and Training Dates:** Judge's test and training dates must be recorded on the JCNA web site must be updated to conform to sanction requirements, they must be updated no less than 30 days prior to the date of the Concours. See Chapter III, 7, Page III-7

**Guest Judges:** A Guest Judge's certification must be verified **on the JCNA web site** by the hosting club's Chief Judge. See Chapter III, 11, Page III-7

**Score Only Become Official** once the posted scores have been reviewed and approved by the JCNA Concours Committee. Scores not submitted within the 21-day requirement, could be subject to a delay in being finalized. Chapter III, J 20, Page III-16

**Score Sheets After the Concours:** At the conclusion of the Concours, copies of the score sheets must be retained by the Chief Judge. The Chief Judge, or their designee, **MUST** send the **ORIGINAL** score sheets to the Entrants. See Chapter III, K, Page III-16

**Finalizing Concours Scores:** Once the Concours is concluded, and both Entrants scores and Judging assignments **HAVE BEEN** posted on the JCNA web site, the Chief Judge or their designee **MUST** send an email to the JCNA Concours Committee Chairperson at CC@JCNA.com and request a results review. Be sure to include information on any submitted protests that are pending review by the Protest Committee as these may require an update of an Entrant's currently recorded score. See Chapter III, L, Page III-17

**Unresolved Protests** for non-authenticity, judging procedures, administrative or procedural concerns, must be filed with the JCNA Protest Committee Chairperson within **30 days of receipt of the score sheets** for the protest to be considered. See Chapter III, Q4, Page III-21

**Entrant Definition:** The Entrant must be an individual or joint title holder of the Entry, or; an employee of a business or institutional title holder of the Entry who has been assigned its regular use, or; a lessee of the Entry, or; an immediate family member of one of the above. See Chapter IV, A2, Page IV-1

For greater details, refer to Appendix G, Chief Judge Checklist.

### JCNA Concours Scores

**Note:** JCNA Concours Scores are for award purposes only and not to be used for the enhancement of the apparent or claimed value of the awarded vehicle. (2026 Administrative Clarification for the 2026 concours season)

## Chapter I, A2, Page I-1

### 2. Concours Year

The JCNA Concours year runs from January **14<sup>th</sup>** through November 30th. *The current rule book and test will be posted on the JCNA web site by December 1<sup>st</sup> of the previous year in order to give clubs enough time to meet the 30-day testing prior to their concours, should it be held in mid-January.* (2026 Administrative Correction for the 2026 Concours Season)

Note: The date for the first possible concours of the year was changed from Sunday, January 15<sup>th</sup> to Saturday, January 14<sup>th</sup>, as it is the first Saturday in the middle of January. Any earlier could conflict with holiday plans and the 30-day testing requirement.

January						
S	M	T	W	T	F	S
1	2	3	4	5	6	7
8	9	10	11	12	13	14
15	16	17	18	19	20	21
22	23	24	25	26	27	28
29	30	31				

## Chapter I, B4f, Page I-2

- f. Concours sanctions requested can be granted only if the requesting club's JCNA online Judge Roster/List verifies that:
- it currently has listed a Chief Judge, whether it is a guest Chief Judge from another affiliated JCNA club or a Chief Judge selected from within the host club's membership.
  - an active Certified Judge's School
  - and has secured a team of at least three (3) JCNA Certified Judges **who are willing to continue their certification for the upcoming concours** and a sufficient number of additional Certified Judges for the number of cars expected with reference to the club's previous Concours history or a conservative assumption based on the Chief Judge's personal experience. (2026 Administrative Clarification for the 2026 Concours Season)

## Chapter I, B4g, Page I-2

- g. The Chief Judge(s) of the assisting club(s) must be notified that a member of their certified judging team is being utilized at another club's Concours in order for them to obtain credit for their service. The Judge's certification can be verified by contacting the Chief Judge of the guest Judge's club or by ~~contacting the JCNA administrator at 888-258-2534, Extension #9.~~ **going to the JCNA web site to verify a Judge's status.** (2026 Administrative Clarification for the 2026 Concours Season)

## Chapter I, L4, Page I-12

### 4. Unofficial Award (2026 Administrative Clarification for the 2026 Concours Season)

Clubs may also present trophies (of their own design and at their own expense) in recognition of accomplishments such as:

Best in Show (**judged the highest point overall against all other group winner**)

(2026 Administrative Clarification for the 2026 Concours Season)

Concours Chair's Choice

Longest Distance Driven to Compete

Longest Distance Trailered to Compete

Oldest Jaguar in Show

Hard Luck (En Route Damage)

Display

Peoples' Choice

Other

## Chapter II Section 1, A10, Page II-2

### ~~10. Unofficial Award~~ (moved to Chapter I, 4, Page I-12 with other trophy information)

~~At the host club's discretion, "People's Choice", "Best in Show", "Best First Time Out", or similar awards may be given.~~ (2026 Administrative Clarification for the 2026 Concours Season)

## Chapter II, Section 4, f, Page II-7

### f. Luggage Racks

Either factory or appropriate vintage after-market racks are allowed **in Driven Division only**. All racks must be neatly mounted in the prescribed location on the vehicle. (2026 Administrative Clarification for the 2026 Concours Season)

**Note:** **For Special Division the mere presence of a non-authentic item, such as an aftermarket luggage rack, does not count towards the point summation needed to meet the S2 deduction requirement.** (2026 Administrative Clarification for the 2026 Concours Season)

## Chapter II, Section 4, B, Note 2, Page II-8

**Note 2:** Majestic, Daimler, Daimler Double Six, Daimler Sovereign, and Daimler Majestic models are eligible for Driven Division Classes D6/XJ, **D7/XJ** and D12/J8 according to their years, engines, and body styles. (2026 AGM Administrative Correction for the 2026 Concours Season)

## Chapter II, Section 5, B, Note 3a, Page II-10

**Alterations or modifications, such as different width wheels, or luggage racks, or other AMCO accessories, that are accepted in Driven Division, are not permissible as non-authentic deductions in S2 Division. do not count towards the point summation needed to meet the S2 deduction requirement.** (2026 Administrative Clarification for the 2026 Concours Season)

## Chapter II, Section 5B, Note 3, b 3 & 4, S2/Mod, Page II-11

3. The mere **absence** of an item, such as an authentic tool, tool kit or owner's manual, is not considered a modification that counts towards the point summation needed to meet the S2 deduction requirement. The modification of an item, such as the altering the finish on an authentic tool, does count towards the points required to meet the S2 point deduction requirement.
4. **The mere presence of a non-authentic item, such as an aftermarket luggage rack, does not count towards the point summation needed to meet the S2 deduction requirement.** (2026 Administrative Clarification for the 2026 Concours Season)

## Chapter III, A3, Page III-1

### 3. **Approved Judging Guides and JCNA Seminar Technical Bulletins\***

When a JCNA Judge's Guide or JCNA Seminar Technical Bulletin\* has been approved by the AGM, its use is mandatory. JCNA Judge's Guides and JCNA Seminar Technical Bulletin\* have been developed at great effort to aid Judges in determining authenticity and to standardize judging throughout JCNA. One copy of each approved JCNA Judge's Guide and JCNA Seminar Technical Bulletin\* must be available for reference by Judges and Entrants at each sanctioned Concours.

- \* Only that bulletin's content, which quotes or copies information from the Jaguar Cars documents, listed in Table C-1, is permitted for validating feature and component authenticity. No other bulletins, except those that are official Jaguar Cars printed material, or direct copies, are permitted to validate component authenticity. **It is the obligation of the Entrant to provide indisputable documentation that contradicts that of Jaguar Cars publications.** (2026 AGM Administrative Clarification for the 2026 Concours Season)

## Chapter III, C2, Page III-2

### 2. Chief Judge Qualifications

**A** Chief Judge must have extensive, **prior** experience as a Concours Judge, as a JCNA concours exhibitor and/or as an amateur or professional Jaguar restorer. Lesser experience is acceptable; however, all candidates must have obvious leadership, administrative and management abilities. The Chief Judge need not be an expert in multiple car classes but:  
(2026 AGM Administrative Clarification for the 2026 Concours Season)

- must be currently certified as a JCNA Judge,
- must have served as a lead Certified Judge at a minimum of two JCNA sanctioned Concours,
- must be prepared to fulfill **all** the responsibilities of Chief Judge, Chapter III, C.3., Page III-2. (2026 AGM Administrative Clarification for the 2026 Concours Season)

## Chapter III, C3c&d, Page III-2

c. **The Chief Judge administering the test, or the Chief Judge's appointee, is responsible for recording that club's Judges test dates.** (2026 AGM Administrative Clarification for the 2026 Concours Season)

d. **Notification must also be sent to Chief Judges whose Judges have attended another Chief Judge's Judges School and have passed the annual test so that their test dates can be properly posted on the JCNA web site.** (2026 AGM Administrative Clarification for the 2026 Concours Season)

## Chapter III, C3o, Page III-3

o. Ensuring that the completed score sheets are returned to the Entrants **by the Chief Judge or the Chief Judge's designee.** Maintaining a chronological record of each club Judge's attendance at Judge's Schools, taking the JCNA current Judge's Test, judging at a JCNA Concours. (2026 Administrative Correction, Covered in Chapter III, C6, Page III-4)

## Chapter III, C6, Page III-4

### 6. Roster of Judges' and Judges' Report Form

The Chief Judge must maintain a record of Judges' credentials and who judged ~~what~~ **which classes** in order to complete the required **the Roster of Judges Roster and Judges' Report Form,** which have been ~~integrated~~ **reviewed and verified** by the JCNA Web Master **Concours Committee Chair** with **utilizing** the **On-Line Scoring System.** Follow the ~~instructions found on the On-Line Scoring System page,~~ referring to the help page first. (2026 AGM Administrative Clarification for the 2026 Concours Season)

~~3. To Maintain/Renew a Judge's Certification, the Judge:~~

**3. Judge's Certification Maintenance/Renewal Requirements:**

**a. Judge's Test**

In order to maintain their certification, each Judge must take and pass the current year's Rule Book Judge's Test or the Judge's Test for the upcoming concours competition year in which they plan to judge; i.e. if a Judge plans to judge at a concours in January, that Judge must take and pass the upcoming year's test, ~~which must be taken~~ at least 30 days (**45 days recommended**) prior to the upcoming concours event date, ~~making~~ **taking it in** December of the previous year. (2026 AGM Administrative Clarification for the 2026 Concours Season)

**Note:** The updated Rule Book and test will be available on the JCNA web site December 1<sup>st</sup> of each year.

Those seeking to retain their certification, but who cannot attend ~~the~~ a club's Judge's School, must ~~then~~ still take the current test [the test current to the year of the club's upcoming concours] in accordance with Chapter III, D4, Page III-7. (2026 AGM Administrative Clarification for the 2026 Concours Season)

This **Testing** may be done accomplished in one of three ways:

- i. In a group at a Judges School. This is the preferred method.
- ii. Taken individually and mailed to the Chief Judge.
- iii. Completing the online Judges test. The person taking the test must forward the JCNA email documenting completion of the test and the score attained to the club's Chief Judge.

A passing grade requires correct answers to 45 of the 50 questions on the test.

~~If the~~ Judge's recorded test and training dates on the JCNA web site must be updated to conform to sanction requirements, ~~they must be updated~~ no less than 30 days **prior** to the date of the Concours.

**b. Judge's School**

The Judge's School must include Judges' protocols, practice judging, authenticity, rule changes, lessons to be learned, and a Rule Book review. Judges must undergo thorough training on the contents of the current Rule Book and/or review correspondence describing all changes to the Rule Book that affect the judging process. (2026 AGM Administrative Clarification for the 2026 Concours Season)

**Note:** A pre-concours Judge briefing, at the Concours, does not satisfy the intent of a Judge's School. The Chief Judge may want to review Appendix J with the Certified Judges at this pre-concours briefing.

**Judges must** attend a Judge's School at least once every three years. (2026 AGM Administrative Clarification for the 2026 Concours Season)

**i) The purpose of the Judge's School is to keep Judges up-to-date on AGM approved Rule Changes and protocols and to provide general information regarding judging in an effort to create a consistent form of judging for all clubs.**

**ii) A Judges' training and refresher School must be scheduled and conducted annually at least 30 days (45 days recommended) prior to the Concours date for Judges who need to re-establish or extend their three-year term for the Judge's School or for those who intend to become Apprentice Judges.** (2026 AGM Administrative Clarification for the 2026 Concours Season)

**iii) Two methods qualify as a Judges School:**

- a) "In-person" as a group. These are highly recommended where Judges can share their knowledge and experiences.** (2026 AGM Administrative Clarification for the 2026 Concours Season)
- b) Remotely using available electronic conferencing services where attendance can be confirmed.** (2026 AGM Administrative Clarification for the 2026 Concours Season)

**Example:** Taking and passing the Judges Test annually is required. A Judge that attends a Judges School in 2026 would not need to attend another Judge's School for another two years, that being 2028. (2026 AGM Administrative Clarification for the 2026 Concours Season)

The Chief Judge administering the school, or the Chief Judge's designee, is responsible for recording that Chief Judge's own Judges' taking and passing the Judge's Test as well as attending the Judge's School on the club's JCNA web site. (2026 AGM Administrative Clarification for the 2026 Concours Season)

The Chief Judge, or the Chief Judge's designee is responsible for notifying the Chief Judge of any other clubs that their Judges club's Judge's School so that their respective Chief Judge can properly record the school attendance on the club's JCNA website. (2026 AGM Administrative Clarification for the 2026 Concours Season)

**Note:** In order to retain continuous certification, Judges should anticipate the year in which their certification will expire and undertake timely renewal.

## Chapter III, D3c, Page III-6

- c. **An acceptable Concours Certified Judge is one who has taken and passed the Annual Judge's Test for the Concours year in which they plan to judge, with a recorded test date at least 30 days prior to the date of the event in which they plan to participate, also in conjunction with having attended a properly held Judge's School with a recorded date within the 3-year time window as allowed. All recorded certification dates, for the test and school must be in order when the Concours Results are reviewed by the JCNA Concours Committee.** (2026 AGM Concours Committee Clarification for the 2026 Concours Season)

## Chapter III, D4, Page III-6

### 4. Alternate Certified Judge

Should a Chief Judge find **If a Chief Judge discovers** that a Judge is out of certification or unable to attend **a the upcoming club's** Concours, the Chief Judge must **then** select an alternate **Certified** Judge to replace the **that** Judge with another Judge that **who** has already been certified at least 30 days prior to the concours. (2026 Administrative Correction for the 2026 Concours Season)

## Chapter III, D6, Page III-6

### 6. Lapsed Judge's Annual Testing Certification

If a Judge's **Annual Testing Certification** has lapsed, and **the Judge is still within three years from last having attended a Judge's School**, but has not taken and passed the required annual Judge's test for the year of an upcoming Concours, the Judge can then view the online Presentation on the **JCNA web site**, take the online test, then forward the test results to that club's Chief Judge for evaluation no less than 30 days (**45 days is recommended**) prior to **judging at** the upcoming club's Concours. (2026 AGM Administrative Clarification for the 2026 Concours Season)

## Chapter III, D7, Page III-7

### 7. Guest Judging Judges and Associate Memberships

(2026 AGM Administrative Clarification for the 2026 Concours Season)

A Certified Judge does not need to be an Associate Member of another club in order to judge at the other club's events **concours**, but can judge as a Guest Judge. xxx

Once a Guest Judge's certification has been verified **as required on the JCNA web site** by the hosting club's Chief Judge, that validated Judge can **only** be utilized **by that club only** for the **that club's** current Concours Season. (2026 AGM Administrative Clarification for the 2026 Concours Season)

If the member's Judge Certification is subsequently confirmed and accepted by the Chief Judge of a club in which the member is an Associate Member, the Associate Member is still to be considered as a Guest Judge and treated as such.

## Chapter III, D8, Page III-7

### 8. Certification Requirements for Becoming an Apprentice Judge

- a. The Chief Judge must discuss the role and responsibilities and expected ~~ions~~ of the an Apprentice Judge efforts desiring to become a Certified Judge. (2026 AGM Administrative Clarification for the 2026 Concours Season)
- b. The Apprentice Judge must be a current member of a JCNA affiliate club or a JCNA Member-at-Large.
- c. The Apprentice Judge must attend one in-person or online Judge's School 30 days prior to the Concours at which the ~~person~~ JCNA member plans to be an Apprentice Judge. (2026 AGM Administrative Clarification for the 2026 Concours Season)
- d. The Apprentice Judge must take and pass the JCNA Judge's Test for the ~~current~~ Concours year in accordance with Chapter III, D3 a & b, Page III-4.  
The Apprentice Judge must serve with a judging team during a JCNA sanctioned Concours at least once and mark practice score sheets for examination by the Chief Judge or Team Lead at the conclusion of ~~his/her~~ judging. (2026 AGM Administrative Clarification for the 2026 Concours Season)
- e. ~~Once certified, Judges are expected to avail themselves to help with judging whenever needed.~~ (2026 AGM Administrative Clarification for the 2026 Concours Season)

## Chapter III, F1b, Page III-9

### b. Organizing Teams by Expertise

Wherever possible, teams must be primarily organized according to the ~~members'~~ Judges shared model/class expertise. The individual teams are then, assigned to judge the class or classes most closely associated with their expertise. The number of classes assigned to each team must be governed by the number of teams, the total number and size of the classes and the time allocated for judging. (2026 AGM Administrative Clarification for the 2026 Concours Season)

## Chapter III, H, & H1, Page III-11 & 12

### H. DAY-OF-EVENT JUDGES' MEETING AND GUIDELINES

Judges must be on time for the Concours and the pre-arranged Judges' Meeting conducted by the Chief Judge. ~~Have extra copies of the most current rule book on hand.~~ The Chief Judge must have extra copies of the most current Rule Book and all current JCNA approved Judging Guides and JCNA Seminar Technical bulletins on hand. (2026 AGM Administrative Clarification for the 2026 Concours Season) Apprentice Judges, are also required to attend this meeting.

#### 1. Announce and/or Confirm Judging Assignments

*Whenever* possible, the Chief Judge should make judging assignments well prior to the day of the event in accordance with the known expertise of each Judge as well as their JCNA certification. If that has not been possible, the Chief Judge must assign each Judge to those areas with which that Judge is most familiar. Judges must be physically capable of examining the component area assigned. (See Chapter III, J2 and J3, Page III-13). The Chief Judge must provide individual teams with lists of cars and classes that they are to judge. It is recommended that the Chief Judge utilize the Judging Team Assignment sheets which can be found at the end of the Appendix or on the JCNA website. (2026 AGM Administrative Clarification for the 2026 Concours Season)

## Chapter III, J6, Page III-13 & 14

### 6. Examine the Score Sheet Heading

Before beginning the judging process; it is essential that the Judges examine the tops of the score sheets to determine that all the information (particularly the Entrant's name and Jaguar body style) is complete and correct. Judges must draw lines through the **MAXIMUM DEDUCTION/BODY STYLE'S COLUMN THAT IS NOT APPLICABLE** to the Jaguar being judged. This will prevent writing deductions in the wrong column. **Judges are also required to make sure the component pages have the Judge's Name and JCNA number and is legible.** (2026 Administrative correction for the 2026 Concours Season)

## Chapter III, J12, Page III-14

### 12. Points Per Defect

The Points Per Defect shown on the score sheets are minimums. If a Judge considers a particular defect to be more extensive than the minimum allows the Judge may take off more points than the minimum. Do not deduct less than the minimum required deduction, e.g., deducting 0.05 when the minimum is 0.1. The points per defect shown on the score sheet have minimums and some have maximums. **It is the Component Judge's responsibility to ensure the deduction is not less than the minimum or more than the maximum allowed.** (2026 Administrative Clarification for the 2026 Concours Season)

## Chapter III, J20, Pages III-16

The Host Club's Chief Judge, or their designee, must notify the JCNA Concours Committee Chairperson that the results are ready for review and are ready to be made official. In accordance with Chapter I, B4e, Page I-2, Scores **Sheets** only become official once the posted scores have been reviewed and approved by the JCNA Concours Committee. Scores not submitted within the 21-day requirement, could be subject to a delay in being finalized. (2026 AGM Administrative Clarifications for the 2026 Concours Season)

**The Protest Committee must also be notified of any outstanding protests when the scores are submitted on the JCNA web site.** (2026 AGM Administrative Clarifications for the 2026 Concours Season)

## Chapter III, L, Page III-16

### L. FINALIZING CONCOURS SCORES

**Once the Concours is concluded, and both Entrants scores and Judging assignments HAVE BEEN posted on the JCNA web site, the Chief Judge or their designee MUST send an email to the JCNA Concours Committee Chairperson at CC@JCNA.com and request a results review. Be sure to include information on any submitted protests that are pending review by the Protest Committee as these may require an update of an Entrant's currently recorded SCORE.** (2026 AGM Administrative Clarification for the 2026 Concours Season)

## Chapter III, O1, Page III-17

### O. THE JUDGE AND THE ENTRANT

#### 1. Responsibility of the Judge and the Entrant

It is the responsibility of the Entrant to present an authentic well-prepared Jaguar; it is the responsibility of the Judges to recognize and confirm the Jaguar's authenticity. It is incumbent upon the Entrant to furnish proof of authenticity when the Judge questions any point of authenticity. The role of the Judge must not be to prove the non-authenticity of an item, but to determine the validity of authenticity of an item, based on the evidence submitted **contained in Jaguars Cars published literature for validation.** (See Ch. III, O2, Page III-1) (2026 Administrative Clarification for the 2026 Concours Season)

## Chapter. III, O2, Page III-18

### 2. Authentic Options

Authentic options are listed in official Jaguar publications or official Jaguar sales literature. Only written proof from those sources, from JCNA approved Judges' Guides or from specific portions of JCNA Seminar Technical Bulletins\* (**See Ch III, A3, Page III-1**) is acceptable in validating such items. Factory items offered as standard must be correct for the year and model presented. (See Chapter VI, A4, Page 1 and Appendices C and E). (2026 AGM Administrative Clarification for the 2026 Concours Season)

## Chapter III, O7a, Page III-18

### 7. Judge Non-Authenticity Notifications and Entrant Acknowledgement

#### a. Entrant must be Given the Opportunity to Prove Authenticity

Each team Judge who believes a certain feature(s) or item(s) to be non-authentic must inform the Entrant and give the Entrant, the opportunity to present **Approved** documentation proving the authenticity of the feature(s) or item(s) being questioned. (**See Ch III, A3, Page III-1**) If the Entrant does not or cannot prove authenticity to the Judge's satisfaction, the Judge must list it/them and the mandatory deduction(s) on the score sheet (in the non-authenticity box) and **Have the Entrant Initial Each Entry**. (2026 Administrative Clarification for the 2026 Concours Season)

## Chapter III, Q5, Page III-21

### 5. Concours Protest Committee and Unresolved Protests

Only the JCNA Protest Committee has the authority to rule on:

- a. Unresolved Entrant authenticity claims
- b. Judging procedures
- c. Administrative **or procedural** concerns (2026 AGM Administrative Clarification for the 2026 Concours Season)

#### 4. Rear Portion of the Interior and Factory Original Cargo Cover

~~**Champion Division:** For vehicles in which the boot area is part of the interior, E-Type Fixed Head Coupe and 2+2 models, station wagons (Shooting Brakes/Sport Brakes) or SUVs, retractable covers are to be extended for judging; fixed covers that are lifted by the raising of the rear hatch cover, may be disconnected from the raised rear hatch for judging. Once judged in the extended mode, the cargo cover may be retracted for ease of judging the lower area. (2026 AGM Administrative Clarification for the 2026 Concours Season)~~

~~If the cargo cover is not in place, the cargo cover is to be judged as missing or non-authentic. (2026 AGM Administrative Clarification for the 2026 Concours Season)~~

- **For E-Type Fixed Head Coupe and 2+2 models the boot area is part of the interior, the rear hatch is to be opened for judging.** (2026 AGM Administrative Clarification for the 2026 Concours Season)
- **For vehicles, such as station wagons (Shooting Brakes/Sport Brakes) or SUVs with retractable covers, the covers are to be extended for judging. Once judged in the extended mode, the cargo cover may be retracted for ease of judging the lower area.** (2026 AGM Administrative Clarification for the 2026 Concours Season)
- **Fixed covers that are lifted by the raising of the rear hatch cover by means of a string or other suspension items, may be disconnected from the raised rear hatch for judging.** (2026 AGM Administrative Clarification for the 2026 Concours Season)
- **Fixed covers that are lifted as part of the rear hatch cover, such as the 2007-2015 XK models, do not need to be disconnected from the raised rear hatch for judging but the surface of the cover is to be judged through the glass.** (2026 AGM Administrative Clarification for the 2026 Concours Season)

~~**Driven Division:** For vehicles in which the boot area is part of the interior, E-Type Fixed Head Coupe and 2+2 models, station wagons (Shooting Brakes/Sport Brakes) or SUVs, retractable covers are to be extended for judging; fixed covers that are lifted by the raising of the rear hatch cover, may be disconnected from the raised rear hatch for judging. Once judged in the extended mode, the cargo cover may be retracted for ease of judging the lower area. (2026 AGM Administrative Clarification for the 2026 Concours Season)~~

~~If the cargo cover is not in place, the cargo cover is to be judged as missing or non-authentic. (2026 AGM Administrative Clarification for the 2026 Concours Season)~~

- **For vehicles in which the boot area is part of the interior and the rear area is not covered by a cargo cover, such as E-Type fixed head coupes and 2+2 models, the rear interior is to judge without opening the rear hatch.** (2026 AGM Administrative Clarification for the 2026 Concours Season)
- **If the cargo cover is in place, the cargo area is not to be judged. If the cargo cover is not in place, the cargo cover is to be judged as missing or non-authentic and the cargo area must be judged to the extent practical, by the interior judge without opening the cargo hatch.** (2026 AGM Administrative Clarification for the 2026 Concours Season)

## Chapter IV, C7, Page IV-5)

### 7. Authentic Options

Authentic options are listed in official Jaguar publications or official Jaguar sales literature. Only written proof from those sources, from JCNA approved Judges' Guides or from specific portions of JCNA Seminar Technical Bulletins\* is acceptable in validating such items. Factory items offered as standard must be correct for the year and model presented. (See Chapter VI, A4, Page 1 and Appendices C and E).

- \* Only that bulletin content, which directly quotes or copies information from the Jaguar Cars documents, listed in Table C-1, is permitted for validating feature and component authenticity.
- \* **However, some cars have been seen to deviate both by chassis number as well as production date from the information stated in the Service Bulletins, and may very well be authentic. (See Ch III, A3, Page III-1)** (2026 AGM Administrative Clarification for the 2026 Concours Season)

## Chapter IV, G6, Page IV-7

### 6. Non-Authenticity Notification and Acknowledgement

#### a. Judges Who Believe an Item to be Non-Authentic

Judges who believe a certain feature(s) or item(s) to be non-authentic **must inform the Entrant and allow the Entrant the opportunity to present documentation proving the authenticity of the feature or item being questioned. (See Ch III, A3, Page III-1)** If the Entrant does not or cannot prove authenticity to the Judge's satisfaction, the Judge must list each such feature or item, and its corresponding mandatory deduction, in the non-authenticity box of the score sheet and **HAVE THE ENTRANT INITIAL EACH ITEM.** (2026 Administrative Clarification for the 2026 Concours Season)

## Chapter V, B9, Page V-5

### 9. Four-way Flashers

Verify the operation of four-way flashers ~~for vehicles from November 1965 on~~ **for cars produced after November 1965.**

(2026 Administrative Correction for the 2026 Concours Season)

## Chapter V, C4d, Page V-7

#### d. AMCO Accessories

AMCO Accessories were never supplied with a Jaguar Cars part number.

**Champion Division:** AMCO accessories are non-authentic. For the AMCO Bars, if removed, there must not be any holes or plugs in the overriders.

**Driven Division:** Because of their prevalence in North America and the circumstances of their installation, they are allowed in Driven Division **without deduction.** For the AMCO Bars, if removed, the holes in the overriders must be plugged **with dome headed fasteners having a finish similar to the overrider.**

(2026 Administrative Clarification for the 2026 Concours Season)

**Special Division:** Amco bars are allowed but, **as they are also allowed in Driven Division, do not count towards the point summation needed to meet the S2 deduction requirement.** (2026 Administrative Clarification for the 2026 Concours Season)

## Chapter V, C9, Page V-9

### 9. Wheels

Using Appendix B as a reference, judge the road wheels for correct style, size, type, and finish. *Judges must be aware of the authenticity exceptions allowed for Driven Division Entries in accordance with Chapter V, 8b, Page V-8.* (Champion and Special Division Boot Judges must judge the spare wheel and tire.) (2026 Administrative Clarification for the 2026 Concours Season)

## Chapter V, C9d, Page V-10

### d. Wheel Lug Nuts, Wheel Weights, Hubcaps, and Emblems

Judge the lug nuts, hubcaps, and wheel center emblems for cleanliness, condition and authenticity. All wheel trim must match. Mismatches must be assigned non-authentic deductions.

Wheel weights must be period correct; i.e., non-alloy wheels must not have adhesive style wheel weights. The absence of wheel weights is not a deduction as they may or may not exist on the back of the wheel. (2026 AGM Administrative Clarification for the 2026 Concours Season)

## Chapter V, D6c, Page V-13

### c. Four-way Flasher System

~~The Interior Judge is required to judge for a missing or non-authentic method of creating a four-way flasher system for the November 1965 on up to, but not including the XJ6 and E-Type (built to US Federal Specifications and fitted with rocker rather than toggle switches) model cars.~~ (2026 Administrative Correction for the 2026 Concours Season)

The Interior Judge is required to judge for a missing or a non-authentic method of creating a four-way flasher system under the dash for the November 1965-68 models. This ceased with the introduction of the rocker switch models. See Appendix F for a list of models. (2026 Administrative Correction for the 2026 Concours Season)

## Chapter VI, F. Exterior Notes, Note b, Page VI-8 and Quick Reference Page QR2

### F. Exterior Notes:

#### a. Antennas

There must not be any deduction for factory-installed antennas or neatly installed antennas associated with radios, cell phones, emergency communications or factory offered global positioning navigation systems. Flush-fitting retractable electric antennas were not fitted prior to 1970.

#### b. Badge Bars and Driving or Fog Lights

##### 1. Badge Bars and Driving or Fog Lights

**Champion Division: Factory** badge bars and driving or fog lights may be installed, as long as they and their installation are in keeping with the quality and vintage of the Jaguar. No extra points must be given or deducted for the presence of these items; however, all installed driving and fog lamps must be functional. (2026 Administrative Clarification for the 2026 Concours Season)

**Driven Division and Special Division: Factory or aftermarket** badge bars and driving or fog lights may be installed, as long as they and their installation are in keeping with the quality and vintage of the Jaguar. No extra points must be given or deducted for the presence of these items; however, all installed driving and fog lamps must be functional. (2026 Administrative Clarification for the 2026 Concours Season)

~~An Owner may install Jaguar car badge bars and driving or fog lights as long as they and their installation are in keeping with the quality and vintage of the Jaguar. No extra points must be given or deducted for the presence of these items; however, all installed driving and fog lamps must be functional.~~

**i. Luggage Racks**

**Champion Division: Factory luggage racks are allowed with confirmation of their being manufactured by the factory. All racks must be neatly mounted in the prescribed location on the vehicle.** All racks must be neatly mounted in the prescribed location on the vehicle. (2026 Administrative Clarification for the 2026 Concours Season)

**Driven Division and Special Division: Factory or appropriate vintage after-market racks are allowed. All racks must be neatly mounted in the prescribed location on the vehicle.** All racks must be neatly mounted in the prescribed location on the vehicle. (2026 Administrative Clarification for the 2026 Concours Season)

**Factory luggage racks for the particular Jaguar model are allowed in Champion Division. Either factory or appropriate vintage after-market racks are allowed in Driven Division only. All racks must be neatly mounted in the prescribed location on the vehicle. All racks must be neatly mounted in the prescribed location on the vehicle.** (2026 Administrative Clarification for the 2026 Concours Season)

**Note: For Special Division the mere presence of a non-authentic item, such as an aftermarket luggage rack, does not count towards the point summation needed to meet the S2 deduction requirement.** (2026 Administrative Clarification for the 2026 Concours Season)

**12. Rear Portion of the Interior and Factory Original Cargo Cover**

**Champion Division: For vehicles in which the boot area is part of the interior, E-Types, 2+2 models and station wagons (Shooting Brakes/Sport Brakes) or SUVs, retractable covers are to be extended for judging; fixed covers that are lifted by the raising of the rear hatch cover, may be disconnected from the raised rear hatch for judging. Once judged in the extended mode, the cargo cover may be retracted for ease of judging the lower area.** (2026 Administrative Clarification for the 2026 Concours Season)

**Champion Division:**

- **For vehicles in which the boot area is part of the interior, such as E-Types and 2+2 models, the rear hatch is to be opened for judging.** (2026 Administrative Clarification for the 2026 Concours Season)
- **For station wagons (Shooting Brakes/Sport Brakes) or SUVs, retractable covers are to be extended for judging.** (2026 Administrative Clarification for the 2026 Concours Season)
- **For later coupe models, such as the 2007-2015 XK models, fixed covers that are lifted by the raising of the rear hatch cover, but are attached to the rear hatch, do not need to be disconnected from the raised rear hatch for judging. The fixed cover is to be judged through the hatch glass.** (2026 Administrative Clarification for the 2026 Concours Season)
- **For later coupe models, such as the F-Type, fixed covers that are lifted by the raising of the rear hatch cover, but are suspended by a string or other mechanism, may be disconnected from the raised rear hatch for judging.** (2026 Administrative Clarification for the 2026 Concours Season)
- **Once judged in the extended mode, the cargo cover can be retracted for ease of judging the lower area.** (2026 Administrative Clarification for the 2026 Concours Season)

If the cargo cover is not in place, the cargo cover is to be judged as missing or non-authentic.

**Driven Division:**

- **For vehicles in which the boot area is part of the interior and the rear area is not covered by a cargo cover, such as E-Type fixed head coupes and 2+2 models, the rear interior is to judge without opening the rear hatch.**
- **If the cargo cover is in place, the cargo area is not to be judged. If the cargo cover is not in place, the cargo cover is to be judged as missing or non-authentic and the cargo area must be judged to the extent practical, by the interior judge without opening the cargo hatch.** (2026 Administrative Clarification for the 2026 Concours Season)

## E. BOOT

(Judged in Champion Division for condition, cleanliness, and authenticity. Judged in Special Division only for condition and cleanliness. Not judged in Driven Division.)

### 1. Rear Portion of the Interior and Factory Original Cargo Cover

**Champion Division:** For vehicles in which the boot area is part of the interior, E-Type Fixed Head Coupe and 2+2 models, station wagons (Shooting Brakes/Sport Brakes) or SUVs, retractable covers are to be extended for judging; fixed covers that are lifted by the raising of the rear hatch cover, may be disconnected from the raised rear hatch for judging. Once judged in the extended mode, the cargo cover can be retracted for ease of judging the lower area. (2026 Administrative Clarification for the 2026 Concours Season)

## 4. Over-Restoration

Smoothing and bright polishing of originally lightly polished, unplated, uncoated, or unpainted metal components (such as early aluminum cam covers and manifolds) is allowed but must not be given any extra credit. A component, whose original paint, plating or coating of zinc, nickel, cadmium, yellow chromate, etc., or whose original sand-cast-like coarse finish, has been removed through polishing, or other processes, must be assigned a non-authentic deduction. (2026 Administrative Clarification for the 2026 Concours Season)

**Note:** There is to be no deduction for cast aluminum components that may have some manufacturing defects such as pits or rough surfaces (adjacent polished surfaces). (2026 AGM Administrative Clarification for the 2026 Concours Season)

## F. Exterior Notes:

### a. Antennas

There must not be any deduction for factory-installed antennas or neatly installed antennas associated with radios, cell phones, emergency communications or factory offered global positioning navigation systems. Flush-fitting retractable electric antennas were not fitted prior to 1970.

### b. Badge Bars and Driving or Fog Lights

#### 1. Badge Bars and Driving or Fog Lights

**Champion Division:** Factory badge bars and driving or fog lights may be installed, as long as they and their installation are in keeping with the quality and vintage of the Jaguar. No extra points must be given or deducted for the presence of these items; however, all installed driving and fog lamps must be functional. (2026 Administrative Clarification for the 2026 Concours Season)

**Driven Division and Special Division:** Factory or aftermarket badge bars and driving or fog lights may be installed, as long as they and their installation are in keeping with the quality and vintage of the Jaguar. No extra points must be given or deducted for the presence of these items; however, all installed driving and fog lamps must be functional. (2026 Administrative Clarification for the 2026 Concours Season)

~~An Owner may install Jaguar car badge bars and driving or fog lights as long as they and their installation are in keeping with the quality and vintage of the Jaguar. No extra points must be given or deducted for the presence of these items; however, all installed driving and fog lamps must be functional.~~

## Chapter VI, Exterior Note i, Page VI-9

### i. Luggage Racks

**Champion Division: Factory luggage racks are allowed with confirmation of their being manufactured by the factory. All racks must be neatly mounted in the prescribed location on the vehicle.** All racks must be neatly mounted in the prescribed location on the vehicle. (2026 Administrative Clarification for the 2026 Concours Season)

**Driven Division: Factory or appropriate vintage after-market racks are allowed. All racks must be neatly mounted in the prescribed location on the vehicle.** All racks must be neatly mounted in the prescribed location on the vehicle. (2026 Administrative Clarification for the 2026 Concours Season)

~~Factory luggage racks for the particular Jaguar model are allowed in Champion Division. Either factory or appropriate vintage aftermarket racks are allowed in Driven Division only. All racks must be neatly mounted in the prescribed location of the vehicle. All racks must be neatly mounted in the prescribed location on the vehicle.~~ (2026 Administrative Clarification for the 2026 Concours Season)

**Note: For Special Division the mere presence of a non-authentic item that is allowed in Driven Division, such as an aftermarket luggage rack, does not count towards the point summation needed to meet the S2 deduction requirement.** (2026 Administrative Clarification for the 2026 Concours Season)

## Chapter VI, G. Interior Note n, Page VI-17

### n. Four-way Flasher System

~~The Interior Judge is required to judge for a missing or non-authentic method of creating a four-way flasher system for the November 1965 on up to, but not including the XJ6 and E-Type (built to US Federal Specifications and fitted with rocker rather than toggle switches) model cars.~~ (2026 Administrative Correction for the 2026 Concours Season)

**The Interior Judge is required to judge for a missing or a non-authentic method of creating a four-way flasher system under the dash for the November 1965-68 models. This ceased with the introduction of the rocker switch models. See Appendix F for a list of models.** (2026 Administrative Correction for the 2026 Concours Season)

**f. Factory Original Cargo Cover**

For vehicles in which the boot area is part of the interior, such as station wagons (Shooting Brakes/Sport Brakes) or SUVs, retractable covers are to be extended for judging; fixed covers that are lifted by the raising of the rear hatch cover, are to be disconnected from the raised rear hatch for judging.

**Champion Division:** The cargo area is to be judged. If the cargo cover is not in place, the cargo cover is to be judged as missing or non-authentic.

**For later coupe models, such as the 2007-2015 XK models, fixed covers that are lifted by the raising of the rear hatch cover, but are attached to the rear hatch, do not need to be disconnected from the raised rear hatch for judging. The fixed cover is to be judged through the hatch glass.** (2026 Administrative Clarification for the 2026 Concours Season)

**For later coupe models, such as the F-Type, fixed covers that are lifted by the raising of the rear hatch cover, but are suspended by a string or other mechanism, may be disconnected from the raised rear hatch for judging.** (2026 Administrative Clarification for the 2026 Concours Season)

**Once judged in the extended mode, the cargo cover can be retracted for ease of judging the lower area.** (2026 Administrative Clarification for the 2026 Concours Season)

~~Driven Division: If the cargo cover is in place, the cargo area is not to be judged. If the cargo cover is not in place, the cargo cover is to be judged as missing or non-authentic and the cargo area must be judged.~~

**For vehicles in which the boot area is part of the interior and the rear area is not covered by a cargo cover, such as E-Type fixed head coupes and 2+2 models, the rear interior is to judge without opening the rear hatch.** (2026 Administrative Clarification for the 2026 Concours Season)

**If the cargo cover is in place, the cargo area is not to be judged. If the cargo cover is not in place, the cargo cover is to be judged as missing or non-authentic and the cargo area must be judged to the extent practical, by the interior judge without opening the cargo hatch.** (2026 Administrative Clarification for the 2026 Concours Season)

**Chapter VI, I. Engine Table, Lines 53, 63 & 64, Page VI-20**

<b>53. Composite engine component covers</b> (2026 Admin)	2.0 ea	8.0	
<b>63. Rubber Covers, Caps &amp; Bellows</b> (2026 Admin)	2.0 ea	8.0	
<b>64. Side &amp; Splash Panels</b> (2026 Admin)	4.0 ea	2.0	

**Appendix B, Page 2**

<u>XKs</u>					
1948-54	XK 120	6.00 x 16	Dunlop	Roadspeed RS4 (Later RS5) & Racing	Pressed Steel 4 $\frac{1}{2}$ x16, 5x16, <b>5<math>\frac{1}{2}</math>x16</b> 54 Spoke Wire 5x16
1954-57	XK 140	6.00 x 16	Dunlop Racing	Roadspeed RS5 (Admin Correction for 2026)	Pressed Steel 5x16, 54 Spoke Wire 5x16 <b>Pressed Steel 5<math>\frac{1}{2}</math>x16 (after Dec. 1955)</b>
1957-61	XK 150	6.00 x 16	Dunlop Racing	Roadspeed RS5	Pressed Steel 5 $\frac{1}{2}$ x16 54 Spoke Wire 5x16, June '58 - 60 Spoke Wire 5x16

## Appendix B, Page 3

YEAR	MODEL / NOTE	TIRE SIZE	MFG.	TIRE	WHEEL
<u>E-Types</u> 1961-67	E-Type (Ser 1) 3.8, 4.2 <sup>4</sup>  (Option after 10/65)	6.40 x 15  185HR15	Dunlop Dunlop Dunlop	Roadspeed RS5 Racing 72 Spoke SP-41 (Radial)	<u>Lightweight</u> E, Pressed Steel 5x15 Wire 5.5x15 (Rear Only)

## Appendix D, Note 2, Page Apx. D-2

**Note 2:** Majestic, Daimler, Daimler Double Six, Daimler Sovereign, and Daimler Majestic models are eligible for Driven Division Classes D6/XJ, **D7/XJ** and D12/J8 according to their years, engines, and body styles. (2026 AGM Administrative Correction for the 2026 Concours Season)

## Glossary

<b>Coachline</b>	Pin-stripe along the waistline of the body.
<b>Composite</b>	<u>A material composed of, or made up of, other materials.</u> (2026 AGM Administrative Clarification for the 2026 Concours Season)
<b>Cracked/Crazed</b>	A narrow split, partial fracture or separation of a piece or part that is normally considered one unit. In body panels, a separation of a panel(s) that is normally welded, brazed, or leaded together to form a single unit.

## Score Sheet – OV

### Deduction for non-working Four-way flasher

Four-way Flasher System (Nov. 1965-on)	<del>6</del> 2	.
--	----------------	---

## Score Sheet – Exterior

The current Exterior Score Sheet addresses “Painted” [composite] Bumpers but not metal/chrome bumpers. Yes, Metal/Chrome bumpers could be addressed under Chrome & Stainless, but are not directly addressed there. But Bumpers are addressed directly under other body panels.

**Administrative Clarification for the 2026 concours season:** Strike the word “Painted”, so that section of the Score Sheet addresses Bumpers in general.

Expand line #5 from **Rusted** to **If metal: corroded/pitted/rusted**

<b>EXTERIOR</b>						
		DHC	SAL			
		OTS	FHC			
		XJ6C/XJ12C				
		XJ-SC	↓			
		Min	Max	Max		
		Deduct	Deduct	Deduct		
<b>Body, Doors, Bonnet, Boot Lid, Painted Bumpers &amp; Grilles</b>						
1	Dented/rippled	0.2	6	8	.	.
2	Poor repair	0.2	6	8	.	.
3	Poor fit	0.2	6	8	.	.
4	Cracked	0.2	6	7	.	.
5	Rusted If metal: corroded/ pitted/rusted (2026 Admin)	0.1	6	7	.	.
6	Poor rubber	0.2	10	12	.	.
.						
<b>Chrome &amp; Stainless</b>						
(Incl. Accessories, Tailpipes & Resonators)						
18	Dented/rippled	0.1	6	.	.	.
19	Pitted/rusted	0.1	6	.	.	.
20	Lifting/Peeling	0.5	6	.	.	.
21	Scratched/worn/faded	0.2	6	.	.	.
22	Paint overspray/poor fit	0.2	6	.	.	.
23	Poor rubber	0.1	6	.	.	.
24	Cleanliness	0.1	20	.	.	.
.						
<b>Hood, Hood Env., Side Curtains, Tonneau</b>						
OTS/DHC, XJ6C/XJ12C/XJ-SC Only – No Saloons						

### Score Sheet – Engine Compartment

With the newer Jaguars having lots of composite panels in the engine bay, there was no reference to such composite panels, thus, a reference needs to be added next to Sheet Metal.

**Administrative Clarification for the 2026 concours season:  
Expand Sheet Metal to include “Composite Panels”**

<b>ENGINE COMPARTMENT</b> (Champion and Special)				
<b>Bright Metal</b>				
(Cam Covers, Carb Domes, Etc.)				
		Min	Max	
		Deduct	Deduct	
1	Scratched	0.1	10	.
2	Pitted	0.1	10	.
3	Dented	0.1	10	.
4	Corroded	0.5	10	.
5	Cleanliness	0.1	40	.
.				
<b>Sheet Metal, Composite Panels</b>				
(Firewall, Radiator, Subframes, Bonnet, Underside, Etc.)				
6	Scratched/chipped	0.1	10	.
7	Dented	0.1	10	.
8	Rusted	0.2	10	.
9	Poor Paint	0.2	10	.
10	Cleanliness	0.1	20	.
.				

## Quick Reference, F. Exterior Note i, Page QR 1

- i. ~~Luggage Racks: Only luggage racks offered as factory optional equipment are allowed for Champion Division entries. Driven or Special Division entries are allowed either factory or appropriate vintage after-market racks. Either factory or appropriate vintage after-market racks are allowed in Driven Division only. All racks must be neatly mounted in the prescribed location on the vehicle. All racks must be neatly mounted in the prescribed location on the vehicle. (2026 Administrative Clarification for the 2026 Concours Season)~~

## Quick Reference, G. Interior Note n, Page QR 7

- n. **Four-way Flasher System: The Interior Judge is required to judge for a missing or a non-authentic method of creating a four-way flasher system under the dash for the November 1965-68 models. This ceased with the introduction of the rocker switch models. See Appendix F for a list of models.** (2026 Administrative Correction for the 2026 Concours Season)

**f. Factory Original Cargo Cover:** ~~For vehicles in which the boot area is part of the interior, such as station wagons (Shooting Brakes/Sport Brakes) or SUVs, retractable covers are to be extended for judging; fixed covers that are lifted by the raising of the rear hatch cover, are to be disconnected from the raised rear hatch for judging.~~

**Champion Division:** ~~The cargo area is to be judged. If the cargo cover is not in place, the cargo cover is to be judged as missing or non-authentic.~~

- For E-Type Fixed Head Coupe and 2+2 models the boot area is part of the interior, the rear hatch is to be opened for judging. (2026 AGM Administrative Clarification for the 2026 Concours Season)
- For vehicles, such as station wagons (Shooting Brakes/Sport Brakes) or SUVs with retractable covers, the covers are to be extended for judging. Once judged in the extended mode, the cargo cover may be retracted for ease of judging the lower area. (2026 AGM Administrative Clarification for the 2026 Concours Season)
- Fixed covers that are lifted by the raising of the rear hatch cover by means of a string or other suspension items, may be disconnected from the raised rear hatch for judging. (2026 AGM Administrative Clarification for the 2026 Concours Season)
- Fixed covers that are lifted as part of the rear hatch cover, such as the 2007-2015 XK models, do not need to be disconnected from the raised rear hatch for judging but the surface of the cover is to be judged through the glass. (2026 AGM Administrative Clarification for the 2026 Concours Season)

**Driven Division:** ~~If the cargo cover is in place, the cargo area is not to be judged. If the cargo cover is not in place, the cargo cover is to be judged as missing or non-authentic and the cargo area must be judged.~~

- For vehicles in which the boot area is part of the interior and the rear area is not covered by a cargo cover, such as E-Type fixed head coupes and 2+2 models, the rear interior is to judge without opening the rear hatch. (2026 AGM Administrative Clarification for the 2026 Concours Season)
- If the cargo cover is in place, the cargo area is not to be judged. If the cargo cover is not in place, the cargo cover is to be judged as missing or non-authentic and the cargo area must be judged to the extent practical, by the interior judge without opening the cargo hatch. (2026 AGM Administrative Clarification for the 2026 Concours Season)

53. Composite engine component covers (2026 Admin)	2.0 ea	8.0	
64. Rubber Covers, Caps & Bellows (2026 Admin)	2.0		
65. Side & Splash Panels (2026 Admin)	4.0	2.0	

# *2026 Rule Book Rule Changes Approved at the 2025 AGM for the 2026 Concours Season*

There are 4 Rule Changes that were approved at the 2025 AGM for the 2026 Concours Season.

## Chapter I, A2, Page I-1

### **2. Concours Year**

The JCNA Concours year runs from January 14<sup>th</sup> through November 30th. **The current rule book and test will be posted on the JCNA web site by December 1<sup>st</sup> of the previous year in order to give clubs enough time to meet the 30-day testing requirement “prior” to their concours, should it be held in mid-January.** (2026 Rule Change approved at the 2025 AGM)

## Chapter III, C1, Page III-2

### **C. CHIEF JUDGE**

#### **1. Designating the Chief Judge**

Each club is responsible for appointing the person they deem most suitable for acting as the Chief Judge. The term of office may be left to individual club discretion; however, a minimum of a one (1) year term is suggested. While in the process of developing their own Judge’s School, a club may invite the training assistance of an experienced Chief Judge from another club.

**Note:** Some clubs that do not have a Chief Judge of their own must select a Chief Judge from another club to officiate at their Concours and/or to conduct their Judge’s School.

**In the event that the Chief Judge is unable to serve on the day of the Concours, due to some unforeseeable reason, the club must appoint the next most qualified Team Lead Judge to serve as Chief Judge for that event.** (2025 AGM Rule Change for the 2026 Concours Season)

## Chapter III, C3b, Page III-2

### **Chief Judge’s Responsibilities**

#### **3. The Chief Judge is responsible for:**

- a. Recruiting local club members to be trained and serve as Judges.
- b. Conducting Judge’s Schools. A Judges’ Training and Refresher School must be scheduled and conducted annually at least 30 days (45 day recommended) prior to the Concours **for Judges who need to re-establish or extend their three-year term or for those who intend to become Apprentice Judges.** (2026 Rule Change approved at the 2025 AGM)

### 10. License Plates, Brackets and Mountings

- All models delivered to North America were provided with a prepared bumper location or specific devices necessary for mounting a front license plate. If an Entry does not have a front license plate mounted, and is a model originally delivered with separate license plate mounting devices, those devices must be displayed either on or off the car. Judge the license mounting devices for authenticity.
- **In Champion Division, there must be no evidence of prior mounting of the license plate assembly.** (2025 AGM Rule Change for the 2026 Concours Season)
- **In Driven Division only, for Jaguars, such as Series 1 and Series 2 E-Types, that did not have factory pre-drilled holes in the lower portion of the bonnet for mounting the factory license plate bracket, but which have since had holes drilled by the dealership or others for the mounting of the factory plate, if the license plate assembly is removed, leaving visible holes, to avoid a non-authentic deduction, those holes must be plugged by a factory available device, such as the JLR KTC100010 clip. If the mounting area is not black plastic, as on the F-Type, the device must, however, be properly painted to match the surrounding body color.**  
(2025 AGM Rule Change for the 2026 Concours Season)
- **In Champion and Driven Division, for the Series 1 and Series 2 E-Types, when the license plate assembly is not mounted, the control rod hole in the lower valance must be plugged with BD 20989 referred to as the number plate grommet.**  
(2025 AGM Rule Change for the 2026 Concours Season)

**Notes:**

# Chapter I

## Organizing a Concours d'Elegance

### A. GENERAL

#### 1. Purpose

The foremost purpose of the JCNA Concours is to encourage the owners of Jaguars to preserve, maintain, and present their Jaguars in as clean and authentic condition as possible. See Chapter II for exceptions to authenticity in Special Division Classes. A secondary purpose is to celebrate all Jaguars and their owners by creating an event where people may share all degrees of interest in owning, driving, maintaining, and restoring Jaguars.

#### 2. Concours Year

The JCNA Concours year runs from January **14<sup>th</sup>** through November 30th. *The current rule book and test will be posted on the JCNA web site by December 1<sup>st</sup> of the previous year in order to give clubs enough time to meet the 30-day testing prior to their concours, should it be held in mid-January. (2026 Administrative Correction for the 2026 Concours Season)*

#### 3. Number of Concours per Year

Each JCNA affiliated Jaguar club that has met JCNA Judges' Training and Certification prerequisites may hold only **ONE JCNA** sanctioned Concours d'Elegance per year.

#### 4. Regional Concours per Year

One sanctioned JCNA Regional or Joint Regional Concours may be held in each Region or Joint Region per year without affecting the host club's **ONE** per year rule or the sanctioning of another affiliate's Concours.

#### 5. Concours d'Elegance Divisions

In order for scores to be eligible for annual JCNA Concours Standings, Champion Division, Special Division, and Driven Division competition must be offered at each Concours.

### B. SELECTING THE CONCOURS DATE AND OBTAINING A SANCTION

#### 1. Selecting the Concours Date

The Concours Chairperson is required to carefully choose the date as far in advance as practical. Normally a Saturday or Sunday is best. Saturdays have become popular in recent years, often with an awards banquet in the evening and, occasionally, a rally or slalom on Sunday after the Concours.

#### 2. Avoiding Local Conflicts

Investigate other activities in the immediate area to determine that the date requested does not conflict with other popular local events. Some clubs have been very successful tying their Concours in with other local car related events or local festivals.

#### 3. Obtaining a Concours Date

To request a Concours date, go to the "Calendar Page" of [www.jcna.com](http://www.jcna.com), then click on the "Login" link at the top of the page. Using your club number and password, access the "Club Page Main Menu" and follow the instructions to "Post new events in the Calendar and Request New Event Sanction".

The request can be submitted **within one (1) year** but **no less than four (4) months** prior to the requested Concours date. This avoids conflict with other clubs and ensures notice of the Concours will be listed as promptly as possible in the *Jaguar Journal's* Clubs Calendar.

#### 4. Obtaining a Sanction

No less than four (4) months prior to your event, you may submit a request for sanction and validation from the JCNA Concours Committee.

You must submit a request for sanction and validation from the JCNA Concours Committee no less than four (4) months prior to your event.

A sanction can be granted on requested date subject to:

- a. Priority of request
- b. No same-weekend conflict within the JCNA Region or within 200 miles of other JCNA Concours meets.
- c. Clubs whose Concours would be within 500 miles of a JCNA Major Event, i.e., International Jaguar Festival or Regional Concours, may not schedule their Concours within 7 days of the JCNA Major event, provided that if a Club event has been posted on the JCNA website prior to the posting of a date for a JCNA Major Event then the Club event will have priority and the Club will still be able to hold its event.
- d. The Sanction Request via the JCNA Website affirms that the Concours Chairperson, Chief Judge, and Officers of the club shall conduct and report the Concours in accordance with the official JCNA rules and regulations.
- e. Concours Scores only become official once they have been reviewed and approved by the JCNA Concours Committee.
- f. Concours sanctions requested can be granted only if the requesting club's JCNA online Judge Roster/List verifies that:
  - it currently has listed a Chief Judge, whether it is a guest Chief Judge from another affiliated JCNA club or a Chief Judge selected from within the host club's membership.
  - an active Certified Judge's School
  - and has secured a team of at least three (3) JCNA Certified Judges **who are willing to continue their certification for the upcoming concours** and a sufficient number of additional Certified Judges for the number of cars expected with reference to the club's previous Concours history or a conservative assumption based on the Chief Judge's personal experience. (2026 Administrative Clarification for the 2026 Concours Season)
- g. The Chief Judge(s) of the assisting club(s) must be notified that a member of their certified judging team is being utilized at another club's Concours in order for them to obtain credit for their service. The Judge's certification can be verified by contacting the Chief Judge of the guest Judge's club or by **going to the JCNA web site to verify a Judge's status.** (2026 Administrative Clarification for the 2026 Concours Season)

Conflicts must be referred to the appropriate Regional Directors. Avoid commitments involving financial penalties until a sanction is granted.

#### 5. Canceling/Rescheduling the Concours

The date of the Concours must be made firm. If the Concours must be canceled and rescheduled, it is imperative that the JCNA Regional Directors be notified. Thereafter, a new sanction must be requested through the JCNA Website again taking precaution to avoid conflict with other Concours or a major JCNA event in the Region.

## C. LOCATION OF THE CONCOURS D'ELEGANCE

### 1. Concours Sites

- a. National, State or local parks
- b. Historical sites, such as stately homes with extensive grounds
- c. Museums or restoration complexes
- d. Hotel, motel, or resort complexes, with a central area for staging events, offering restaurant and banquet facilities
- e. Expositions or local festivals and celebrations

### 2. Amenities and Facilities to Look For

#### a. Central Location

Centralize efforts by operating out of one location or a Concours site combined with lodging and restaurants within a reasonable distance

#### b. Shade & Grass

For people and Entries

#### c. Water

For washing Entries

#### d. Food

Available during Concours hours; either a restaurant on or near the Concours site or catered

#### e. Rain Shelter

In case of rain

#### f. Rest Rooms

Clean restroom facilities nearby

#### g. Trash Receptacles

## D. JAGUAR CARS NORTH AMERICA SPONSORSHIP

Jaguar Cars, Inc. values the contribution that the JCNA and its affiliates make toward increasing public awareness of the Jaguar marque. The Jaguar Cars North America Sponsorship application form is available on the Concours Page of [www.jcna.com](http://www.jcna.com). **The application deadline is February 28<sup>th</sup>.** Should Jaguar Cars Inc. favor your activity with their support, it is important to provide feedback, proper thanks, and evidence showing that their funds were “money well spent”. Download the form and follow the instructions.

## E. INSURANCE & RELEASE OF LIABILITY STATEMENT

Jaguar Clubs of North America, Inc., purchases, as an element of JCNA membership, a blanket coverage for the Corporation, its officers, its members, and all affiliated clubs' officers and members covering General Liability.

Jaguars entered in a sanctioned JCNA Concours d'Elegance must be covered by a current standard motor vehicle liability insurance policy. Each Concours Registration Form must include the following “Release of Liability” signed by the Entrant.

## **Release of Liability**

**JCNA Event Participation:** It is an Entrant's privilege to participate in any JCNA sanctioned event held by any JCNA affiliate upon executing proper registration forms and paying published entrance fees. Each affiliate shall be responsible for granting entry privileges to each Entrant on an individual basis.

In consideration of the privilege to enter and participate and intending to be legally bound, I, for myself, my heirs and assigns, release, hold harmless, waive, discharge and covenant not to sue Jaguar Clubs of North America, Inc., Jaguar Land Rover North America LLC, and the affiliated JCNA group and its directors, officers and agents presenting this Event, from any and all liability for injuries, damages, losses, or claims, including negligence, arising from my entry, attendance, or participation in this Event. I am signing this agreement freely and voluntarily, and intend by my signature to be a complete and unconditional release of all liability to the greatest extent allowed by law.

Signature of Entrant \_\_\_\_\_ Date \_\_\_\_\_

Insurance Company: \_\_\_\_\_

Policy Number: \_\_\_\_\_ Policy Eff. or Exp. Date: \_\_\_\_\_

**(Note: If the Policy Exp. Date is sooner than the event, please provide renewed Exp. Date before the event)**

**If the Entrant is not a JCNA Member, then the Special Event Non-Member Registration Form must be either downloaded from the JCNA web site or used as shown on Page I-5, filled out and sent to JCNA along with the non-Member's check for \$20.00 within 72 hours after the end of event). (See Chapter IV, A3, Note, IV-2).**

You are to either incorporate the JCNA approved Release of Liability statement in your registration form or, for your convenience, you can go to the Concours Page of [www.jcna.com](http://www.jcna.com) and download the "Entrant Registration Form", which contains the Release of Liability, and have each Entrant sign it.

Clubs are only to use the approved language.

### **F. ONLINE EVENT REGISTRATION**

Clubs must use the Release of Liability statement exactly as written above.

In lieu of a signed paper document, the following statement must be included immediately after the Release of Liability:

**I HAVE READ, UNDERSTAND AND AGREE TO THE RELEASE OF LIABILITY.**

That statement must be in bold type and a font larger than the Release of Liability statement.

A checkbox (or similar method) must be provided for the Entrant to explicitly indicate agreement with this statement.

# Jaguar Clubs of North America, Inc.

## Special Event Non-Member Registration Form



This form must be executed and fees paid by all **non-JCNA members** prior to registering and participating in any JCNA Sanctioned Event. One \$20.00 fee covers all competitions held during this event (i.e., rally slalom & concours). Special Event Membership permits entrant to compete for Local Event awards but not for National Event Awards. **This form, along with the payment, must be sent to the JCNA Administrator within 72 hours after the event.**

Event name: \_\_\_\_\_ Event date/s: \_\_\_\_\_

\_\_\_\_\_  
JCNA Host club collecting \$20.00 Non-member fee:

**Participant:** \_\_\_\_\_

First and Last Name (Please print)

**Co Participant:** \_\_\_\_\_

First and Last Name (Please print)

**Address:** \_\_\_\_\_

**City:** \_\_\_\_\_

**State/Province ZIP** \_\_\_\_\_

**Home Phone:** \_\_\_\_\_

**Cell Phone:** \_\_\_\_\_

**Work Phone:** \_\_\_\_\_

**Year:** \_\_\_\_\_ **Make:** \_\_\_\_\_ **Model:** \_\_\_\_\_

XK, E-Type, Saloon

**Body Style:** \_\_\_\_\_

Coupe, Conv, OTS

### Special Event Non-Member Release of Liability

JCNA Event Participation: It is an Entrant's privilege to participate in any JCNA sanctioned event held by any affiliated JCNA group upon executing proper registration forms and paying published entrance fees. Each affiliate shall be solely responsible for granting privileges to each Entrant on an individual basis.

In consideration of the privilege to enter and participate and intending to be legally bound, I, for myself, my heirs and assigns, release, hold harmless, waive, discharge and covenant not to sue Jaguar Clubs of North America, Inc., Jaguar Land Rover North America LLC, and the affiliated JCNA group and its directors, officers and agents presenting this Event, from any and all liability for injuries, damages, losses, or claims, including negligence, arising from my entry, attendance, or participation in this Event. I am signing this agreement freely and voluntarily, and intend by my signature to be a complete and unconditional release of all liability to the greatest extent allowed by law.

\_\_\_\_\_  
Signature

\_\_\_\_\_  
Date

\_\_\_\_\_  
Spouse/Co-Owner's Signature

\_\_\_\_\_  
Date

Insurance Company: \_\_\_\_\_

Policy Number: \_\_\_\_\_ Policy Eff. or Exp. Date: \_\_\_\_\_

**Notice to Affiliate executing form:** Collect a **\$20.00** check and the completed Special Event Non-Member Registration Form from each non-JCNA Entrant and send it to JCNA within 72 hours after the event. Failure to do so will result in voiding the affiliate's insurance coverage for claims made by this entrant, and dropping of the entrant's score(s) from local scoring.

JCNA Administrator, 500 Westover Drive, No 8354, Sanford, NC 27330 USA      888-258-2524, Option 2  
Special Event Non-Membership Form (SENM v07102021)

## G. RECORD RETENTION

Paper entry forms and digital entry records must be retained for three years following completion of the events

## H. PUBLICITY

### 1. Host Club Announcements

#### a. Include

Date, time, place, registration deadline, entrance fee, and a statement that JCNA Concours d'Elegance Rules will govern. Include an Entry Form listing Champion, Special, and Driven Division Concours Classes and a statement that Driven Division.

#### b. Social Activities

Information on social activities such as reception parties and awards banquets, etc.

#### c. Travel Information

Information on travel; maps of the immediate area, lists of available lodging and prices (including addresses and telephone numbers)

#### d. Parking

Information on general parking facilities, trailer off-loading and trailer and motor home parking.

### 2. Publicity through JCNA

#### a. Contact Regional Clubs

Send Concours announcements and registration forms to all JCNA affiliated clubs in the Region and nearby affiliated clubs in other Regions. Addresses can be found by visiting the "Club List Page" of [www.jcna.com](http://www.jcna.com) and clicking on the club's name, when the club page appears click on "Club Officers and Contact Info".

#### b. Distribute Flyers

Distribute flyers at local club activities and at neighboring JCNA club activities.

#### c. Publicity through the JCNA Website and *Jaguar Journal*

Sanctioned events are automatically posted on the JCNA Website and listed in the next possible issue of the *Jaguar Journal* on its Club Calendar Page.

#### d. *Jaguar Journal* Concours Articles

Concours articles must be sent to the *Jaguar Journal* a minimum of four months prior to the Concours itself. Follow-up articles and photos must be sent immediately following soon after the Concours. *Jaguar Journal* can be accessed through the *Jaguar Journal* page of [www.jcna.com](http://www.jcna.com).

### 3. Newspapers

A news release featuring the basic journalistic "Who, what, when, why, where", plus day and evening telephone numbers to call for additional information, should be sent at least three weeks prior to the Concours to the managing editor or sports editor of the local newspaper(s).

### 4. Radio

Most local stations have a free public service announcement policy. Inquire if there is a specific form to be filled out and sent in. Send the Concours announcement to the station manager at least three weeks prior to the date.

## **5. Automotive Media**

Investigating magazines (both weekly and monthly) can present publicity opportunities. Each publication will have its own policy and deadline for announcement inclusion; some will be free; others will require a fee. It is up to each club to decide if this type of publicity is worthwhile.

## **6. Local Automobile Related**

### **a. Local Parts Houses**

Flyers can be left at local parts houses and auto dealerships (especially the local Jaguar dealer).

### **b. Multi-make Sports Car Clubs**

Announcements can also be made through local multi-make sports car clubs, in person at a meeting, or by passing out flyers.

### **c. Repair Facilities**

Local service stations or shops specializing in repair of foreign cars will sometimes welcome flyers.

# **I. OPERATING THE CONCOURS D'ELEGANCE**

## **1. The Concours Chairperson and the Chief Judge**

The Concours Chairperson is in charge of overseeing every Concours detail including choosing the site, ordering trophies, and selecting, organizing and coordinating all committees and personnel, except the Chief Judge. The Chief Judge is responsible for all matters dealing with Concours judging including preparing a Judging Schedule, scrutinizing score sheets, validating and posting scores on *www.jcna.com*, and mailing score sheets to the Entrants. It is imperative that the Concours Chairperson and Chief Judge work well together.

## **2. The Concours Chairperson's Personnel (minimum suggested)**

### **a. Publicity**

Oversees advance publicity arrangements.

### **b. Entertainment**

Plans for entertainment that may include a pre-Concours party and post-Concours banquet.

### **c. Set-up Crew**

Arrives **early** to mark parking spots and access lanes, to place tables and chairs, erect canopies and signs, position sound system, etc.

### **d. Registration**

In charge of registration and handing out registration packets to pre-registered Entries. Responsible for registering day-of-Concours Entries if allowed, and ensuring that they receive their blank score sheets and any other associated paperwork. Must coordinate with the Chief Judge so that the Chief Judge can assign proper Judges to the Entries.

### **e. Parking**

Directs incoming Entrants to their proper places.

### **f. Hospitality (Optional)**

Provides coffee, doughnuts, water, etc., as appropriate for early Entrants and Concours helpers.

**g. General Personnel**

Plan for people who can be called on for any other duties (the plan B People).

**h. Stay Late/Clean-up Crew**

Willingly stays on site as long as required to disassemble and remove all equipment associated with the event, to pick up and properly dispose of all trash and to properly secure/close the site as required.

**3. The Chief Judge's Personnel (suggested)**

**a. Judges**

See Chapter III, Instructions and General Rules for the Judge. It is best to use as many Certified Judges as possible. Using qualified Judges from other JCNA clubs adds to an atmosphere of impartiality.

**b. Chief Judge's Appointed Assistant(s)**

When assigned by the Chief Judge, the Chief Judge's appointed assistant helps the Chief Judge assure that Judges have pencils and current Rule Books or clip boards (rulebooks in three ring binders with binder clips eliminate the need for clipboards) and other duties as assigned.

Select one or two people, depending on the size of the Concours, to act as appointed assistant(s). The appointed assistant(s) must ascertain that the score sheet registration information is completed correctly. The appointed assistant(s) must then check each score sheet to ensure that each box contains a Judge's entry and that the entry is within the specified deduction range. If an Entry has received a non-authentic deduction, the appointed assistant(s) must ascertain that the Entrant has initialed each such deduction.

If the appointed assistant(s) find any discrepancy or any questionable or illegible figures, the score sheet(s) must be returned it to the Judge(s) responsible for clarification or correction.

**c. Score Sheet Runners**

Assign each Judging Team a Score Sheet Runner; this is a good way to get children and spouses involved in the Concours. Score sheet runners transport the completed sheets between the Judging Teams and the appointed assistant(s).

**d. Scoring Personnel**

Select at least three or more non-mathematically challenged people. Find an isolated area where the Scorers can concentrate on tabulating the score sheets.

**4. Site Layout**

**a. Visit the Site**

The Concours Chairperson and the person in charge of parking should visit the Concours site shortly before the Concours date in order to walk the areas and decide how the various Divisions and Classes must be arranged.

**b. Determine Class Size**

Determine the largest Classes and the smallest Classes of Jaguars in the Concours. Allow ample room for all, including late registrations if allowed. Look at past records to see which classes were well filled.

**c. Formal Site Layout**

When planning the site layout, allow room between Entries for maneuverability, stowage of personal gear, and simultaneous door opening of the Entry and adjacent Entries.

#### **d. Informal Site Layout**

In informal settings, Classes might be grouped to take advantage of shade and the contour of the landscape. Driven, Special, and Championship Division Entries of the same Class are always best grouped together.

#### **e. Sprinkler Head Marking and Shut-off**

With or without assistance from the site custodian, in-ground sprinkler heads should be located and marked in order to avoid having them run over and damaging either the sprinkler or the Entry. Positive arrangements should be made to assure that the sprinkler or other irrigation systems does not be operated on the day of the Concours, or at any time immediately prior, that would result in the field being soft or muddy.

#### **f. Drive Jaguar to Judging Area**

Area size and safety considerations permitting, an interesting site layout is one where the Entries are parked by class and, when called, are driven to a central judging area. This arrangement allows the Judges to work without spectator hindrance and also provides a visible confirmation of the Jaguar's operability.

### **J. REGISTRATION**

#### **1. Registration Form Requirements**

**Registration forms must clearly state that JCNA Concours Rules** must be adhered to by all participants. Registration forms must include a space for the JCNA member's membership number and Release of Liability form. A list of the Classes in Champion, Special, and Driven Divisions must also be included on or attached to the registration form. (See Appendix D).

#### **2. Encourage Pre-Registration**

Encourage as many Entrants as possible to pre-register. As an inducement, a slightly lower fee might be offered to pre-registrants. Pre-registration cuts down on a great deal of paperwork on the day of the Concours.

#### **3. Registration Deadlines**

If the Registration deadline is in advance of the date of the event, it must be clearly indicated on all Concours publicity. If on-site registration is allowed, a specific entry cut-off time, in advance of judging, must be established, after which, NO further entries must be allowed. Entries must not be added to Classes after judging has commenced. It is the Entrant's responsibility to be aware of, and adhere to, the published Registration deadline. The Chief Judge has final authority in special circumstances.

#### **4. On-Site Entry Registration**

If allowed, those registering on the day of the Concours will be required to complete the appropriate registration forms. It is advisable for registration personnel to assist the on-site Entrants in completely filling in the required information at the top of the score sheets. Entrants in a rush often make mistakes or leave out vital information.

#### **5. Entrant's JCNA Membership Number**

The Entrant must list their JCNA Membership Number on the registration form in order to qualify for North American Standings. JCNA Numbers are required when posting scores on the JCNA website.

## 6. Entrant's Packet

For each pre-registrant, prepare an envelope containing:

- Windscreen Placard
- Score Sheets
- General guidance for Entrants who may be new to Concours or not aware of new rules
- Dash Plaques (optional)
- People's or Entrant's Choice ballots (optional)
- Other items (optional)

The envelopes can then be alphabetized and handed out when the pre-registered Entrants check in at Registration.

### a. Windscreen Placard

Provide a windscreen placard to identify each Entry. These forms are available in PDF and interactive Word® formats on the Concours Page at [www.jcna.com](http://www.jcna.com). The windscreen placard identifies the Entry, Class, and Entrant. If different colored score sheets are being used to distinguish between the Divisions, windscreen placards may be color-coordinated as well.

### b. Score Sheets

Score sheets may be downloaded by going to the "Concours Page" of [www.jcna.com](http://www.jcna.com). Each of the four (4) score sheets must be downloaded and printed individually. Clubs are authorized to reproduce the quantity of score sheets required for their Concours. Different colored sets of score sheets may be used to distinguish between Divisions. Sheet # 4 (Engine Compartment) and the Boot portion of Sheet # 3 are not required for judging Driven Division.

**When preparing score sheets for use with a specific Entry, be certain that the Maximum Deduction columns on Score Sheet # 2 NOT APPLICABLE TO THE PARTICULAR ENTRY have a diagonal line drawn through them, to prevent inadvertent judging in the wrong column.**

## K. CONDUCTING THE CONCOURS

### 1. Working Groups

Working groups, including the Concours Chairperson and the designated Set-up Crew, should arrive at the Concours site approximately an hour and a half before the stated opening time of registration.

### 2. Class Areas

Predetermined Class areas should be identified with Class signs. A lime base line or a string line will help align the various classes as they arrive.

### 3. Registration Area

A convenient registration area should be set up near the entrance to the Concours field. Be sure all necessary forms and scoring supplies are available. If sufficient room is available, trophies may be displayed. If late registrations are allowed, have enough money on hand to make change for Entrants paying cash. Be sure to bring a cash box.

#### **4. Loud Speaker/Announcing System**

Provide a means of making announcements and paging personnel in order that all present are aware of what's happening. A variety of portable systems are available to rent or purchase.

#### **5. Parking Personnel**

Parking personnel should be on hand to safely guide Entrants to their proper Class parking area and to assist in achieving the desired spacing and alignment of Entries.

#### **6. Rags Down**

All Entrants must be instructed by the Chief Judge to cease preparation of Entries at a predetermined, published time, referred to as "Rags Down", before judging begins. The term "Rags Down" refers to the discontinued application of any device used in the performance of further cleaning of the vehicle.

After the initial "Rags Down" warning announcement, the subsequent failure of any Entrant, family member, associate or any other non-related individual, present at the event, to heed and abide by that warning and not follow the "Rags Down" Requirement, will subject that Entrant's continued participation in that event to the Immediate review by the Chief Judge and may result in that Entrant's immediate, irrevocable disqualification for that event. Such disqualification once invoked, cannot be withdrawn for that event.

#### **7. Leaving the Concours Site**

The Clean-up Crew and the Concours Chairperson should be the last committee to leave the Concours site, to check for any equipment left behind and to be very particular about cleaning up the area before departing. Many sites require substantial user deposits, which may not be refunded if the area is abused or left cluttered. Make every effort to have your club regarded as one that treated the site with respect and one that would be welcomed back again.

### **L. TROPHIES**

#### **1. Official JCNA Trophies**

JCNA offers official trophies for JCNA sanctioned Concours in Champion, Special, and Driven Divisions.

##### **a. Ordering Trophies**

Order Trophies by going to the Merchandise tab of [www.jcna.com](http://www.jcna.com) and clicking on JCNA Trophies. Follow the Instructions! First, second, and third place Champion and Special Division winners are awarded Champion Division Trophies. First, second, and third place Driven Division winners are awarded Driven Division Trophies.

##### **b. Trophy Engraving**

Engraving is not available through JCNA.

##### **c. Non-JCNA Member Trophies**

See Chapter I, L3, Note on Page I-12.

## 2. Presenting Trophies

When presenting trophies, it is more suspenseful and interesting to begin announcing the finishing positions from the bottom of the Class first, reading upward to the winner. It is recommended that scores of the lower place entries not be read. It is informative and courteous to spectators if, as each class is announced, the models included in the class are announced as well.

As the presenter reaches the top three Jaguars in the Class, the scores should be announced individually and the winning Entrant(s) invited to come forward to receive their trophies and perhaps be photographed.

In order to show appreciation for the Entrant's participation, and possibly the support of a neighboring club, it is recommended that the presenter's announcement include: the placement, the Entrant's name, (if from out of area, the Entrant's city), the Entrant's home club, the car's color, the year, the model, the body style, and the score.

**Example:** "Third place in Champion Division, Class C2/140, goes to Happy *Entrant* from Scottsdale, Arizona and the Central Arizona Jaguar Club, for *the Entrant's* red, 1950 XK 120 OTS, with a score of 99.79".

## 3. Club Discretionary Trophies

Additional locally prepared trophies may be provided at the Club's discretion; some Clubs present perpetual trophies, e.g., the trophy (sometimes engraved with the name of the yearly recipient) returns to the club for re-presentation each year.

**Note:** At the host club's discretion, non-JCNA members may be awarded Club trophies but not JCNA trophies. The non-JCNA members scores must not be counted towards Regional or North American Champion or Driven Division points. (See Chapter IV, A3, Note, Page IV-2).

## 4. Unofficial Award

Clubs may also present trophies (of their own design and at their own expense) in recognition of accomplishments such as:

Best in Show (**judged the highest point overall against all other group winner**)

(2026 Administrative Clarification for the 2026 Concours Season)

Concours Chair's Choice

Longest Distance Driven to Compete

Longest Distance Trailered to Compete

Oldest Jaguar in Show

Hard Luck (En Route Damage)

Display

Peoples' Choice

Other

## Chapter II Entry Eligibility, Awards, Divisions, and Classes

### SECTION 1 – GENERAL ENTRY REQUIREMENTS AND ELIGIBILITY

#### A. ENTRY REQUIREMENTS AND ELIGIBILITY

##### 1. “Jaguar” Definition

“Jaguar”, inclusive of “Daimler” motorcars manufactured by Jaguar Cars beginning in 1962, is any authorized passenger or race-prepared vehicle originally assembled, or modified, at either the Jaguar Cars Works or a Works authorized assembly plant. Subject to the following rules, all vehicles as described above are eligible.

##### 2. Swallow Bodied Chassis, S.S., & Jaguar Cars

“Jaguar” is used to refer to all models built by the original companies that evolved into Jaguar Cars (Appendix A).

##### 3. Daimlers

Only 1962-On Daimler motorcars, manufactured by Jaguar, sharing production Jaguar bodies and correct engines are eligible. Jaguar-engined Daimlers, without production Jaguar bodies, are eligible for Special Division Class S2/MOD. Daimler SP250s are NOT eligible.

##### 4. Engine Requirements

All Jaguars, entered for judging in JCNA Concours, must have Jaguar engines installed. Driven Division Jaguars must have Jaguar engines that were available from the factory for that particular model, e.g., Driven Division Entries originally equipped with 6-cylinder engines must not have 8 or 12-cylinder engines. Likewise, the 1960’s Daimler 2.5 Liter V8 engine must be present in all Daimlers so originally equipped.

##### 5. Horn and Light Requirements

###### a. Horn and Light Location

Entries in Champion, Driven Division and Special Division Classes S1/PD and S3/REP must have horns and exterior lights in the numbers and positions as originally configured. At the Entrant’s discretion, lights, offered as optional equipment for the specific model, can be added.

###### b. Horn Sound

Horns must sound as originally intended.

###### c. Lighting Operation

All exterior lights must operate as originally intended. The replacement of bulbs, lenses or devices with other than original type that cannot be visibly ascertained, except by the improved illumination that they provide, are acceptable.

###### d. Special Division Equipment Functionality

Special Division Class S2/MOD, Modified, must be equipped with a functional horn, headlights, tail lights, brake lights, parking lights, license plate lights, back-up lights and turn signals appropriate to the vintage.

##### 6. Entries to be Driven to their Assigned Parking Positions

The Chief Judge or *the Chief Judge’s* designees must confirm that all Entries are driven, under their own power, to their assigned parking positions in the judging area the objective is to simply prove/observe that the Entry runs and is drivable, e.g., entries must not be trailered directly to their assigned parking positions and off-loaded. Entries not meeting this rule are ineligible for the day’s Concours Competition and must not be judged.

## **7. Towing/Trailing**

**Champion Division:** Trailing to the Concours venue is allowed for all Champion, Preservation and Special Division Entries and for certain Driven Division Entries. (See Chapter II, Section 4A, Page II-2).

**Driven Division:** Driven Division Entries that are less than 35 years old must NOT be trailed to the event.

Towing or trailing is allowed for Driven Division Entries that are 35-year and older as determined by their Heritage Certificate. (See Chapter II, Section 2, C1, Page II-3).

## **4. Handicap Points**

No handicap points are to be awarded for the Entry's (or Entrant's) age, the odometer reading, or the mileage driven to a Concours.

## **5. Division Crossover**

An Entrant may choose to "crossover", that is, to place the same Entry in a different Division during a given year. However, scores earned by an Entry in one Division become invalid for year-end championship points upon transferring that Entry to another Division.

## **6. Incapacitated Entrant**

During the Concours Season, if, for any reason, an Entrant becomes unable to present an Entry, an immediate family member may register and present the Entry using the Entrant's Name and JCNA Number. Under such circumstances, all scores received by the Entry, during that season, would count toward Regional and North American Championships in the Entrant's name.

## **7. Entry Ownership Change**

If an Entry's ownership changes during the Concours Season, scores earned by a previous Entrant are NON-TRANSFERABLE to a new Entrant. Theoretically, this could result in an Entry receiving awards under the ownership of more than one Entrant, in a single Concours Season.

## **8. Award Eligibility**

A single Entry in a class is eligible for a trophy. Entries in all classes compete for first, second, or third place trophies in accordance with their Division Scoring Plateaus.

# **B. CONCOURS AWARDS AND DIVISIONS**

## **1. North American Awards**

At the conclusion of each JCNA Concours year, JCNA presents the North American Concours d'Elegance Awards three-deep, in each of the Champion, Special, and Driven Division Classes, to members of JCNA affiliates or JCNA Members-at-Large. These annual awards are determined by averaging the Entry's three (3) highest scores during the Concours year. Scores achieved at the JCNA International Jaguar Festival (IJF) qualify for inclusion in the three (3) score average. Entries competed in three or more JCNA Concours automatically become eligible for a North American award in their particular Division and Class. If an Entry's three (3) highest score average does not position it among the top three places of its class, then the Entrant's two (2) highest scores must be evaluated for a Regional Award as per Section 2.

No Entrant may receive both a North American and a Regional Award in any given year, in the same Class, for the same Entry.

No Entrant may enter the same vehicle in more than one class at a JCNA Concours.

**a. Resolution of First Place Tie**

When a first-place tie occurs, in any Champion Division class End-of-Year North American awards, the tie must be resolved by calculating which of the tied-Entries has the highest scores-total, determined by:

- i. totaling the Entries' individual scores from the three (3) or more JCNA sanctioned Concours in which they competed that year, and
- ii where applicable, counting IJF scores twice (only for this tie-breaking calculation).

**b. Second and Third Place Winners**

Second place must be awarded to the Entry with the next highest scores-total; third place to the third highest.

**c. Other Champion Division Ties**

Champion Division second and third place ties are not affected.

**d. Ties in Other Divisions**

First place ties in other divisions are not affected.

**2. Regional Awards**

Regional Awards are presented in each of the six JCNA Regions. These annual awards are determined by averaging the Entrant's two (2) highest scores achieved at JCNA sanctioned Concours within the Entrant's home region during the Concours year. Scores achieved at the JCNA International Jaguar Festival qualify for inclusion in the two (2) score average.

**3. The Official Concours Divisions**

Each sanctioned JCNA Concours d'Elegance must provide for Entries in Champion Division, Driven Division, and Special Division Classes.

**4. Unofficial Divisions**

"Display" is not an official JCNA Concours division but is a classification given to those Jaguars voluntarily positioned for viewing as a pre-planned part of the event. This type of participation is promoted to both add to the number and variety of Jaguars being shown and to encourage future Concours entries. Display entries are not formally judged, scored or given any competition points. However, Display participation (along with other specific JCNA competition events) qualifies as credit towards the Fred Horner Sportsman Award. For record purposes, member Display Entrants must be included when reporting concours results on the JCNA Competition Results web page, with the annotation "Disp" in the Class field.

## **SECTION 2 - CHAMPION DIVISION**

### **A. CHAMPION DIVISION GENERAL SPIRIT**

Champion Division is the most demanding JCNA Concours Division. It challenges its Entrants to research, prepare, and present the judged portions of their cars in their original, authentic, factory-delivered configuration, and condition. (See Chapter VI for allowable exceptions). All Entries in Champion Division, Special Division and Preservation Division must have their interiors, exteriors, engine compartments, and boots judged for authenticity, condition, and cleanliness.

## B. CHAMPION DIVISION CLASSES

- C1/PRE: Classics (Pre-XK engine) Tourer, OTS, DHC and Saloons: Swallow, SS & SS Jaguar (1927-51)
- C2/120: XK 120 (1948-54)
- C3/140: XK 140 (1955-57)
- C4/150: XK 150 (1957-61)
- C5/E1: E-Types, Series 1 (1961-67)
- C6/E2: E-Types, Series 1.5 (1968) and Series 2 E-Types (1968-71)
- C7/E3: E-Types, Series 3 (1971-75)
- C8/SLS: Early Large Saloons: MK VII, MK VIII, MK IX, MK 10, 420G, (1950-70); Early Small Saloons: MK 1 (2.4 & 3.4), MK 2 Series (2.4, 3.4, 3.8 liter, Daimler V8), 240, 340; S-Type 3.4S, 3.8S, & Jaguar and Daimler 420 (1955-69)
- C9/XJ: XJ6/12 Series 1 Saloons (1968-73); XJ6/12 Series 2 Saloons and Coupes (1973-79); Series III XJ6, XJ6 Sovereign and XJ6 VDP (1979-87); Series III V12 and V12 VDP (1979-92) See Note 2
- C10/XJ: XJ6 (XJ40) Sedans (1987-94), XJ12 (XJ81) (1993-94); XJ6/12/R, (X300/X305) (1995-97) See Note 2
- C11/J8: XJ8/R Sedans (X308) (1998-2003), XJ8/R Sedans (X350 Alloy) (2004-2009) See Note 2
- C12/JS: XJ-S/SC (1976 - 1991 Pre-Facelift) Coupe, Cabriolet, H&E Convertible, Convertible, XJR-S Le Mans, XJR-S Jaguar Sport
- C13/JS: XJS (1991 - 1996 Facelift) Coupe, Convertible, XJR-S Jaguar Sport
- C14/K8: XK8 Coupe and Conv. (1996-2006), XKR (1999-2006)
- C15/XK: XK and XKR Coupe and Conv. (2007-2015)
- C16/SX: S-TYPE (1999-2008), X-TYPE (2001-2009)
- C17/PN: Preservation Class (more than 35 years old)
- C18/PN: Preservation Class (20 to 35 years old) See Note 2
- C19/FJ: XF Sedans (2008 [as 2009 model year]-2024), XJ Sedan (2010 [as 2011 model year] – 2019) XE (2016-2020)
- C20/F: F-TYPE (2013-2024)
- C21/P: F-PACE (2016-On), E-PACE, (2018-ON)
- C22/I: I-PACE (2018-On)

**Note 1:** All body styles are included for each model in each class.

**Note 2:** Majestic, Daimler, Daimler Double Six, Daimler Sovereign, and Daimler Majestic models are eligible for Champion Division Classes C9/XJ, C10/XJ, C11/J8, C17/PN & C18/PN according to their years, engines, and body styles.

## C. PRESERVATION CLASS REQUIREMENTS

### 1. Age Determination

*The age of the Entry is determined as designated by the first year's anniversary of the build date, or the dispatch date if the build date is not specified, as determined by the Jaguar Daimler Heritage Trust (JDHT) Certificate.*

### 2. Entry Age

Preservation Class is for unrestored or near original Entries over 20 years old, well prepared, and is in good to excellent condition. Class entry is to be the Entrant's choice. See "Age Determination" above.

### 3. Proof of Originality

In order to validate a Preservation Class Entry's original exterior and interior colors, plus other unique equipment or configuration, the Entrant is required to present a copy of the vehicle's Jaguar Daimler Heritage Trust Certificate (JDHT) to the Judges.

These certificates are available through the Jaguar Cars Archives <https://www.jaguarheritage.com/archive-services/>. Additional requirements and fees associated with the certificates are available in the "Library" section of [www.jcna.com](http://www.jcna.com).

### 4. Vehicle Evaluation and Deduction

Preservation Class Entries must be judged as all other Champion Division Entries, that is, on the basis of authenticity, condition, and cleanliness, except, restored or reconditioned items must be assessed "non-authentic", "wrong", "missing", or "incorrect" point deductions.

#### a. Actual Deductions not to Exceed Total Non-Authentic Points

Deductions made for restored or reconditioned items must not exceed the total non-authentic points allowed for the category.

#### b. Judge's Opinion does not Require any Discussion

The restored or reconditioned status of any component is limited to the Judge's opinion and does not require any discussion with, nor initialing by, the Entrant.

#### c. Deductions for Restored Items

Deductions for restored items apply only to the Preservation Class. Non-authentic items must be treated as in other Champion Division Classes. A restored or reconditioned item, found to also be non-authentic, must be assessed a single "non-authentic", "wrong", "missing", or "incorrect" point deduction.

#### d. Deductions for Engine-Driven or Electric Motor-Driven Components

Deductions must not be made for judged engine-driven and electric motor-driven components that have been replaced with authentic items.

### 5. Preservation Class Championship Eligibility

Preservation Class Entrants are eligible for North American and Regional Championship competition.

### 6. Preservation Class Protests

Deductions for restored components are based on judgment alone and must not be protested. Protests regarding non-authenticity deductions are allowed as in other Champion Division Classes.

## D. CHAMPION DIVISION SCORING

### 1. Score Sheet Calculations

The 1000-point score sheet permits points to be deducted for areas not up to standard. The total is to be divided by 10 for the competing score; 100 points would be a "Perfect" Champion Division Entry.

### 2. Champion Division Scoring Plateaus

The following scores are required in order to qualify for a Champion Division Class, first, second, or third place award.

First Place Award, **90.00** points, minimum

Second Place Award, **80.00** points, minimum

Third Place Award, **70.00** points, minimum

## SECTION 3 - OTHER CHAMPION DIVISIONS

### A. Electric Vehicle-Champion Division Judging

For Champion Division Electric Vehicles, only two Certified Judges are required to judge the cars exterior and interior. As some electric vehicles may technically have two boots (trunks), the Interior Judge will judge both boot areas.

**Note:** The two-person Driven Division Judges may be suitable for judging the interiors and exteriors of electric vehicles.

### B. Electric Vehicles Accessories

Electric vehicles accessories may include, but are not limited to:

- a. 110v Home Charging Cable and heavy plastic stowage bag.
- b. Tool kit including jacking equipment and tow-eye bolt(s).
- c. Either a spare tire or the Tire Repair System is included, as one replaces the other.
- d. For the I-Pace, if a spare wheel is included, the cargo rack in the boot is not available, as one replaces the other.

## SECTION 4 - DRIVEN DIVISION

### A. DRIVEN DIVISION GENERAL SPIRIT

Driven Division also challenges its Entrants to research, prepare, and present their Entries in their original, authentic, factory-delivered configuration and condition. However, Driven Division is for Jaguars that, regardless of age, are in regular use. In consideration of this usage, Driven Division Entries do not have their engine compartments or boots judged and certain convenience and safety-related authenticity exceptions are allowed. The exteriors and interiors of Driven Division Entries are judged to the same standard as Champion Division. Driven Division Entries are encouraged to be driven under their own power from their normal place of garaging to the Concours site and return.

#### 1. Authenticity Exceptions

Driven Division Entries are allowed certain authenticity exceptions without penalty. No other items qualify for this exception!

##### a. Tires

Any type or profile tires, having the original inside diameter, are acceptable. Road tires must be of matching size type, and make/brand. An exception to this rule occurs with some of the newest cars, where the front and rear tires may be a different size.

**Note:** This exception is made for those drivers of early Jaguars who prefer the handling characteristics and superior construction of contemporary tires.

##### b. Wire Wheels

*Driven Division authenticity exceptions are that any factory available, for that model-year, style type or finish are acceptable. Wide wire wheels are acceptable if the hub style, spoke count and diameter are as original. All road wheels must match.*

**Note:** This exception is made to safely accommodate contemporary size tires.

##### c. Alloy Wheels

XJ6/12, XJS, XK8 and other models with factory-supplied alloy wheels, appropriate for the specific model, may be chrome plated or polished. All road wheels must match.

**Note:** This exception recognizes that many new car buyers believed that their Jaguar's chrome or polished alloy wheels had been provided by the factory when, in fact, the dealers had altered the original factory finish prior to offering the cars for sale.

**d. Radios, Tape, and CD Players**

Contemporary radios, tape, or CD players installed in the original radio mounting space, utilizing the original speaker locations and external housings.

**Note:** This exception is made to allow the frequent driver the option of a modern system with improved audio, capable of playing tapes, CD's, or the media du jour.

**e. Aftermarket Window Tinting**

Shiny or mirrored tinting, graphics or logos in the tinting, tinted film on the front windshield or excessively dark tinting must receive deductions as non-authentic. The level of the tint must allow the interior of the vehicle to be clearly visible when seen from approximately one foot away. Flaws in the tinting, such as bubbles, trapped material, or damage, must receive deductions similar to glass defects.

**f. Luggage Racks**

Either factory or appropriate vintage after-market racks are allowed **in Driven Division only**. All racks must be neatly mounted in the prescribed location on the vehicle. (2026 Administrative Clarification for the 2026 Concours Season)

**Note:** **For Special Division the mere presence of a non-authentic item, such as an aftermarket luggage rack, does not count towards the point summation needed to meet the S2 deduction requirement.** (2026 Administrative Clarification for the 2026 Concours Season)

**g. License Plate Frames**

Any style or material of license plate frames must be allowed; e.g., only judged for cleanliness and condition.

License plate covers that are designed for the purpose of protecting the license plate, are allowed and, when present, must be judged for cleanliness and condition.

**1. Champion Division**

Plain license plate frames or those advertising current or past Jaguar dealerships, JCNA, JCNA Affiliates, or promoting the Jaguar marque are accepted. Frames may be of any material. All other license plate frames must be scored as non-authentic unless the Entrant can document that Jaguar Cars Ltd., Jaguar Cars Inc., or Jaguar Canada Inc. offered them for that specific year and model.

**2. Driven Division**

License plate frames and/or covers must be judged only for cleanliness and condition.

## B. DRIVEN DIVISION CLASSES

- D1/PRE: All Classics (Pre-XK engine) and XK 120, XK 140, XK 150  
D2/E1: E-Types (1961-67)  
D3/E2: E-Types Series 1.5 (1968) and Series 2 E-Types (1968-71)  
D4/E3: Series 3 E-Types (1971-75)  
D5/SLS: Early Large Saloons: MK VII, MK VIII, MK IX, MK 10, 420G, (1950-70);  
Early Small Saloons: MK 1 (2.4 & 3.4), MK 2 Series (2.4, 3.4, 3.8 liter, Daimler V8),  
240, 340; S-Type 3.4S, 3.8S, & Jaguar and Daimler 420 (1955-69)  
D6/XJ: XJ6/12 Series 1 & 2, Saloons and Coupes (1968-79); Series III XJ6, XJ6 Sovereign  
and XJ6 VDP (1979-87); Series III V12 and V12 VDP (1979-92) See Note 2  
D7/XJ: XJ6 (XJ40) Sedans (1987-94); XJ12 (XJ81) (1993-94); XJ6/12/R, (X300/X305)  
(1995-97) See Note 2  
D8/XJS: XJ-S/SC (1976 - 1991 Pre-Facelift) Coupe, Cabriolet, H&E Convertible, XJR-S Le  
Mans, XJR-S Jaguar Sport  
D9/XJS: XJS (1991 - 1996 Facelift) Coupe, Convertible, XJR-S Jaguar Sport  
D10/K8: XK8 Coupe and Conv. (1996-2006), XKR (1999-2006)  
D11/XK: XK and XKR Coupe and Conv. (2007-2015)  
D12/J8: XJ8/R Sedans (X308) (1998-2003), XJ8/R Sedans (X350 Alloy) (2004-2009)  
See Note 2  
D13/SX: S-TYPE (1999-2008), X-TYPE (2001-2009)  
D14/FJ: XF Sedans (2008 [as 2009 model year]-2024), XJ Sedan (2010 [as 2011 model year]  
-2019, XE (2016-2020)  
D15/F: F-TYPE (2013-2024)  
D16/P: F-PACE (2016-On), E-PACE (2018-ON)  
D17/I: I-PACE (2018-On)

**Note 1:** All body styles are included for each model in class.

**Note 2:** Majestic, Daimler, Daimler Double Six, Daimler Sovereign, and Daimler Majestic models are eligible for Driven Division Classes D6/XJ, **D7/XJ** and D12/J8 according to their years, engines, and body styles. (2026 Administrative Correction for the 2026 Concours Season)

## C. DRIVEN DIVISION SCORING

Sections on the Driven Division score sheet which are excluded from judging must be crossed out, and scorers are to note that NO POINTS ARE TO BE DEDUCTED FOR NON-JUDGED SECTIONS.

### 1. Driven Division Score Sheet Calculations

The 1000-point score sheet permits points to be deducted for areas not up to standard. The total must be divided by 100 for the competing score; 10 points would be a "Perfect" Driven Division Entry.

### 2. Driven Division Scoring Plateaus

The following scores are required in order to qualify for a Driven Division Class first, second, or third place award:

First Place Award, **9.00** points, minimum

Second Place Award, **8.00** points, minimum

Third Place Award, **7.00** points, minimum

### 3. Driven Division Eligibility in Consecutive Years

The year's North American Championship, Driven Division award winners are encouraged (but not required) to step up to the Champion Division the following year. Entrants may continue Driven Division competition at their discretion.

## SECTION 5 - SPECIAL DIVISION

### A. SPECIAL DIVISION GENERAL SPIRIT

Special Division is intended for factory and non-factory-prepared competition and limited production Jaguars; production Jaguars privately prepared for competition; modified production Jaguars, and Jaguar powered vehicles with replica Jaguar bodies. The interior, exterior, engine compartment, and boot of Special Division Entries are judged only for condition and cleanliness, NOT for authenticity.

Factory-prepared “Continuation Vehicles” must be judged by the same standards as similar vehicles in Champion or Driven Division cars in accordance with Note 5 below.

### B. SPECIAL DIVISION CLASSES

- S1/PD      **Note 1:** Factory-produced and prepared Competition Jaguars, Factory-sponsored Competition and Limited Production Jaguars.  
                 **Note 2:** Production Jaguars privately prepared and modified for competition.
- S2/MOD    **Note 3:** Modified
- S3/REP    **Note 4:** Replica (non-production, Jaguar powered)
- S4/CONT   **Note 5:** Continuation Vehicles

#### **Note 1: Factory-produced and prepared Competition Jaguars, Factory-sponsored Competition and Limited Production Jaguars, includes:**

- a. Ex-works XK 120s, C-Types, D-Types, XKSS, E-Types, Project 7 F-Types or Project 8 XE models.
- b. Jaguar automobiles prepared for competition by recognized professional race organizations operating independently of the factory or by Jaguar Cars sponsored teams, including Jaguar powered variants such as those built by Coombs-Jaguar, Cooper-Jaguar, Ecurie Ecosse, Lister-Jaguar, Group 44, Tojeiro-Jaguar, TWR, JaguarSport or JaguarRSR, etc.
- c. Factory race-prepared XJ220s
- d. Standard XKSS and XJ220s (as Limited Production)
- e. “Limited Production” does NOT include “Limited Edition” factory production Jaguars

#### **Note 2: Class S1/PD Production Jaguars privately prepared and modified for competition.**

To be eligible for this classification, each Entrant must present the Chief Judge at least one of the following:

##### **a. Race History and Racing Logbook**

Documented race history or a Racing Logbook for the Entry, or (Solo race history does not qualify) or

##### **b. Meets or Has Passed Existing Safety Requirements**

Proof that the Entry meets and has passed the existing road or track wheel-to-wheel race competition safety requirements of a currently recognized road-race sanctioning body, such as FIA, SCCA, etc.

*Cars qualifying for Entry, under the Note 2b requirements, must be refused entry, or later disqualified, if there is no fire extinguisher.*

**c. Fire Extinguishers**

Cars qualifying for Entry, under the Note 2a. requirements, must have 4.0 points deducted if a fire extinguisher is found to be missing for those cars known to have been originally supplied with a fire extinguisher by the manufacturer, when raced.

**Note:** Verification of the fire extinguisher is judged by the Interior Judge.

**Note 3: Class S2/MOD Modified**

**a. Vehicles That Have Been Substantially Personalized, Modified, or Customized**

This Class is for production Jaguar vehicles of any year and model that have been substantially personalized, modified, or customized. Entries must be equipped with functional horns, headlights, taillights, brake lights, parking lights, license plate lights, back-up lights and turn signals appropriate to the vintage.

**Alterations or modifications, such as different width wheels, or luggage racks, or other AMCO accessories, that are accepted in Driven Division, do not count towards the point summation needed to meet the S2 deduction requirement.** (2026 Administrative Clarification for the 2026 Concours Season)

**b. Eligibility Point Requirements**

1. To be eligible for this classification S2/MOD, Entries must have 40 points or more of deductions for judged, non-authentic, or missing features in accordance with Chapter II, Section 5B, Note 3b3 or components (hereinafter called the qualifying deductions or items). Advance Concours registration is required. The Entrant (using the appropriate form available in the “Concours” section of [www.jcna.com](http://www.jcna.com)) must provide a list of the qualifying deductions, for the Chief Judge’s review and approval. Pictures of qualifying items may accompany the form.

Subject to acceptance of the qualifying deductions, Entries modified for solo racing events may be eligible for this class.

Custom fabricated items, e.g., one-off wheels, steering wheels, etc., custom body work and significantly non-authentic paint color or schemes must be included as qualifying deductions.

The qualifying items must not include the tire, wheel, or radio authenticity exceptions currently allowed in Driven Division (see Section 4, A1, Page II-6) or items “similar to the original”. This class is not for incomplete restorations or Entries whose modifications consist of the substitution of minor, non-authentic, after-market hardware.

After-market hardware, accessories, and poor-quality reproduction components are NOT qualifying deductions and include:

- hoses, hose clamps, hose covers, nuts, bolts, washers, and other minor hardware
- wiring and wire connectors

2. If any judged item, originally found on a production vehicle, has been removed or is missing, that item must have either been replaced by a non-authentic item, or have had all mountings and traces of its original installation, removed. *This includes the soft top. Whether modified or authentic, when a soft top is present, the soft top must be erect for judgement of fit and finish.*
3. The mere **absence** of an item, such as an authentic tool, tool kit or owner’s manual, is not considered a modification that counts towards the point summation needed to meet the S2 deduction requirement. The modification of an item, such as the altering the finish on an authentic tool, does count towards the points required to meet the S2 point deduction requirement.
4. **The mere presence of a non-authentic item, such as an aftermarket luggage rack, does not count towards the point summation needed to meet the S2 deduction requirement.** (2026 Administrative Clarification for the 2026 Concours Season)

The Chief Judge, or an assigned representative, must verify the Entry’s qualification for S2 based on an actual inspection/validation of the Entrant’s list of modifications. It is at this preliminary exam that discrepancies in the “presentation/qualification” must be noted and the Entry approved or disapproved/disqualified for class entry.

Poor workmanship must receive a deduction comparable to a Condition discrepancy.

**c. Daimler Exception**

Jaguar powered production Daimlers, (such as the DS420 Limousine) that are not eligible for any other JCNA class, are eligible for entry in Class S2/MOD without listing non-authentic items.

**Note 4: Class S3/REP Replica** (non-production, Jaguar powered)

Replicas must appear to be an accurate reproduction of the original model Jaguar they replicate. Replicas must have a Jaguar engine; it may be from any model.

**Note 5: Class S4/CONT, Factory-Prepared Jaguar Continuation Vehicles**

- a. This class is for factory-prepared Jaguar Continuation Vehicles that are created to their original Specifications for future generations of enthusiasts and collectors, and were originally purchased new directly from Jaguar Classic.
- b. Continuation Vehicles in this S4 Class include, but are not limited to, the following:
  1. Six (6) Lightweight E-Types produced in 2014-2015.
  2. Nine (9) XKSS produced in 2017-2018.
  3. Twenty-five (25) D-Types that include both the 1955-specification Short-nose and the 1956-specification Longnose bodywork.
  4. Limited edition C-Types.
  5. Six (6) limited edition matched pairs of ‘9600HP’ and ‘77RW’ – inspired E-Type restorations, known as the “E-Type 60 Collection”, from March 2021.

- c. All Entries in S4/CONT will have their interiors, exteriors, engine compartments, and boots judged for original specification, condition, and cleanliness.
- d. Regardless, Continuation Vehicles that have been modified to the extent of having 40 points of deduction from factory specifications, must be in S1 with a log book or S2/modified.

**Factory produced cars to factory modified specifications.**

**Note:** Series 1 E-Types from the “Reborn Programme” are judged along with other E-Types.

## **1. SPECIAL DIVISION SCORING**

Sections on the score sheet which are excluded from Special Division judging must be crossed out. **NO POINTS ARE TO BE DEDUCTED FOR NON-JUDGED SECTIONS.**

### **a. Score Sheet Calculations**

The 1000-point score sheet permits points to be deducted for areas not up to standard. The total must be divided by 100 for the competing score; 10 points being a “Perfect” Special Division Entry.

### **b. Special Division Scoring Plateaus**

The following scores are required in order to qualify for a Special Division Class first, second, or third place award:

First Place Award, **9.00** points, minimum

Second Place Award, **8.00** points, minimum

Third Place Award, **7.00** points, minimum

### **c. Special Division Championship Awards Eligibility**

All Special Division Class Entrants are eligible for North American and Regional Championship competition.

## **SECTION 6 - OTHER DRIVEN DIVISIONS**

### **Electric Vehicle-Driven Division Judging**

For Driven Division, Electric Vehicles, the Exterior Judge must judge the vehicle in the same manner as other cars. The Interior Judge must not judge the forward boot area or the rear boot if it is covered by a factory cargo cover. (See Chapter V, D12, Page V-14)

## Chapter III Instructions and General Rules for the Judge

### A. EVOLUTION OF RULES

#### 1. Rules and Guidelines

Rules and guidelines for judging in the JCNA sanctioned events have evolved over the last several decades by conscientious trial and error. They are not perfect by any means, but the JCNA Rules have set Entrants on a correct course seeking originality and authenticity, and judges on a course of inspecting and scoring the cars accurately.

#### 2. Apply Rules Uniformly

For this reason, it is important that all Judges apply these JCNA accepted rules and standards to each Jaguar in the same way. Similarly, it is equally important that the Jaguars with the same defect, from different classes, appraised by different Judges, and judged in different areas of North America, all suffer the same degree of penalty for the same flaw.

#### 3. Approved Judging Guides and JCNA Seminar Technical Bulletins\*

When a JCNA Judge's Guide or JCNA Seminar Technical Bulletin\* has been approved by the AGM, its use is mandatory. JCNA Judge's Guides and JCNA Seminar Technical Bulletin\* have been developed at great effort to aid Judges in determining authenticity and to standardize judging throughout JCNA. One copy of each approved JCNA Judge's Guide and JCNA Seminar Technical Bulletin\* must be available for reference by Judges and Entrants at each sanctioned Concours.

- \* Only that bulletin's content, which quotes or copies information from the Jaguar Cars documents, listed in Table C-1, is permitted for validating feature and component authenticity. No other bulletins, except those that are official Jaguar Cars printed material, or direct copies, are permitted to validate component authenticity. **It is the obligation of the Entrant to provide indisputable documentation that contradicts that of Jaguar Cars publications.** (2026 Administrative Clarification for the 2026 Concours Season)

### B. ETHICS OF JUDGING

The primary purpose of judging is to determine the outstanding Jaguar in each class. Consequently, the point spread between a well-prepared Jaguar and one judged to be poorly prepared Jaguar must be reflected in their judged scores.

#### 1. Be Objective

Judges must be **OBJECTIVE**. Deduct points for actual flaws found, despite age, mileage, or usage.

#### 2. Be Fair

Of two similarly prepared Jaguars, the most original and/or authentic entry must win.

#### 3. Be Consistent

Above all, Judges must be consistent in deductions from Jaguar to Jaguar and Concours to Concours. Entrants can have their preference as to a particular Jaguar model, color, or body style but a Judge must not. All models, colors, and body styles are to be considered as one of equal status as far as the Judge is concerned. Favorites must not be entertained.

#### 4. Be Impartial

Judges have a responsibility not only to the Concours Chairperson and to the club hosting the Concours, but also to the Entrant as well to **JUDGE EACH JAGUAR IMPARTIALLY AND WITHOUT BIAS**. A Judge must avoid even the appearance of favoritism, particularly when judging cars owned by friends or acquaintances.

### C. CHIEF JUDGE

#### 1. Designating the Chief Judge

Each club is responsible for appointing the person they deem most suitable for acting as the Chief Judge. The term of office may be left to individual club discretion; however, a minimum of a one (1) year term is suggested. While in the process of developing their own Judge's School, a club may invite the training assistance of an experienced Chief Judge from another club.

**Note:** Some clubs that do not have a Chief Judge of their own must select a Chief Judge from another club to officiate at their Concours and/or to conduct their Judge's School.

*In the event that the Chief Judge is unable to serve on the day of the Concours, due to some unforeseeable reason, the club must appoint the next most qualified Team Lead Judge to serve as Chief Judge for that event. (2026 Rule Change approved at the 2025 AGM for the 2026 Concours Season)*

#### 2. Chief Judge Qualifications

**A** Chief Judge must have extensive, **prior** experience as a Concours Judge, as a JCNA concours exhibitor and/or as an amateur or professional Jaguar restorer. Lesser experience is acceptable; however, all candidates must have obvious leadership, administrative and management abilities. The Chief Judge need not be an expert in multiple car classes but: (2026 Administrative Clarification for the 2026 Concours Season)

- must be a currently certified as a JCNA Judge,
- must have served as a lead Certified Judge at a minimum of two JCNA sanctioned Concours,
- must be prepared to fulfill **all** the responsibilities of Chief Judge, Chapter III, C.3., Page III-2. (2026 Administrative Clarification for the 2026 Concours Season)

Having met the prerequisites above, once appointed, a Chief Judge automatically maintains certification as a Chief Judge by actually serving as a Chief Judge and fulfilling all responsibilities annually as listed under Chapter III, C. 3.c., Page III-3. When, for whatever reason, a person ceases to be the Chief Judge, such certification is to expire three years thereafter, in accordance with Chapter III, D., 4d, Page III-4.

#### 3. Chief Judge's Responsibilities

The Chief Judge is responsible for:

- a. Recruiting local club members to be trained and serve as Judges.
- b. Conducting Judge's Schools. A Judges' training and refresher School must be scheduled and conducted annually at least 30 days prior to the Concours *for Judges who need to re-establish or extend their three-year term or for those who intend to become Apprentice Judges.* (2026 Rule Change approved at the 2025 AGM for the 2026 Concours Season)
- c. **The Chief Judge administering the test, or the Chief Judge's appointee, is responsible for recording that club's Judges test dates.** (2026 Administrative Clarification for the 2026 Concours Season)

- d. **Notification must also be sent to Chief Judges whose Judges have attended another Chief Judge's Judges School and have passed the annual test so that their test dates can be properly posted on the JCNA web site.** (2026 Administrative Clarification for the 2026 Concours Season)

All certification recording is required to be completed and updated on the JCNA website at least 30 days prior-to the event date.

**Note 1:** *If the Chief Judge serves as an active Concours Judge, the Chief Judge must observe all rules regarding the avoidance of conflict of interest. If the Chief Judge has a Jaguar entered in the competition, the Chief Judge must not handle the completed score sheet for that or any other Jaguar in the same class prior to the announcement of Concours results.* (2026 Rule Change approved at the 2025 AGM for the 2026 Concours Season)

**Note 2:** Should a Chief Judge have a car entered in a class where a question might arise, and it would be a conflict of interest for the Chief Judge to make a decision, the Chief Judge is to defer any questions for judgements to whomever the Chief Judge believes is most knowledgeable to make a decision concerning that conflict.

- e. Holding the Judges Meeting the day of the Concours.
- f. Ensuring that the Judges are judging according to the rules set forth in the current Rule Book.
- g. Organizing and training Judges and administering Judge's certification tests as feasible throughout the year. (Cross training with other clubs is encouraged.)
- h. Becoming very familiar with the published JCNA rules, protocols and the current JCNA model Judge's Guides and Seminar Bulletins.
- i. Receiving and disseminating to club Judges all JCNA correspondence relating to Concours judging and scoring.
- j. Verifying the certification status and class expertise of JCNA Judges available from within the host club and from among the Entrants who have indicated a willingness to assist; thereafter, being responsible for all Concours Judging team assignments.
- k. Overseeing score sheet appointed assistant(s) and validating final scores and standings.
- l. Resolving, as feasible, day-of-event protests and/or intervening when there are any problems between Entrants and Judges.
- m. Investigating and endorsing all Concours protests that may be submitted following the event.
- n. Submitting the required JCNA Concours and Judges' reports. (See Headings K and L of this chapter beginning on Page III-16).
- o. Ensuring that the completed score sheets are returned to the Entrants **by the Chief Judge or the Chief Judge's designee.** Maintaining a chronological record of each club Judge's attendance at Judge's Schools, taking the JCNA current Judge's Test, judging at a JCNA Concours. (2026 Administrative Correction, Covered in Chapter III, C6, Page III-4)
- p. A review should be conducted by the Chief Judge no less than **14 days prior** to the event allowing time for the Chief Judge to select an alternate Certified Judge to replace a Judge that is out of certification.

#### 4. Chief Judge and Judging

It is recommended that soon after judging begins, the Chief Judge should check the progress of each of the judging teams. This will aid in determining whether a particular Judge or team is having trouble. In this manner, problems may be dealt with early in the judging period when fewer Jaguars are affected.

#### 5. Master Entry List

The Chief Judge or Concours Chairperson is in charge of preparing and maintaining the Master Concours Report form (available at [www.jcna.com](http://www.jcna.com)) with the Entrant's name, type of Jaguar, Concours division, and class entered. The Concours Chairperson should closely coordinate with the Chief Judge, making certain that, at the outset of the event; the Chief Judge has a current listing of each entry.

#### 6. Roster of Judges' and Judges' Report Form

The Chief Judge must maintain a record of Judges' credentials and who judged **which classes** in order to complete the required **the Roster of Judges and Judges' Report Form**, which have been **reviewed and verified** by the JCNA **Concours Committee Chair** **utilizing** the **On-Line Scoring System**. (2026 Administrative Clarification for the 2026 Concours Season)

### D. JUDGE CERTIFICATION AND CERTIFICATION RENEWAL

#### 1. Responsibility

Under the direction of their own Chief Judge or a Chief Judge from another club, individual clubs have the responsibility for certifying Concours Judges from among their members.

#### 2. Certification Requirements for Maintaining/Renewing a Judges Certification

All Judges for Champion, Driven and Special Divisions must hold current JCNA judging certifications as indicated on the JCNA on-line club's Certified Judge's Roster. The only exception being that those events at which separate OV teams are used, only one Certified Judge, serving as the OV team lead, is required; however, additional Certified Judges on the separate *OV team* are acceptable.

#### 3. Judge's Certification Maintenance/Renewal Requirements:

##### a. Judge's Test

In order to maintain their certification, each Judge must take and pass the current year's Rule Book Judge's Test or the Judge's Test for the upcoming concours competition year in which they plan to judge; i.e. if a Judge plans to judge at a concours in January, that Judge must take and pass the upcoming year's test, at least 30 days (**45 days recommended**) prior to the upcoming concours event date, **taking it in** December of the previous year. (2026 Administrative Clarification for the 2026 Concours Season)

**Note:** The updated Rule Book and test will be available **on the JCNA web site** December 1<sup>st</sup> of each year.

Those seeking to retain their certification, and have met all other requirements, but who cannot attend **a club's** current Judge's School, must attend a club's on-line Judge's School, then take the current test [the test current to the year of the club's upcoming concours] in accordance with Chapter III, D4, Page III-6. (2026 Administrative Clarification for the 2026 Concours Season)

**Testing** may be **accomplished** in one of three ways:

- i. In a group at a Judges School. This is the preferred method.
- ii. Taken individually and mailed to the Chief Judge.
- iii. Completing the online Judges test. The person taking the test must forward the JCNA email documenting completion of the test and the score attained to the club's Chief Judge.

A passing grade requires correct answers to 45 of the 50 questions on the test.

Judge's recorded test and training dates on the JCNA web site must be updated to conform to sanction requirements no less than 30 days **prior** to the date of the Concours.

## **b. Judge's School**

The Judge's School must include Judges' protocols, practice judging, authenticity, rule changes, lessons **to be** learned, and a Rule Book review. Judges must undergo thorough training on the contents of the current Rule Book and/or review correspondence describing all changes to the Rule Book that affect the judging process. (2026 Administrative Clarification for the 2026 Concours Season)

**Note:** A pre-concours Judge briefing, at the Concours, does not satisfy the intent of a Judge's School. The Chief Judge may want to review Appendix J with the Certified Judges at this pre-concours briefing.

**Judges must** attend a Judge's School at least once every three years. (2026 Administrative Clarification for the 2026 Concours Season)

- i) **The purpose of the Judge's School is to keep Judges up-to-date on AGM approved Rule Changes and protocols and to provide general information regarding judging in an effort to create a consistent form of judging for all clubs.**
- ii) **A Judges' training and refresher School must be scheduled and conducted annually at least 30 days (45 days recommended) prior to the Concours date for Judges who need to re-establish or extend their three-year term for the Judge's School or for those who intend to become Apprentice Judges.** (2026 Administrative Clarification for the 2026 Concours Season)
- iii) Two methods qualify as a Judges School:
  - a) **"In-person" as a group. These are highly recommended where Judges can share their knowledge and experiences.** (2026 Administrative Clarification for the 2026 Concours Season)
  - b) **Remotely using available electronic conferencing services where attendance can be confirmed.** (2026 Administrative Clarification for the 2026 Concours Season)

**Example:** Taking and passing the Judges Test annually is required. A Judge that attends a Judges School in 2026 would not need to attend another Judge's School for another two years, that being 2029. (2026 Administrative Clarification for the 2026 Concours Season)

The Chief Judge administering the school, or the Chief Judge's designee, is responsible for recording that Chief Judge's own Judges' taking and passing the Judge's Test as well as attending the Judge's School on the club's JCNA web site. (2026 Administrative Clarification for the 2026 Concours Season)

The Chief Judge, or the Chief Judge's designee is responsible for notifying the Chief Judge of any other clubs that their Judges club's Judge's School so that their respective Chief Judge can properly record the school attendance on the club's JCNA website. (2026 Administrative Clarification for the 2026 Concours Season)

**Note:** In order to retain continuous certification, Judges should anticipate the year in which their certification will expire and undertake timely renewal.

- c. **An acceptable Concours Certified Judge is one who has taken and passed the Annual Judge's Test for the Concours year in which they plan to judge, with a recorded test date at least 30 days prior to the date of the event in which they plan to participate, also in conjunction with having attended a properly held Judge's School with a recorded date within the 3-year time window as allowed. All recorded certification dates, for the test and school must be in order when the Concours Results are reviewed by the JCNA Concours Committee.** (2026 Concours Committee Clarification for the 2026 Concours Season)

#### 4. Alternate Certified Judge

**If a Chief Judge discovers** that a Judge is out of certification or unable to attend **the upcoming club's** Concours, the Chief Judge must **then** select an alternate **Certified** Judge to replace **that** Judge **who** has already been certified at least 30 days prior to the concours. (2026 Administrative Correction for the 2026 Concours Season)

Before a Chief Judge accepts the services of a Judge from another club whose status has not previously been reviewed by that Chief Judge prior to the event, that Concours Chief Judge must validate that Certified Judge's latest Test Date and Training Date by going to the JCNA web site, logging into their club's web page, clicking on Judge List, scrolling down to Complete List of JCNA Judges, then entering that Judge's last name or JCNA number without the region or club number prefixes.

#### 5. Judging and Home Club Judges Roster

If a member completes the JCNA Judge's Certification requirements, administered by the Chief Judge of that member's Home Club, *or the Chief Judge from an assisting club*, the member must then be listed as a Certified Judge on that member's Home Club Judges Roster on the club's JCNA web site.

#### 6. Lapsed Judge's Annual Testing Certification

If a Judge's **Annual Testing Certification** has lapsed, and **the Judge is still within three years from last having attended a Judge's School**, but has not taken and passed the required annual Judge's test for the year of an upcoming Concours, the Judge can then view the online Presentation on the **JCNA web site**, take the online test, then forward the test results to that club's Chief Judge for evaluation no less than 30 days **(45 days is recommended)** prior to **judging at** the upcoming club's Concours. (2026 AGM Administrative Clarification for the 2026 Concours Season)

## 7. Guest Judges and Associate Memberships

(2026 Administrative Clarification for the 2026 Concours Season)

A Certified Judge does not need to be an Associate Member of another club in order to judge at the other club's **concours**, but can judge as a Guest Judge.

Once a Guest Judge's certification has been verified **as required on the JCNA web site** by the hosting club's Chief Judge, that validated Judge can **only** be utilized **that club's** current Concours Season. (2026 Administrative Clarification for the 2026 Concours Season)

If the member's Judge Certification is subsequently confirmed and accepted by the Chief Judge of a club in which the member is an Associate Member, the Associate Member is still to be considered as a Guest Judge and treated as such.

## 8. Certification Requirements for Becoming an Apprentice Judge

- a. The Chief Judge must discuss the role and responsibilities expected of **an** Apprentice Judge **desiring** to become a Certified Judge. (2026 Administrative Clarification for the 2026 Concours Season)
- b. The Apprentice Judge must be a current member of a JCNA affiliate club or a JCNA Member-at-Large.
- c. The Apprentice Judge must attend one in-person or online Judge's School at least **30 days** prior to the Concours at which the **JCNA member** plans to be an Apprentice Judge. (2026 Administrative Clarification for the 2026 Concours Season)
- d. The Apprentice Judge must take and pass the JCNA Judge's Test for the Concours year in accordance with Chapter III, D3 a & b, Page III-4.

The Apprentice Judge must serve with a judging team during a JCNA sanctioned Concours **at least once** and mark practice score sheets for examination by the Chief Judge or Team Lead at the conclusion of judging. (2026 Administrative Clarification for the 2026 Concours Season)

## E. GENERAL QUALIFICATIONS AND PROCEDURES FOR JUDGES

### 1. Infallibility of Judges

No matter how carefully Judges are selected, trained, and tested, it must be acknowledged that no one person should be burdened with the weight of infallibility. Nobody can know all things about all cars of a particular marque or era.

### 2. Qualification of Judges

It is recommended that the Chief Judge approach the most knowledgeable members with, whenever possible, the necessary technical background to act as Judges. Every effort should be made to supply the Judges with as much information as possible on the various models, especially the older ones. Cooperation between clubs in supporting one another with qualified Judges is recommended.

**Note:** All of the Judges, listed on a given club's Judge Roster, must have a Home Club JCNA number which confirms them to be current JCNA members.

### **3. Inviting Judges**

The Chief Judge should approach club members who are Certified Judges, those who may have judged in the past, and others whom the Chief Judge believes are qualified to judge in accordance with Chapter III, Item D4, and invite them to judge in the upcoming Concours.

Begin inviting Judges at least two months ahead. Concentrate on those who you believe can judge the Jaguars fairly, without personal prejudice, and treat the Concours and the Entrant with respect and impartiality. Consider inviting qualified, knowledgeable Judges from other JCNA affiliated clubs as well as those from the host club. This encourages impartiality.

### **4. Inexperienced Judges**

New or relatively inexperienced Judges must be assigned, if possible, to less-complex areas such as the exterior until they have acquired some expertise by judging at several Concours.

### **5. Apprentice Judges**

Apprentice Judges are members of JCNA affiliate clubs or JCNA members-at-large who are interested in becoming JCNA Certified Judges. These members must attend a Judge's School and go through the apprentice process of becoming Certified Judges.

It is recommended that each club consider a system whereby, during their Concours, members interested in judging accompany experienced judging teams as Apprentice Judges. This is a means of giving prospective Judges some practical experience. The Apprentices should take notes of any items they may want to discuss later with the Judge(s). If required, an Apprentice Judge, who has attended a Judge's School and testing, may be used as a non-certified member of an OV Judging Team.

### **6. Experienced Judges**

Attempt to recruit members to the club's Judge's School who have the most practical everyday working experience with many models of Jaguars and encourage them to become Certified Judges.

### **7. Familiarize Judges with Rules**

A Judge must be informed to function effectively. Each Judge must have a copy of the current Rule Book and a copy of the current score sheets no less than two weeks before the Concours to have time to familiarize themselves with the contents.

### **8. Judging Own Class**

Judges must not judge their own Jaguar(s) or the specific class(es) in which their cars have been entered. A Judge must not judge a class in which an immediate family member has a car entered.

### **9. Judging Conflict**

If a Judge has maintained or performed mechanical repairs or there is existing cosmetic restoration performed by that Judge, on a Jaguar, that Judge, is not permitted to judge the class in which that Jaguar is entered.

Violation of this rule WILL result in the disqualification of the Entrant for that concours.

## **F. JUDGING METHOD AND TEAMS**

### **1. Number of Certified Judges per Team and Team Composition**

#### **a. All Judges Must Hold Current Certifications**

All Judges for Champion, Driven and Special Divisions must hold current JCNA judging certifications. The only exception being that those events at which separate OV teams are used, only one Certified Judge, serving as the OV team lead, is required. However, additional Certified Judges on the separate OV team are acceptable.

#### **b. Organizing Teams by Expertise**

Wherever possible, teams must be primarily organized according to the **Judges** shared model/class expertise. The individual teams are then, assigned to judge the class or classes most closely associated with their expertise. The number of classes assigned to each team must be governed by the number of teams, the total number and size of the classes and the time allocated for judging. (2026 Administrative Clarification for the 2026 Concours Season)

### **2. Team Judging**

Prescribed teams of Judges (see a. and b. below) must evaluate specific areas of Champion, Special and Driven Division Entries. (See Chapter II, Section 2A, Spirit Statement, Page II-3). JCNA provides 4 score sheets that accommodate the 3 to 5 possible areas to be inspected, depending on the Entry's Division:

**Score sheet #-1 – OV, Score sheet #-2 – Exterior**

**Score sheet #-3 - Interior & Boot, Score sheet #-4 – Engine**

Judges should be assigned an area according to their expertise and fully judge the items listed on their score sheet, for all cars in the team's assigned class. More than one Judge must not be assigned to the same area, except when an Apprentice Judge is assigned to the team. Judges are encouraged to share their authenticity expertise and may assist other team members. Operation Verification (OV) is conducted either by the primary team or by a separate OV team. (See Chapter V, Heading B., Operation Verification, Page V-3).

#### **a. Number of Champion or Special Division Judges Required per Team**

Three or four Judges must be responsible for judging OV, Exterior, Interior & Boot and Engine, excluding Apprentice Judges and the separate OV judging team when used.

#### **b. Number of Driven Division Judges Required per Team**

Two or three Judges must be responsible for judging OV, Exterior and Interior, excluding Apprentice Judges and the separate OV judging team when used.

### **3. Judging Team Leaders**

Team leaders must be assigned to all teams by the Chief Judge. The team leader must:

#### **a. Team Lead Responsibilities**

Introduce one's self and any team members who may not know the Entrant.

Promptly scan all team score sheets as the judging of each Entry is completed. Assure all required fields are completed, Entrant's initials are present where required, and cleanliness and condition deduction locations are properly noted that can be helpful to the Entrant.

#### **b. Finished Score Sheets**

Deliver the finished score sheets to the Chief Judge or appointed assistant(s) in a timely manner.

**c. Critique Apprentice Judge’s Score Sheets**

Critique Apprentice Judge’s score sheets and answer their questions on a not-to-interfere basis. Deliver the Apprentice Judge’s score sheets to the Chief Judge or their appointed assistant(s) at the conclusion of the judging assignment.

**d. Judge’s Name and JCNA Number on Score Sheet**

The Team Lead must ensure that each Judge has completed their name and JCNA number on their respective score sheets.

**4. Judging Time Limit**

Each Judge must limit their judging of each Jaguar to a total of 15 minutes. This limit applies to each Judge’s actual time spent EXAMINING THE CAR and recording its discrepancies. Judges must make every effort to avoid exceeding the 15-minute judging time limit. (See Chapter III, Heading G1a, Page III-10).

**Note:** The 15-minute time limit does not include the time to conduct the OV inspection nor the time required to explain authenticity discrepancies to the Entrant and obtain the Entrant’s initials for them.

**5. Judging Teams Remaining Intact**

The Judging teams must remain intact throughout the judging procedure, examining one car at a time **as a team**. Team members can, at times, be required to leave in order to present their own Jaguar(s) for judging. When this occurs, the team must complete the car they are judging, then stop and wait for their team member to present their car and return. When the team is again complete, they move on to judge the next Jaguar in line. This is fairest to the team and the Entrant.

**6. Judging Teams and Substitution**

No substitution of Judges is permitted once judging of a specific class has begun. The only possible exception to this rule is in the case of illness of a participating Judge. To assure scoring consistency, all cars in each individual class must be judged by the same team, each team member judging the same component throughout that class.

**G. OPERATION VERIFICATION**

**1. Conduct of Operation Verification**

JCNA clubs may use either the primary Judging Team or separate Operation Verification teams to conduct the Operation Verification portion of the Concours evaluation.

**a. Primary Judging Team**

*After the judging of each car is complete, the primary judging team is allowed approximately five minutes to conduct the OV check, (20 minutes of total judging time).*

**b. Operation Verification Teams**

One or more 2-person or 3-person teams are designated to conduct the Operation Verification prior to the formal judging. Each separate OV team must include a JCNA Certified Judge as the team leader; however, additional Certified Judges on the separate OV team are acceptable.

When a separate OV team is not used, it is highly recommended that the OV be accomplished only after all other judging has been completed. This will prevent any incidental debris from entering the vehicle by the Entrant when performing OV requests and its questionable presence and the need for the approved allowance to perform any additional cleaning even though there was a prior "Rags Down" command.

**Note: The following are considered “no exception” requirements when using verification teams:**

**1. OV Team and Non-Authentic Items**

If any light(s) or horn(s) are suspected of being non-authentic, the Operation Verification team leader is required to make an appropriate note in the corresponding Operation Verification non-authenticity section, without indicating any point deductions.

**2. Primary Judging Team to Re-judge Suspect Non-Authentic Items**

The primary Judging Team must re-judge the suspect system(s) and, if warranted, make the mandatory non-authenticity point deductions. (Only the primary Judging team is to assign non-authentic deductions for discrepancies found during the Operation Verification checks.)

**3. OV Team and Same Rule Compliance**

The Operational Verification team(s) must comply with the same rules governing the conduct of other JCNA Concours Judging Teams; in particular team members are prohibited from judging their own car(s) or judging any car in the class in which their car(s) may be entered.

**2. Courtesy Repair Time**

If any light or horn malfunctions are detected during the Operation Verification, the Entrant must be allowed a total of 15 minutes to correct them. The Judging Team Leader must note the time when the team completes judging the Entry. If, thereafter, the Entrant corrects the problem within the allotted 15 minutes, the (original) judging team must re-judge the affected light, horn or system and make appropriate corrections or adjustments to the score. If the repair takes longer than 15 minutes or is unsuccessful, the originally assigned deductions must stand. No member of a Judging Team is allowed to participate in the repair of any car, that the Judge has judged, while judging of the class is still in progress.

**H. DAY-OF-EVENT JUDGES’ MEETING AND GUIDELINES**

Judges must be on time for the Concours and the pre-arranged Judges’ Meeting conducted by the Chief Judge. **The Chief Judge must have extra copies of the most current Rule Book and all current JCNA approved Judging Guides and JCNA Seminar Technical bulletins on hand.** (2026 Administrative Clarification for the 2026 Concours Season) Apprentice Judges, are also required to attend this meeting.

**1. Announce and/or Confirm Judging Assignments**

*Whenever possible*, the Chief Judge should make judging assignments well prior to the day of the event in accordance with the known expertise of each Judge as well as their JCNA certification. If that has not been possible, the Chief Judge must assign each Judge to those areas with which that Judge is most familiar. Judges must be physically capable of examining the component area assigned. (See Chapter III, J2 and J3, Page III-13). The Chief Judge must provide individual teams with lists of cars and classes that they are to judge. **It is recommended that the Chief Judge utilize the Judging Team Assignment sheets which can be found at the end of the Appendix or on the JCNA website.** (2026 Administrative Clarification for the 2026 Concours Season)

**2. Review the Day’s Procedures**

Review the day’s scheduled events: Concours events; close of registration; rags down; judging start; lunch; awards presentation and departure. Settle any questions.

### **3. Review Basic Rules**

The Chief Judge must review the basic JCNA rules with the Judges, especially those regarding the application of non-authenticity deductions and the Entrant's right to contest each such non-authentic deduction by providing suitable documentation regarding authenticity. See that such rules are applied in a responsible and reasonable manner. Have at least one current Rule Book available per team as well as extra copies of non-authentic deductions and Judges' Guides and JCNA Seminar Technical Bulletins\* where appropriate.

Only that bulletin content, which quotes or copies information from the Jaguar Cars documents, listed in Table C-1, is permitted for validating feature and component authenticity.

### **4. Designate Alternate Certified Judges**

It is highly recommended that one or more alternate Certified Judges be available on a stand-by basis the day of the event.

### **5. Advise Teams to Walk the Site**

Judges should have the opportunity to walk the Concours site prior to the commencement of formal judging in order to obtain an idea of the overall quality and location of the entries.

**Note:** The Chief Judge must determine, and announce to all Entrants, whether the Jaguars must be presented with their doors, boot lid and bonnet opened or closed.

### **6. Announce Lunch Break Procedures**

To reduce the possibility of lost time due to lengthy lunch breaks, it is the Concours Chairperson's responsibility to see that the Judges are provided with sufficient time for lunch and are ready to resume judging ON TIME.

### **7. Direct Judges - No Eating, Drinking, Smoking, or Touching**

Judges must do their eating and drinking before or after judging. Judges must not smoke around the Jaguars during judging. Remind Judges that, when required, they must ask the Entrants to open and close the doors, bonnet and boot lid, etc., and are never to touch the cars without the Entrant's permission.

### **8. Advise Judges to Remain on Site Until Excused**

All Judges must refrain from drinking alcoholic beverages and must remain at the Concours site until the Chief Judge determines:

- a. All cars that were to be judged, have been judged,
- b. No re-judging is required, and
- c. There are no problems with the submitted score sheets.

## **I. FIELD PROTOCOLS FOR JUDGES**

### **1. Judges and Spectators**

While judging is in progress, all spectators MUST be kept clear of the Jaguars and out of the Judges' way. The parking staff can be of help in this matter.

### **2. Alcoholic Beverages**

Clubs must not provide alcoholic beverages during judging. Judges must not imbibe until the Chief Judge determines there is no further need for their services as Judges.

## **J. THE JUDGE, THE SCORE SHEET AND SCORING**

### **1. Number of Score Sheets**

Champion and Special Divisions use four score sheets, Driven Division uses three score sheets.

Each Judge on the team uses one of the component score sheets per Jaguar, filling in only the areas pertaining to the component that Judge is judging (e.g., DHC/OTS or Sal/FHC). The Judging Team Leader must oversee the completion of the OV score sheet.

## 2. Use Current Score Sheets

**The Concours Chairperson and/or the Chief Judge Must BE CERTAIN that THE CORRECT, CURRENT JCNA SCORE SHEETS ARE USED.** Score sheets are located in the back of the Rule Book. They can also be obtained from the JCNA Sanctioning Chairperson or downloaded from the JCNA web site.

**Note:** As a space saver, the score sheets included in the Rule Book have been printed front-to-back. For judging purposes, score sheets must be printed separately. Component areas may be combined on one sheet or printed on individual sheets at the discretion of the Chief Judge.

## 3. Cross out or remove Non-judged Score Sheet Sections

Sections on the score sheets that are excluded from judging in the Special or Driven Division must be crossed out either by the Judge or the team preparing the score sheets. **NO POINTS ARE TO BE DEDUCTED FOR NON-JUDGED SECTIONS.** The total of the remaining items must equal 100%, and Judges must proceed with the evaluation as usual.

## 4. Score Sheet Calculations

The score sheet is based on a negative system where the Judge simply writes down the deductions for the discrepancies, that are observed. Judges must not do ANY calculating or totaling of deductions on the score sheets. The Scorers are responsible for tallying the score sheet figures.

## 5. Judges' Supplies

Judges should have clipboards, pencils, (with erasers) and perhaps some scrap paper for making notes.

## 6. Examine the Score Sheet Heading

Before beginning the judging process; it is essential that the Judges examine the tops of the score sheets to determine that all the information (particularly the Entrant's name and Jaguar body style) is complete and correct. Judges must draw lines through the **MAXIMUM DEDUCTION/BODY STYLE'S COLUMN THAT IS NOT APPLICABLE** to the Jaguar being judged. This will prevent writing deductions in the wrong column. **Judges are also required to make sure the component pages have the Judge's Name and JCNA number and is legible.** (2026 Administrative correction for the 2026 Concours Season)

## 7. Determine if the Entrant is Present

It is the responsibility of the Judging Team Captain to ascertain that the Entrant or member of the Entrant's family is present and so note on the score sheet in the box provided for this purpose.

## 8. Minimize Scoring Entry Errors

To minimize scoring errors, where less than a whole point is deducted, the Judge must place a dash line or a "0" in front of the decimal point, e.g., "-.4" or "0.4". For whole numbers, the Judge must place a dash line or a "0" after the decimal point, e.g., "4.-" OR "4.0". Improperly drawn zeros are often mistaken for the numbers 6 or 9.

## 9. Fill in All the Blanks

To assure the Scorekeepers that a Judge has not forgotten to evaluate a particular item; all blanks on the score sheets must be filled in. Either draw a line or a slash “/” through any empty portion of the boxes where no deduction is made.

**Ensure that all Cleanliness and Condition deductions have had the proper notations made regarding their location.**

## 10. Handicap Points

No handicap points are allowed for age, odometer reading, or mileage driven to a Concours.

## 11. Mandatory Penalties

Mandatory penalties must be deducted for items or materials judged to be non-authentic. Mandatory deductions for specific items are covered in Chapter VI, Judge’s Guide for Scoring Non-Authenticity and the Quick Reference Guide.

## 12. Points Per Defect

The Points Per Defect shown on the score sheets are minimums. If a Judge considers a particular defect to be more extensive than the minimum allows the Judge may take off more points than the minimum. Do not deduct less than the minimum required deduction, e.g., deducting 0.05 when the minimum is 0.1. The points per defect shown on the score sheet have minimums and some have maximums. **It is the Component Judge's responsibility to ensure the deduction is not less than the minimum or more than the maximum allowed.**  
(2026 Administrative Clarification for the 2026 Concours Season)

## 13. Noting the Location of Cleanliness and Condition Deductions

Each component judging sheet has a C&C Deduction Locations box where the Judge must note the location and briefly describe each of the major cleanliness and/or condition discrepancies where deductions have been given. This section is of great interest and importance to Entrants who want to correct every discrepancy prior to the next Concours.

## 14. Score Sheets During Judging

Except for the Entrant’s initialing non-authentic deductions at the time of judging, score sheets must not be made accessible to the Entrants for examination for any reason at any time on the day of the Concours d’Elegance.

## 15. Score Sheets After Judging

Score sheets submitted by the Judges at a Concours as final and complete must not be subject to any substantive alteration except by the Chief Judge after consultation with the individual Judges or the Judging Team involved. The Chief Judge must, however, correct mathematical errors, tallying errors, and/or deductions that are not in accordance with the prescribed minimum or maximum deductions.

## 16. Scorers

Scorers should be prepared to begin calculating score sheets shortly after judging has begun. Ensure that the Scorers have a quiet area to work in. **UNDER NO CIRCUMSTANCES** are spectators and/or Entrants to be allowed near the Scorers. It’s a good idea to staple the score sheets together as soon as they arrive at the Scorer’s area.

## 17. Score Calculations

All scores should be calculated twice independently by the Scorers for accuracy and by a third Scorer if the first two calculations disagree.

## 18. Completed Score Sheets

As the Scorers finish their calculations, score sheets should be arranged by Class, from lowest to highest score on top. This allows the Chief Judge to keep a constant check on how quickly judging is progressing. Cross-referencing the Judging Schedule reveals if any score sheets are missing.

## 19. The Entrant and the Score Sheets

**NEVER, NEVER** release score sheets to the Entrants at the conclusion of the event. Unless the scores are transcribed elsewhere, there may be no way to double-check the scoring, nor will there be a record of scores to post on [www.jcna.com](http://www.jcna.com). In addition, if score sheets are released, arguments may develop between Entrants and the Chief Judge or other Judges.

## 20. Score Sheets after the Concours

At the conclusion of the Concours, the score sheets must be retained by the Chief Judge, so they can be reviewed again and, if necessary, correct any additional mathematical or administrative errors. If this review process changes the standings that were announced at the Concours awards ceremony, the Chief Judge and the Concours Chairperson will have to exercise the utmost diplomacy in notifying the Entrants affected and, if appropriate, arrange an exchange or return of trophies.

Entrants, competing for Regional or North American standings, are very eager to receive their score sheets in order to correct discrepancies prior to their next event. The Chief Judge, or their designee, **MUST** send the **ORIGINAL** score sheets to the Entrants, as soon as possible but not later than twenty-one (21) calendar days following the Concours. Score sheets, from Concours held after November 9th, must be sent to Entrants no later than December 1st. Scores must be posted on [www.jcna.com](http://www.jcna.com) as soon as possible, but no later than twenty-one (21) days after the Concours and no later than December 1st. If a waiver to this policy is requested, it must be submitted to the Concours Committee prior to the end of the 21-day deadline. The Chief Judge, or their designee, must retain copies of the score sheets for club records for at least one year following the Concours.

The Host Club's Chief Judge, or their designee, must notify the JCNA Concours Committee Chairperson that the results are ready for review and are ready to be made official. In accordance with Chapter I, B4e, Page I-2, Scores only become official once the posted scores have been reviewed and approved by the JCNA Concours Committee. Scores not submitted within the 21-day requirement, could be subject to a delay in being finalized. (2026 Administrative Clarifications for the 2026 Concours Season)

**The Protest Committee must also be notified of any outstanding protests when the scores are submitted on the JCNA web site.** (2026 Administrative Clarifications for the 2026 Concours Season)

## K. FORMAL SCORE POSTING AND CORRECTIONS

The Chief Judge, or their designee, is responsible for correctly posting the scores on the JCNA web site. Two reports are required: the Concours Scores Report and the List or Roster of each Club's Judges for compliance with the minimum number of Certified Judges. (See Chapter I, B4d, Page I-2)

These reports are posted by going to:

<http://www.jcna.com/clubadmin/add-event-score?destination=clublogin>

**Note 1:** You must log in as your club, e.g., "SE00", and not your personal login. If you are not sure what your club's log in is, contact [webmaster@jcna.com](mailto:webmaster@jcna.com).

**Note 2:** JCNA Numbers are required when posting scores on the JCNA website. If JCNA numbers are not available when posting results, they must be looked up using the Online Scoring System "look up" function. For new members, without JCNA numbers, contact the webmaster, [webmaster@jcna.com](mailto:webmaster@jcna.com), with the names of the new members.

Concours Entrants listed without JCNA numbers must be considered non-members. Clubs must forward the Non-Member Event Membership Form and Fee to JCNA for all entrants who are not members at the time of the event. Their scores must not be counted towards Regional or North American championship points. (See Chapter I, E. Release of Liability Statement, Page I-3 and Chapter IV, A3, Note, Page IV-2).

## L. FINALIZING CONCOURS SCORES

**Once the Concours is concluded, and both Entrants scores and Judging assignments HAVE BEEN posted on the JCNA web site, the Chief Judge or their designee MUST send an email to the JCNA Concours Committee Chairperson at CC@JCNA.com and request a results review. Be sure to include information on any submitted protests that are pending review by the Protest Committee as these may require an update of an Entrant's currently recorded score.** (2026 Administrative Clarification for the 2026 Concours Season)

## M. JUDGES' ROSTER AND JUDGES' REPORT

The Chief Judge, or their designee, is responsible for updating the club's Judges' Roster as soon as possible after the club's mandatory Judge's School and prior to posting scores. After posting the scores, fill in the online Judges Report; the system will ask who judged each class.

## N. THE JUDGE AND THE JAGUAR

**ALL JUDGES SHOULD KEEP IN MIND THAT JAGUARS WERE CONCEIVED AND BUILT TO BE DRIVEN. THERE ARE DEFECTS IN THE MANUFACTURING PROCESSES AND DEFECTS CREATED THROUGH USE. THEREFORE, IT IS ESSENTIAL THAT PENALTIES BE APPLIED IN PROPORTION TO THE CAUSE AND SCOPE OF THE DEFECT.**

### 1. Competitiveness of the Jaguars

The competitiveness of the Jaguars being entered throughout North America in the JCNA sanctioned Concours d'Elegance has risen considerably in recent years. The judging teams face the enormously difficult task of competently and quickly scoring exceptionally well restored and prepared Jaguars, some of which may be separated by less than a tenth of a point in scores.

### 2. Judge's Posture

Judges are permitted to stand, bend over at the waist, or kneel to inspect judged items.

### 3. Judge Touching the Jaguar

While judging is in progress Judges are forbidden to touch the Jaguar without the Entrant's

permission. Due to liability considerations, Judges are forbidden to sit inside the Jaguar at any time during judging.

#### **4. Dress Accordingly**

Judges should avoid wearing large belt buckles or articles of clothing with metal trim or zippers. These items may damage paint or upholstery as the Judge bends over to judge an item. Pendants or other such jewelry should be removed during judging.

#### **5. Exterior Judge's Authority**

The Exterior Judge has the authority to require the bonnet, doors, windows and boot be opened or closed in order to properly evaluate the fit and finish of the bodywork.

#### **6. Confer with Fellow Judges**

##### **a. Confer on Technical and Authenticity Points**

Judging teams must confer among themselves on technical points and share their individual knowledge to validate authenticity or non-authenticity wherever it is noted. Confer with fellow Judges or request assistance from the Chief Judge or the Chief Judge's designee where personal knowledge is lacking.

##### **b. Comparing Entries**

Judges must not compare one entry with another within hearing of any participant. This sort of conversation must be held privately.

##### **c. Care in Assessing Large Condition and Cleanliness Deductions**

Judges should take advantage of the expertise and experience of all team members by conferring with them before assessing large (1.0 point or greater per item) cleanliness or condition deductions.

### **O. THE JUDGE AND THE ENTRANT**

#### **1. Responsibility of the Judge and the Entrant**

It is the responsibility of the Entrant to present an authentic well-prepared Jaguar; it is the responsibility of the Judges to recognize and confirm the Jaguar's authenticity. It is incumbent upon the Entrant to furnish proof of authenticity when the Judge questions any point of authenticity. The role of the Judge must not be to prove the non-authenticity of an item, but to determine the validity of authenticity of an item, based on the evidence submitted **contained in Jaguars Cars published literature for validation.** (See Ch. III, O2, Page III-1) (2026 Administrative Clarification for the 2026 Concours Season)

**JUDGES MUST REMEMBER THAT THEY ARE EVALUATING THE ENTRY, NOT THE ENTRANT.**

#### **2. Authentic Options**

Authentic options are listed in official Jaguar publications or official Jaguar sales literature. Only written proof from those sources, from JCNA approved Judges' Guides or from specific portions of JCNA Seminar Technical Bulletins\* (**See Ch III, A3, Page III-1**) is acceptable in validating such items. Factory items offered as standard must be correct for the year and model presented. (See Chapter VI, A4, Page VI-1 and Appendices C and E). (2026 Administrative Clarification for the 2026 Concours Season)

\* Only that bulletin content, which quotes or copies information from the Jaguar Cars documents, listed in Table C-1, is permitted for validating feature and component authenticity.

#### **3. Entrant Documentation**

If an Entrant anticipates that a Judge may question the authenticity of particular features or

components of their Jaguar, that Entrant must bring official documents to validate those items. If there is some aspect of the Entrant's Jaguar that is unusual or difficult to imagine being authentic, it is incumbent upon the **Entrant** to prove the item's authenticity beyond a doubt. If the Entrant does not provide a convincing document or explanation, the Judge is free to draw their own conclusion. (See Appendix C).

#### **4. Entrant Showmanship**

No credit is to be given or points deducted for an Entrant's showmanship in displaying the Jaguar, such as decanters, glasses or flowers in vases on the trays of the saloon models, horizontal alignment of the word "Jaguar" on hubcaps or any other special efforts or displays. Factory shop manuals and spares catalogues, along with introductory advertising brochures, are not to be judged, although they may be used for authenticity reference.

#### **5. Required Conversation Between the Judge and the Entrant**

Judge's questions may arise concerning originality or authenticity that **MUST** be discussed with the Entrant **BEFORE FINALIZING THE ACTUAL DEDUCTION** on the judging form.

Questions concerning an item's originality or authenticity **MUST** be discussed with the Entrant **BEFORE FINALIZING THE ACTUAL DEDUCTION** on the judging form.

If a Judge has any questions about an item's originality or authenticity, those concerns must be discussed with the Entrant before determining whether or not to make the corresponding mandatory deduction.

#### **6. Extraneous Conversation Between the Judge and the Entrant**

Judges must not engage in extraneous conversation with Entrants during judging; such conversation slows the judging process. Some Entrants may see conversation with the Judge as an opportunity to "sell" the Jaguar or to excuse the appearance of an item. A vocal, persuasive, and persistent Entrant must be politely warned not to continue to disrupt the judging process. If such behavior continues, judging must be suspended and the Entrant's conduct reported to the Chief Judge.

#### **7. Judge Non-Authenticity Notifications and Entrant Acknowledgement**

##### **a. Entrant must be Given the Opportunity to Prove Authenticity**

Each team Judge who believes a certain feature(s) or item(s) to be non-authentic must inform the Entrant and give the Entrant, the opportunity to present **Approved** documentation proving the authenticity of the feature(s) or item(s) being questioned. **(See Ch III, A3, Page III-1)** If the Entrant does not or cannot prove authenticity to the Judge's satisfaction, the Judge must list it/them and the mandatory deduction(s) on the score sheet (in the non-authenticity box) and **Have the Entrant Initial Each Entry.**  
(2026 Administrative Clarification for the 2026 Concours Season)

##### **b. Failure to Inform the Entrant**

Failure to inform the Entrant of a deduction and/or secure the Entrant's initials invalidates the deduction. If the Entrant chooses not to initial the deduction, the Chief Judge must be informed immediately.

##### **c. Refusal to Acknowledge a Non-Authentic Deduction**

Refusal by the Entrant to acknowledge a non-authentic deduction by initialing it is grounds for the Entrant's disqualification. If the Entrant does not agree with the non-authenticity deduction, the Entrant must be informed that their initials do not constitute

agreement with the Judge's assessment but instead, only that they were given the opportunity to document the authenticity of the item. Advise the Entrant that they have the right to lodge a protest and to present facts and/or documentation for the JCNA Protest Board's consideration. The Protest Board Chairperson's address is listed in the *Jaguar Journal's* club page and on the CONTACTS page of the JCNA web site.

- d. Be sure to consult with other Team Judges or the Chief Judge before asking the Entrant to remove items that are believed to be non-authentic.

## **8. Serious Entrants**

Once judging is complete, the Judge must keep in mind that an Entrant in a Concours is generally very serious about the Jaguar being shown and welcomes the benefit of the Judge's knowledge.

## **9. Entrant Who Argues**

Judges are advised to avoid confrontations with an Entrant who is prone to argue about deductions. If the Entrant persists, they must be referred to the Chief Judge and/or be politely reminded of their prerogative to file a formal protest. (See Chapter IV, Heading J, Page IV-9).

If the Entrant continues to argue with a Component Judge or Team Lead, the Chief Judge has the discretion to disqualify the Entrant for "unsportsmanlike" conduct.

## **10. Judge's Decision is Final**

The decision of the Judge(s) is **FINAL**. A Judge must not be subjected to any pressure because of the Judge's scoring and application of the JCNA rules.

## **11. Influencing Judges**

ANY ENTRANT, OR THEIR REPRESENTATIVE, WHO INTENTIONALLY TRIES TO INFLUENCE A JUDGE OR JUDGES BY OFFERING VERBAL OR WRITTEN INFORMATION OR BY DISPLAYING MATERIAL WHICH WOULD DISCREDIT ANOTHER ENTRY DURING THE CONCOURS MUST BE DISQUALIFIED FROM THE CONCOURS.

# **P. REJUDGING**

## **1. Reevaluating the Jaguar**

Rejudging of one or more classes, individual Jaguar(s) or individual component areas may be warranted under circumstances such as:

### **a. Resolving Complaints**

If an Entrant has a complaint relating to the consistency of judging, the Chief Judge and the Judges involved may choose to settle the issue on the field with or without re-judging. In either case, the local club's choice as to how to settle the complaint, with or without re-judging, is up to the Chief Judge and the Chief Judge's decision is final.

### **b. Resolving Ties**

If two Jaguars in the same class, at a club Concours, are awarded identical scores, those cars may be re-judged; however, JCNA does accept tie scores from club Concours.

### **c. Resolving Protests**

Every effort must be made to resolve an Entrant's protest on-site. Protests that cannot be resolved must be dealt with according to the rules as JCNA provides through the Protest Committee as stated in Chapters III, P4, Page III-20 and Chapter IV, J, Page IV-9.

## 2. Leaving the Concours Field

Except in unusual circumstances, competing Jaguars must not be allowed to leave the Concours field until the conclusion of the Concours or until judging and scoring have been completed in the class entered or as determined by the Chief Judge. Entries that leave the field prematurely (for whatever reason except due to unusual circumstances as determined by the Chief Judge) must be eliminated from the competition, if those Entrees or the class in which they were entered require re-judging.

## Q. COMPLAINTS AND PROTESTS

Complaints or protests that cannot be resolved during the Concours, must be dealt with utilizing the Protest Procedures as addressed in this section.

**Note: This section is also presented in the Entrant's chapter, Chapter IV.**

### 1. Protests

The protest process is intended to allow Entrants to question the manner in which their Entry was judged and/or the deductions made during the judging. Depending on its nature, the protest may be made on the day of the event or as noted in item 4 of this section.

### 2. Settling On-Site Complaints or Protests

If, during a Concours, an Entrant voices a protest or complaint relating to any aspect of the judging of the class or of their Entry, the Chief Judge and the Judges involved must strive to settle the issue courteously and fairly on-site, prior to the awards presentation. If warranted, re-judging the Entry, or the entire class, is an option. Local club procedures must prevail and the Chief Judge must make the final decision.

### 3. Formal Protest

An Entrant's protest or judging dispute, that cannot be satisfactorily resolved at the local level, may be appealed to the JCNA Protest Committee for a decision.

Subjective deductions made during the concours by a Certified Judge are not addressed by the protest committee. They may only be addressed with the local Chief Judge and the Certified Judge who made the deductions.

### 4. Filing Protests

#### a. Time Requirement for Filing Out a Protest Form

An Entrant's protest must be filed with the JCNA Protest Committee Chairperson within **30 days of receipt of the score sheets** for the protest to be considered. The address for the JCNA Protest Committee Chairperson is listed in the Jaguar Journal's Club Page and on the CONTACTS page of [www.jcna.com](http://www.jcna.com).

#### b. Where to Send the Protest Form

When an Entrant files the protest with the Protest Committee Chairperson, a copy must also be sent to the Chief Judge of the event. Following this procedure helps expedite the protest resolution process. When possible, the host club must assist in the investigation and resolution of the complaint.

### 5. Concours Protest Committee and Unresolved Protests

Only the JCNA Protest Committee has the authority to rule on:

- a. Unresolved Entrant authenticity claims
- b. Judging procedures
- c. Administrative **or procedural** concerns (2026 Administrative Clarification for the 2026 Concours Season)

The Protest Committee cannot change a deduction by a Judge if a rule was not broken.

## **6. Protest Committee Responses**

As soon as the Protest Committee reaches a decision, the Entrant filing the protest is notified of the ruling by e-mail (if possible), followed by a formal letter from the Protest Committee Chairperson. If the ruling results in a Concours score change, the person in charge of Concours Scores Recording must be notified. The Editor of the *Jaguar Journal* is also notified in order for the results of the protest to be published in the *Jaguar Journal*.

## **7. Non-Entrant Questions**

Anyone, whether a JCNA member or not, who is not participating as an Entrant or representing an Entrant, who has a question regarding the conduct of a JCNA Concours or the application of Concours Rules, must address that question directly to the event Concours Chairperson or the Chief Judge. If the question is not answered to that person's satisfaction, it must be forwarded to either the JCRC or the JCC Chairperson, as appropriate, for a response.

**Notes:**

## Chapter IV Instructions and General Rules for the Entrant

This chapter contains rules for the presentation of Entries and guidance for the interaction between the Entrant and the Judges during the Judging process. Entrants are especially encouraged to familiarize themselves with the contents of this chapter.

**Concours Chairpersons are encouraged to include this chapter in the Entrant's packet.**

### A. REGISTRATION AND ENTERING THE CONCOURS

#### 1. Entrant Definition

The Entrant is the person who registers the Entry. The Entrant must be:

- a. An individual or joint title holder of the Entry, or;
- b. An employee of a business or institutional title holder of the Entry who has been assigned its regular use, or; (See Note below).
- c. A lessee of the Entry, or;
- d. An immediate family member of one of the above.

**Note:** This circumstance applies specifically to a business or institution that leases one or more Jaguars and assigns each (by a legal document) for extended custody and regular use by an individual employee.

Under whichever of these categories the Entrant qualifies, all requirements of legal ownership or entitlement must have been met by the Entrant in their state or province of residence or in the state or province of the Entry's registration. If requested by a Concours official, that ownership or entitlement must be proven by presenting either the Entry's title or registration. Dealers and professional restorers may register their personal Entries for judging; however, they, too, must be prepared to show title or registration documents, proving their ownership of the Entry.

The Entrant, or an immediate family member, must present the Entry for judging and answer the Judges' questions. In the historical spirit of Concours d'Elegance, Entrants must refrain from registering Entries solely for economic or commercial gain. "For Sale" signs will not be allowed.

At the discretion of the host club, Jaguar dealers and professional restorers may be encouraged to present new, rare, or historically significant Entries and register them for Display Only Division. Display Only Jaguars must not be judged as part of the JCNA competition.

#### 2. Entrant Requirements for Score Qualification

In order for Concours scores to qualify for year-end awards, the Entrant must be a member of a JCNA affiliated club or a Member-at-Large at the time the scores are earned. Non-JCNA members may enter JCNA Concours and, at the host club's discretion, non-JCNA members may be awarded Club trophies but not JCNA trophies. The non-JCNA members scores must not be counted towards Regional or North American Champion or Driven Division points. (See Chapter IV, A3, Note, Page IV-2).

### **3. Non-JCNA Member Registration Entry Fee**

If the Entrant is not a JCNA Member, then the Special Event Non-Member Registration Form must be downloaded from the JCNA web site, filled out and sent to JCNA along with a check for \$20.00 within 72 hours after the end of the event.

This form must be executed and fees paid by all non-JCNA members prior to registering and participating in any JCNA Sanctioned Event. One \$20.00 fee plus any local club entry fees covers all competitions held during this event (e.g., rally, slalom, and Concours). Special Event Membership permits the Entrant to compete for Local Event awards but not for JCNA Regional nor for JCNA North American Championship Event Awards. This form, along with the payment, must be sent to JCNA within 72 hours after the end of the event.

Failure to sign the release and pay the fee will prevent any non-JCNA member from participating in the event or being allowed on to the event field. Failure to enforce this restriction will result in voiding the affiliate's insurance coverage for any claims made by this Entrant.

**Note:** Within 72 hours after the end of the event, if the non-JCNA member decides to directly join JCNA or JCNA and the local affiliate club, and submits membership dues either on-line to JCNA or to the local club for both JCNA and the local club's dues, the Entrant's scores will be submitted to JCNA within the standard two-week submission time. JCNA will expedite the processing of the Entrant's application so the Entrant will have a JCNA number in time to have the Entrant's scores properly recorded. The non-JCNA member's \$20 fee will be returned or credited towards the new member's dues once the membership application is received by the local club.

### **4. Registration Timing**

Entrants are encouraged to register as early as possible. Early registration reduces assignments.

### **5. Registration Cut-off and Late Entries**

It is the Entrant's responsibility to be aware of, and adhere to, the published registration cut-off time. Neither the Concours Chairperson nor the Chief Judge is under any obligation to allow latecomers to compete. Certain venues will absolutely prohibit late entry. The Chief Judge has final authority and must weigh the potential safety hazards and inconvenience of moving one or more cars through a crowded judging area. When allowed, Entries granted late access, must be driven cautiously, and escorted, on foot, by a safety observer.

### **6. Entrant's JCNA Number**

Correct JCNA Membership Numbers are very important for crediting Concours scores to the proper Entrant and Entry for the calculation of both Regional and North American Championship standings. Entrants are to provide or verify their JCNA Membership Numbers on the Concours Registration Forms and use the name as shown on the Entrant's or Judge's JCNA Membership Card.

## **7. Dual Club/Associate Membership**

Being an Associate Member of another club entitles the member to all the membership benefits of the other club, but does not entitle the member to be assigned a second JCNA number for that club.

## **8. Score Sheet Verification**

Prior to the commencement of judging, if the information has not already been filled in, each Entrant must fill in the required information at the top of each score sheet or verify that all pre-entered information is correct, including their JCNA numbers.

# **B. ENTRANTS DURING THE CONCOURS**

## **1. Rags Down**

All Entrants must be instructed by the Chief Judge to cease preparation of Entries at a predetermined, published time, referred to as “Rags Down”, before judging begins. The term “Rags Down” refers to the discontinued application of any device used in the performance of further cleaning the vehicle.

After the initial “Rags Down” warning announcement, the subsequent failure of any Entrant, family member, associate or any other non-related individual, present at the event, to heed and abide by that warning and not follow the “Rags Down” Requirement, will subject that Entrant’s continued participation in that event to the Immediate review by the Chief Judge and may result in that Entrant’s immediate, irrevocable disqualification for that event. Such disqualification once invoked, cannot be withdrawn for that event.

## **2. Score Sheets During the Concours**

Except during the required initialing of non-authentic deductions, completed score sheets must not be made accessible to Entrants, for any reason, on the day of the Concours. Entrants are also restricted from entering the scoring area.

## **3. Entrants Presence During Judging**

It is the responsibility the Judging Team Captain to ascertain that the Entrant, or member of the Entrant’s immediate family, is present while the Entry is judged, and ask each member of the judging team to so note on the Score Sheet they are using.

## **4. Providing Documentation**

If an Entrant anticipates that a Judge may question the authenticity of particular features or components of their Entry, that Entrant should, where feasible, bring official documents to validate those items. If there is some aspect of their Entry that is unusual or difficult to imagine being authentic, it is incumbent upon the Entrant to prove its authenticity beyond a doubt. If the Entrant does not provide a convincing document or explanation, the Judge is free to draw their own conclusion. (See Appendix C).

## C. PRESENTING THE JAGUAR FOR JUDGING - ALL DIVISIONS

### 1. Doors, Bonnets, and Boot Lids

The Chief Judge must announce whether Entries are to be initially presented with their doors, bonnets, and boot lids opened or closed.

**Note:** For Driven Division, see Chapter IV, E., Engine Verification, Page IV-6.

### 2. Soft Tops, Windows, Tonneaus, and Boot Covers

Champion and Driven Division Entries with open or drophead configurations must have their soft tops erected when presented for judging. Windows must be in the shut position and, where applicable, side curtains, tonneaus, and boot covers must be displayed nearby for judging.

#### a. Special Division Soft Top Exemptions

*Special Division Classes S1/PD and S4/CONT when referring to continuation vehicles which were original factory cars without tops, such as the C-Type, D-Type, XJ13, etc., are exempt from this requirement.*

#### b. Special Division Classes S2/MOD

When items are removed, such as the soft top, to be counted as a deductible item, any evidence of their prior existence must not be visible. *Whether modified or authentic, when a soft top is present, the soft top must be erect for judgement of fit and finish.*

#### c. Unavoidable Soft Top Creasing

*Providing there is no material damage, do not deduct for such unavoidable design creasing, compressing or rubbing of soft tops.*

### 3. Hard Tops

Hard tops, either factory optional or aftermarket, except as fitted to the XJS Cabriolet, are NOT acceptable for judging.

### 4. Rear Portion of the Interior and Factory Original Cargo Cover

#### Champion Division:

- **For E-Type Fixed Head Coupe and 2+2 models the boot area is part of the interior, the rear hatch is to be opened for judging.** (2026 Administrative Clarification for the 2026 Concours Season)
- **For vehicles, such as station wagons (Shooting Brakes/Sport Brakes) or SUVs with retractable covers, the covers are to be extended for judging. Once judged in the extended mode, the cargo cover may be retracted for ease of judging the lower area.** (2026 Administrative Clarification for the 2026 Concours Season)
- **Fixed covers that are lifted by the raising of the rear hatch cover by means of a string or other suspension items, may be disconnected from the raised rear hatch for judging.** (2026 Administrative Clarification for the 2026 Concours Season)
- **Fixed covers that are lifted as part of the rear hatch cover, such as the 2007-2015 XK models, do not need to be disconnected from the raised rear hatch for judging but the surface of the cover is to be judged through the glass.** (2026 Administrative Clarification for the 2026 Concours Season)

## **Driven Division:**

- **For vehicles in which the boot area is part of the interior and the rear area is not covered by a cargo cover, such as E-Type fixed head coupes and 2+2 models, the rear interior is to judge without opening the rear hatch.** (2026 Administrative Clarification for the 2026 Concours Season)
- **If the cargo cover is in place, the cargo area is not to be judged. If the cargo cover is not in place, the cargo cover is to be judged as missing or non-authentic and the cargo area must be judged to the extent practical, by the interior judge without opening the cargo hatch.** (2026 Administrative Clarification for the 2026 Concours Season)

## **5. Floor Mats and Seat Covers**

After-market floor mats and seat covers ARE NOT judged. Carpets, factory-installed floor mats and primary seat coverings ARE judged. **Entrants must remove all floor mats and seat covers** in order for the Judges to judge the authenticity, condition and cleanliness of the carpeting and seats.

## **6. Small Compartments**

Gas cap lids, glove boxes, and similar covered compartments are to remain closed. The interiors of these compartments are not to be judged. The interiors of uncovered compartments, “cubbies” and under-dash shelves (as found on XK150s and Series 1 E-Types and MK 2s) are subject to judging.

## **7. Authentic Options**

Authentic options are listed in official Jaguar publications or official Jaguar sales literature. Only written proof from those sources, from JCNA approved Judges’ Guides or from specific portions of JCNA Seminar Technical Bulletins\* is acceptable in validating such items. Factory items offered as standard must be correct for the year and model presented. (See Chapter VI, A4, Page VI-1 and Appendices C and E).

- \* Only that bulletin content, which directly quotes or copies information from the Jaguar Cars documents, listed in Table C-1, is permitted for validating feature and component authenticity.
- \* **However, some cars have been seen to deviate both by chassis number as well as production date from the information stated in the Service Bulletins, and may very well be authentic. (See Ch III, A3, Page III-1)** (2026 Administrative Clarification for the 2026 Concours Season)

## **8. Entrant Showmanship**

### **a. No Extra Credit for Showmanship**

No credit is to be given or points deducted for an Entrant’s showmanship in displaying the Jaguar, such as decanters, glasses, or flowers in vases on the trays of the saloon models, horizontal alignment of the word “Jaguar” on hubcaps or any other special efforts or displays.

### **b. Factory Manuals and Advertising Brochures-Not Judged**

Factory shop manuals and spares catalogues, along with introductory advertising brochures, are not to be judged, although they may be used for authenticity reference.

### **c. Refrain from Displaying Previously Won Trophies**

Entrants who choose to display previously won trophies must refrain from doing so until judging of their class has been completed. Trophies or awards won at the event may, at the Entrant’s discretion, be displayed on the field after the awards ceremony.

## **D. PRESENTING THE JAGUAR FOR JUDGING - CHAMPION DIVISION**

### **1. Tools and Owner's Manuals**

Tools (if appropriate to that model), jacking equipment, associated rolls, pouches, and containers plus other factory original accessories (grease guns, tire pumps, etc.) must be displayed. **If tools were optional for the model, they need not be displayed; however, if they are displayed, they are subject to judging.** Owner's Manuals and any associated stowage pouches or sleeves must also be displayed for judging.

### **2. Spare Tire Remains in Boot**

The spare tire must be displayed inside the boot. The Boot Judge must not request that the spare tire be removed to judge the compartment; however, the Entrant may have to loosen and raise or tip the spare tire in order for the Judge to compare the tire size, type and make/brand with the road tires, or judge the jack and jack handle or tool kit behind it.

When a spare tire cover is present, the Boot Judge must request that the spare tire cover be removed to judge the condition and cleanliness of the spare tire and the wheel.

## **E. PRESENTING THE JAGUAR FOR JUDGING - DRIVEN DIVISION**

### **Engine Verification**

Before formal judging of each Driven Division Entry begins, a member of either the OV team or the Judging team must first require the Entrant to open the entry's bonnet to verify it has a Jaguar engine and so note on the OV score sheet where a check box is provided. (See Chapter II, Section 1, A4, Page II-1).

## **F. PRESENTING THE JAGUAR FOR JUDGING - SPECIAL DIVISION**

### **Fire Extinguishers**

All competition cars must be equipped with fire extinguishers. (See Chapter II, B, Note 2, Page II-10).

## **G. ENTRANT - JUDGE INTERACTION**

### **1. Responsibility**

It is the responsibility of the Entrant to present an authentic well-prepared Jaguar; it is the responsibility of the Judges to recognize and confirm the Jaguar's authenticity. It is incumbent upon the Entrant to furnish proof of authenticity when the Judge questions any point of authenticity. The role of the Judge must not be to prove the facts, but to assess the claim of authenticity, based on the evidence submitted.

**JUDGES MUST REMEMBER THAT THEY ARE EVALUATING THE ENTRY, NOT THE ENTRANT.**

### **2. Serious Entrants**

A Judge must keep in mind that an Entrant in a Concours is generally very serious about the Jaguar being shown and should welcome the benefit of the Judge's knowledge.

### **3. Exterior Judge's Authority**

The Exterior Judge has the authority to require the bonnet, doors, windows, and boot (depending on the Division) be opened or closed to properly evaluate fit and finish of bodywork.

#### 4. Touching the Jaguar

While judging is in progress, Judges are forbidden to touch the Jaguar without the Entrant's prior permission.

#### 5. Required Conversation Between the Judge and the Entrant

Judge's questions may arise concerning originality or authenticity that **MUST** be discussed with the Entrant **BEFORE FINALIZING THE ACTUAL DEDUCTION on the judging form.**

If a Judge has any questions about an item's originality or authenticity, those concerns must be discussed with the Entrant before determining whether or not to make the corresponding mandatory deduction.

#### 6. Non-Authenticity Notification and Acknowledgement

##### a. Judges Who Believe an Item to be Non-Authentic

Judges who believe a certain feature(s) or item(s) to be non-authentic **must inform the Entrant and allow the Entrant the opportunity** to present documentation proving the authenticity of the feature or item being questioned. **(See Ch III, A3, Page III-1)** If the Entrant does not or cannot prove authenticity to the Judge's satisfaction, the Judge must list each such feature or item, and its corresponding mandatory deduction, in the non-authenticity box of the score sheet and **HAVE THE ENTRANT INITIAL EACH ITEM.** (2026 Administrative Clarification for the 2026 Concours Season)

##### b. Failure to Inform the Entrant

**Failure to inform the Entrant of a deduction and/or secure the Entrant's initials will result in the deduction being invalidated. If the Entrant chooses not to initial the deduction,** the Chief Judge must be informed immediately.

##### c. Refusal by the Entrant

Refusal by the Entrant to initial a non-authentic deduction is grounds for the Entrant's disqualification. The Entrant's initials do not constitute agreement with the Judge's assessment but **do acknowledge** that information regarding the deduction was received, and that the opportunity to document the authenticity of the item was given.

#### 7. Extraneous Conversation Between the Entrant and the Judge

Entrants must not engage in extraneous conversation with Judges during judging; such conversation slows the judging process. Some Entrants may see conversation with the Judge as an opportunity to "sell" the Jaguar or to excuse the appearance of an item. A vocal, persuasive, and persistent Entrant must be politely warned not to continue to disrupt the judging process. If such behavior continues, judging must be suspended and the Entrant's conduct reported to the Chief Judge.

#### 8. Influencing Judges

If, during the Concours, an Entrant, or a person acting on behalf of a particular Entrant, intentionally offers a Judge or Judges unsolicited information, or displays material that would clearly discredit a competing Entry, the Entrant must be disqualified.

#### 9. Entrant Who Argues

Judges are advised to avoid confrontations with an Entrant who is prone to argue about all deductions. If the Entrant persists, they must be referred to the Chief Judge and/or be politely reminded of their prerogative to file a formal protest. (See Chapter IV, Heading J, Page IV-9).

## **10. Judge's Decision is Final**

The decision of the Judge(s) is **FINAL**. A Judge must not be subjected to any pressure because of their scoring and application of the JCNA rules.

## **11. Resolving Ties**

If two Jaguars in the same class, at a club Concours, are awarded identical scores, those cars may be re-judged; however, JCNA does accept tie scores from club Concours.

## **H. THE ENTRANT AFTER THE CONCOURS**

### **1. Reviewing the Jaguar with the Entrant**

An Entrant who is seriously concerned and interested in improving their Entry and knowledge of the marque may request a Judge to review the Entry with them following the completion of the day's judging.

### **2. Leaving the Concours Field**

Except in unusual circumstances, competing Jaguars must not be allowed to leave the Concours field until the conclusion of the Concours or until judging and scoring have been completed in the class entered or as determined by the Chief Judge. Entries that leave the field prematurely (for whatever reason except due to unusual circumstances as determined by the Chief Judge) must be eliminated from the competition, if those entrees or the class in which they were entered require re-judging.

### **3. Returning Score Sheets to the Entrant**

The winning Entrants must be told their entry's score by the end of the Concours. The Concours Chairperson or Chief Judge **MUST** send the original score sheets to all the Entrants, as soon as possible but no later than twenty-one (21) days after the Concours. It is advisable that copies of the score sheets be kept for club records for at least one year following the Concours.

## **I. CONCOURS AWARDS AND DIVISIONS**

### **1. North American Awards**

At the conclusion of each JCNA Concours year, JCNA presents the North American Concours d'Elegance Awards three-deep, in each of the Champion, Special, and Driven Division Classes, to members of JCNA affiliates or JCNA Members-at-Large. These annual awards are determined by averaging the Entrant's three (3) highest scores during the Concours year. Scores achieved at the JCNA International Jaguar Festival qualify for inclusion in the three (3) score average. Entries competed in three or more JCNA Concours automatically become eligible for a North American award in their particular Division and Class. If an Entry's three (3) highest score average does not position it among the top three places of its class, then the Entrant's highest two (2) scores will be evaluated for a Regional Award.

No Entrant may receive both a North American and a Regional Award in any given year, in the same Class, for the same Entry.

No Entrant may enter the same vehicle in more than one class at a JCNA Concours.

## **2. Regional Awards**

Regional Awards are presented in each of the six JCNA Regions. These annual awards are determined by averaging the Entrant's two (2) highest scores achieved at JCNA sanctioned Concours within the Entrant's home region during the Concours year. Scores achieved at the JCNA International Jaguar Festival qualify for inclusion in the two (2) score average.

## **3. The Official Concours Divisions**

Each sanctioned JCNA Concours d'Elegance will provide for Entries in Champion Division, Driven Division, and Special Division Classes.

## **4. Unofficial Divisions**

"Display" is not an official JCNA Concours division but is a classification given to those Jaguars voluntarily positioned for viewing as a pre-planned part of the event. This type of participation is promoted to both add to the number and variety of Jaguars being shown and to encourage future Concours entries. Display entries are not formally judged, scored or given any competition points. However, Display participation (along with other specific JCNA competition events) qualifies as credit towards the Fred Horner Sportsman Award. For record purposes, member Display Entrants must be included when reporting Concours results on the JCNA Competition Results web page, with the annotation "Disp" in the Class field.

# **J. COMPLAINTS AND PROTESTS**

## **1. Protests**

The protest process is intended to allow Entrants to question the manner in which their Entry was judged and/or the deductions made during the judging. Depending on its nature, the protest may be made on the day of the event or as noted in item 4 of this section.

## **2. Settling On-Site Complaints or Protests**

If, during a Concours, an Entrant voices a protest or complaint relating to any aspect of the judging of the class or of their Entry, the Chief Judge and the Judges involved must strive to settle the issue courteously and fairly on-site, prior to the awards presentation. If warranted, re-judging the Entry, or the entire class, is an option. Local club procedures will prevail and the Chief Judge will make the final decision. Complaints or protests that cannot be resolved may be dealt with through the Protest Procedures that follow.

## **3. Formal Protest**

An Entrant's protest or judging dispute, that cannot be satisfactorily resolved at the local level, may be appealed to the JCNA Protest Committee for a decision.

Subjective deductions made during the concours by a Certified Judge are not addressed by the protest committee. They may only be addressed with the local Chief Judge and the Certified Judge who made the deductions.

## **4. Filing Protests**

### **a. Filing a Protest Within 30 Days**

An Entrant's protest must be filed with the JCNA Protest Committee Chairperson within 30 days of receipt of the score sheets for the protest to be considered. The address for the JCNA Protest Committee Chairperson is listed in the Jaguar Journal's Club Page and on the CONTACTS page of [www.jcna.com](http://www.jcna.com).

## **b. Sending a Copy of the Protest to the Chief Judge**

When an Entrant files the protest with the Protest Committee Chairperson, a copy must also be sent to the Chief Judge of the event. Following this procedure will help expedite the protest resolution process. When possible, the host club is to assist in the investigation and resolution of the complaint.

## **5. Concours Protest Committee and Unresolved Protests**

Only the JCNA Protest Committee has the authority to rule on unresolved Entrant procedural or administrative protests. Only Entrant protests regarding scoring, procedural, and administrative problems must be considered. The Protest Committee cannot change the Judges' scores if a rule was not broken.

## **6. Protest Committee Responses**

As soon as the Protest Committee reaches a decision, the Entrant filing the protest is notified of the ruling by e-mail (if possible), followed by a formal letter from the Protest Committee Chairperson. If the ruling results in a Concours score change, the person in charge of Concours Scores Recording must be notified. The Editor of the Jaguar Journal is also notified in order for the results of the protest to be published in the Journal.

## **7. Non-Entrant Questions**

Anyone, whether a JCNA member or not, who is not participating as an Entrant or representing an Entrant, that has a question regarding the conduct of a JCNA Concours or the application of Concours Rules, is to address that question directly to the event Concours Chairperson or the Chief Judge. If the question is not answered to that person's satisfaction, it is to be forwarded to either the JCRC or the JCC Chairperson, as appropriate, for a response.

# Chapter V

## Judges' Guide to Jaguar Evaluation

### A. OVERVIEW

#### 1. Judging to the Standard

In order for Concours scores to be meaningful in establishing North American competition standings, Judges throughout North America must judge each JCNA Concours Entry on the basis of a recognized **standard**.

That standard is, **“The Entry’s configuration and condition, must be as it was officially documented or intended to have left the factory”**. JCNA challenges its Concours Entrants, using original or authentic replacement parts and materials, to prepare and present their Entries to that **standard**. (See Chapters II and VI for allowable exceptions). The ultimate goal is to achieve a level of judging standardization such that any given Entry, judged by any JCNA Affiliate in North America, would receive an identical score.

This Chapter provides guidelines as to what Judges are to look at and generally what to look for. Items not up to the established standard must be assessed appropriate deductions (a review of the Chapter VI listings will provide reminders of other items subject to judging).

Entries are judged “as presented”. There must not be any allowances or exceptions for “en route damage”.

Clubs and individual Judges are prohibited from lowering the standards set forth in these rules. Choosing to ignore discrepancies and/or not perform required inspections and judging does a disservice to those Entrants who have taken the time and expense of preparing their Entries for an examination that would reward their attention to detail and distinguish them from any competition prepared to a lower standard. Evidence that a club is judging to a lower standard, or is deliberately excluding certain judged items from the judging process, can result in the voiding of the results of the affected classes.

#### 2. Cleanliness and Condition

Each visible item on all Entries must be judged for cleanliness and condition, except for the following:

- a. Front or rear suspension components
- b. The underside of the vehicle
- c. Inner sidewalls of road tires are not judged

#### 3. Authenticity

##### a. Items Judged for Authenticity

**All items on Champion Division Entries are to be** judged for authenticity (Driven Division Authenticity Exceptions are covered on Page II-6) Authenticity must be determined by judging individual components for:

- Original materials or authentic replacement materials
- Correct fasteners (e.g., bolts, screws, latches, etc.) of the correct size and type
- Correct patterns, shapes, fit, and positioning
- Correct colors, finishes, and plating
- Correct applicability to the model

**Note:** A single item/component, judged to have more than one non-authentic issue, such as both wrong configuration and finish, must only be given a single non-authentic deduction. However, the point deduction given must be the one with the highest point value associated with the non-authenticity issues observed.

**b. Replacement Parts**

Replacement parts, regardless of their manufacturer, are considered authentic only if they meet the exact specifications and appearance of the original item or material. Items must be visually indistinguishable from the original or have factory listed replacement part numbers.

**Exception:** Replacement parts, still available from Jaguar Cars under their original Part Number, but now having a different color or configuration than the original, are also to be accepted as authentic.

**c. Logos, Labels, Decals, and Dash Plaques**

Parts and accessories which, when properly installed, normally allowed the manufacturer's cast, engraved or imprinted name or logo to be plainly and easily observed, are considered non-authentic if the original brand name or logo is missing. Decals, stick-on labels, and metal tags are judged separately and may not affect the authenticity of the item to which they are attached.

Decals, labels, or permits required for legal operation, access, or like purposes, may be neatly affixed to the vehicle's glass or bumpers without deduction.

An Entrant may also display a maximum of two window or bumper stickers or decals issued by JCNA or its affiliates or by organizations which promote automobile preservation, exhibition, or restoration.

Dash plaques commemorating JCNA Concours or similar events, are allowed in Driven and Special Divisions only. Plaques are to be neatly affixed to the dash or console.

**d. Non-Factory Electronic and Non-Electronic Items**

Non-factory electronic or non-electronic items required by local or state governments for daily use by the Entrant, and it cannot be easily removed without potential damage to either the vehicle or the item, must be judged only for cleanliness and condition.

**e. Non-Authentic Deductions**

Specified deductions must be assigned for non-authentic items; Judges must be aware of exceptions to the authenticity rules as they apply to certain components and Divisions.

**f. Preservation Class**

Deduct for condition and cleanliness as in other classes. Components on Preservation Class entries that have been restored, refinished, or replaced must receive "wrong" or non-authentic deductions. The words "restored" or "reconditioned" must be synonymous with the words "wrong", "missing", "incorrect" or "non-authentic" and cause the same numerical deductions. Items and areas that have only been partially restored must receive a percentage of the required non-authentic deduction.

#### **4. Items Common to All Component Areas**

##### **a. Rubber Seals, Pads, and Weather Stripping**

Judge the authenticity of all rubber moldings, mounts, seals, pads, and weather stripping. Weather stripping and rubber moldings must fit uniformly and be clean, black, and not cracked or split. Generic after-market rubber seals must not be used to replace original molded seals.

##### **b. Nuts, Bolts, Studs, Washers, Screws and Miscellaneous Fasteners**

Judge the authenticity of all visible fasteners, including number, type, size, length, plating, finish, bolt head markings, nut style, washers, etc.

##### **c. Striker Plates, Latches, and Support Rods Chips, Stains, Unavoidable Fabric Wear and Soft Top Creasing**

###### **1. Unavoidable Contact Wear**

Do not deduct for *unavoidable* plating wear, or stains caused by latch mechanisms, rubber bumpers, or support clips where metal or rubber contact is made. This includes bonnet, door, and boot lid latches, striker plates, and support rods. The finish or plating on other portions of the item must be of good quality. This does not include chipping or rubbing caused by parts or assemblies that are misaligned.

**Note:** Consult the appropriate Judge's Guide for current information concerning the finishes used on door latches and other such similar items.

###### **2. Unavoidable Fabric Wear**

*Do not deduct for such unavoidable design wear where the normal use of the vehicle or the careful removal of inspection panels for judging, causes wear marks.*

###### **3. Unavoidable Soft Top Creasing**

Providing there is no material damage, do not deduct for such unavoidable design creasing, compressing or rubbing on soft tops.

#### **5. Batteries and Battery Compartments**

See Chapter VI, Table G, Interior, Notes a, b, & c., Page VI-15.

### **B. OPERATION VERIFICATION (FUNCTIONAL ONLY)**

This verification deals exclusively with the functional qualities of the individual items and systems listed. Do not judge the condition or cleanliness of any of the components being tested during this process. (Condition and cleanliness of these items are the responsibility of the Exterior Judge.) All of the exterior lights mounted on the Jaguar must work. (See Chapter V, B5, Page V-4).

**Note 1:** Some models must have the ignition key on for electrically powered components to function correctly. Prompt the Entrant to turn the ignition on if some of the OV items fail to operate. The courtesy repair time is limited to no longer than 15 minutes. (See Chapter III, G2, Page III-11).

**Note 2:** There must not be any penalty for replacing original light bulbs with LED bulbs. However, the exteriors and lenses of all lights/lamps must appear as original/authentic.

**Note 3:** Dim lights still constitute acceptable function.

## 1. Horns

Two electric horns were supplied on all models, one high note and one low note. Ask the Entrant to operate the horns as long or as often enough to determine that both horns are working and to confirm that both a high and low note are heard. If one or both horns do not work, the appropriate **non-functional** deduction must be made. If non-Jaguar horns are heard, or if both horns work, but sound the same note, the appropriate non-authentic deduction must be assigned by the appropriate judging team.

## 2. Headlights-High-Low Beam Verification

Verify the operation of high and low beams. Each inoperative light filament or horn receives a 1.0-point deduction. An inoperative system receives the maximum deduction indicated.

**Note:** On pre-war models and postwar 2½ and 3½ (MK IV) Jaguars the headlamps may dip to only one lamp.

## 3. Driving Lights

Verify the operation of the driving lights.

## 4. Fog Lights (front and rear)

Verify the operation of all fog lamps. Several models have two red fog lamps mounted in both the front and rear rubber bumpers.

## 5. Parking, Tail, Side, License Plate Lights and LED Daytime Running Lights

Verify the operation of all parking, tail, side, license plate lights and LED running lights. There may be as many as 10 or more lamps involved in this check.

**Note 1:** On 1968 and early 1969 US Export model E-Types, the sidelights **are not** fitted with bulbs; they are reflectors only.

**Note 2:** Factory, and Jaguar USA authorized LED daytime running light strips and/or other linear LED configurations, must have at least 50% of their individual lengths functional.

## 6. Brake Lights

Verify the operation of the brake lights; as well as all associated lamp function.

## 7. Back-up Lights

Verify the function of the back-up lamp(s) (the transmission must be in reverse and the ignition must often be ON for this system to work). Models equipped with only a single back-up lamp are only to receive a 1.0-point deduction if it does not work. Models with two back-up lamps are only to receive a 1.0-point deduction if a single lamp fails to work and a 6.0-point deduction if neither lamp works. Certain early models were not equipped with back-up lights and therefore incur no deductions.

## 8. Turn Signals

Verify the operation of the turn signals, check that the correct front, side (when fitted), and rear lamps come on and flash correctly. Certain models were equipped with trafficators (flipper-type turn signals located in the center door posts) when selected, the appropriate trafficator extends and the light within it comes on. Models not equipped with turn signals or trafficators incur no deductions.

## 9. Four-way Flashers

Verify the operation of four-way flashers **for cars produced after November 1965.**  
(2026 Administrative Correction for the 2026 Concours Season)

## C. EXTERIOR

### 1. Body, Doors, Bonnet, Sun Roofs and Boot Lid

#### Body Panels

Individual body components must fit well, with a uniform gap between them and adjacent panels or structures. Judge panels for authenticity of shape and material (e.g., no fiberglass). Judge for excessive misalignment, protrusion, or contact around doors, bonnet, and boot lid. Judge for rust and dents and determine if the body has been altered from the original design in any respect. Judge for items which have splits, cracks, or separations. Judge welded, brazed, or leaded body panels, for separation or stress fractures.

**Note:** Many early XK and prior series Jaguars were manufactured with a certain amount of misalignment between the doors, the fenders, the bonnet, the boot lid, and the adjacent body panels.

*Deduct only for excessive misalignment. It is advisable to deduct for excessive misalignment only after discussing such deductions for such misalignment with other team members before such a deduction is determined. Some Jaguars did have panels that fit poorly right from the factory.*

### 2. Paint Finish

#### a. Paint and Body Work

Judge the exterior finish for runs, sags, orange peel, nicks, blisters, ripples, dents, stone chips, scratches, checking, or crazing of the paint. Consider the overall appearance while judging for authenticity of color. **There is no deduction for type of paint.** Colors must be reasonably close to production standards for year and model. Metallic colors or two-tone color schemes must adhere to factory standards. Non-production colors must be documented by the car's JDHT certificate, as having been an original factory-applied color. Judge for overspray on chrome trim, weather stripping, mounting pads, moldings, and doorjambs, etc. Observe and deduct for mis-matched body colors. Visible touch-up or other obvious repair of chips and paint damage must be given appropriate deductions.

#### b. Protective Clear Bras/Coverings

##### Champion Division:

Protective clear bras/coverings, wherever located, are non-authentic and must be assessed the prescribed deductions. Wherever a clear bra/covering is found, both its surface, and the surface it covers, must be judged and deductions made for cleanliness, condition, and authenticity discrepancies, when noted.

##### Driven Division:

Entries are allowed protective clear bras in frontal areas, forward of the front door ("A") posts and on the backs of the exterior mirrors AS LONG as it completely covers the body-colored portion of the mirror, without a non-authentic deduction. Protective clear coverings in other exterior areas are non-authentic and must be assessed the prescribed deductions. Where present, all clear bras/coverings must be judged to the same cleanliness and condition standard as the paint finish. The surfaces, finish, and/or hardware, covered by/beneath the clear covering, must also be judged for cleanliness, condition and authenticity.

### **c. Pin/Body Stripes (Coachlines)**

Determine whether Pin/Body Stripes (Coachlines) are appropriate for the model.

- If Pin/Body Stripes (Coachlines) are appropriate and present on the car, evaluate the authenticity of their position, color and composition.
- If Pin/Body Stripes (Coachlines) are original to the model but are missing, assign the mandatory non-authentic deduction.
- If Pin/Body Stripes (Coachlines) are NOT appropriate for the model but are present on the car, assign the mandatory non-authentic deduction.
- All authentic Jaguar Pin/Body Stripes (Coachlines) are applied as tape, NOT painted and have Jaguar Cars part numbers.
- See the Pin/Body Stripe Table, Chapter VI, Section F, Exterior, Page VI-9.

### **d. Preservation Class - Fit and Finish**

Restored paint (percentage of restoration must be determined by the Exterior Judge) must be treated the same as “wrong color”. Pin/Body Stripes (Coachlines) must be judged as in C. 2 b) above. New Pin/Body Stripes (Coachlines) must receive a non-authentic deduction.

## **3. Glass and Plastic/Plexiglas<sup>®</sup> Windows, Lamp Lenses and Covers**

Any brand of window glass that meets or exceeds the requirements of the original specifications on form, fit, or function (color/tint) is acceptable.

**Note:** Glass manufacturer’s logos are **not** judged.

### **a. Glass and Plexiglas<sup>®</sup>**

Judge all glass for clarity and authentic tinting. Judge for scratches, pits, discoloration and separation of laminated layers, particularly in the corners of the windscreen. Normal operation and handling of convertible tops and OTS side curtains may cause minor blemishes on the plastic rear windows and side curtain Plexiglas<sup>®</sup>.

### **b. Headlamps and Glass and Plastic Light Lenses**

Judge headlamp covers on closed headlamp E-Types and contemporary models. Judge the condition of the lenses and reflectors of all lamps. Where visible, judge modern headlamp bulbs for original color and style. Each set/pair of sealed beam lamps, fog lamps, and driving lamps must be identical in make.

### **c. Mirrors**

Exterior rear-view mirrors must be:

- (1) factory-installed or factory optional equipment
- (2) sourced through an official Jaguar/SS/Swallow parts supplier, or
- (3) be of a style/configuration appropriate to the vintage of the model
- (4) all mounting hardware and fasteners must be consistent with the vintage and Jaguar standards.

Mirror location is not specified.

## **4. Chrome and Stainless-Steel Components**

**(Including accessories, emblems, badges, antennas, window trim, tailpipes and resonators)**

### **a. Chrome**

Judge all chrome for common flaws such as discoloration, wear, pits, scratches, blisters, and peeling. Deduct for grinder marks, major changes in coloration (e.g., nickel showing through), and loss of definition through over-working. **To be considered authentic, alternative grilles and/or grille inserts and add-on trim must have been offered for the specific model and model year in official publications.** (See Appendix C).

**b. Preservation Class - Chrome Work**

Judge in the same manner as paint, e.g., restored chrome receives the same deduction as “Wrong” or “Missing”.

Restored chrome may receive additional deductions for cleanliness and condition.

**Note:** Original British chrome work tended to have more of a bluish tint than its North American counterpart. Do not make any deductions for slight color differences in chrome.

**c. Leapers**

Leapers are considered acceptable North American Jaguar Cars accessories on many sedan models. Leapers were never officially offered for XK 120s, XK 140s, E-Types, XJSs or newer XKs and must be judged as a non-authentic item if present.

**Note 1:** If a Judge is not positive that the presence of a Leaper is a factory authorized accessory, the Entrant must provide the appropriate documentation stating that the Leaper was supplied as a factory component or available as an authorized factory accessory for the year and model in question.

**Note 2:** Leapers were available on XK 150 models.

**d. AMCO Accessories**

AMCO Accessories were never supplied with a Jaguar Cars part number.

**Champion Division:** AMCO accessories are non-authentic. For the AMCO Bars, if removed, there must not be any holes or plugs in the overriders.

**Driven Division:** Because of their prevalence in North America and the circumstances of their installation, they are allowed in Driven Division **without deduction**. For the AMCO Bars, if removed, the holes in the overriders must be plugged **with dome headed fasteners having a finish similar to the overrider.**  
(2026 Administrative Clarification for the 2026 Concours Season)

**Special Division:** Amco bars are allowed but, **as they are also allowed in Driven Division, do not count towards the point summation needed to meet the S2 deduction requirement.** (2026 Administrative Clarification for the 2026 Concours Season)

**e. Tailpipes, Extensions, Resonators and Hangers**

Judge the visible tailpipes for correct location and configuration, and correct resonators, extensions, hangers, and finish.

**f. Windshield Wiper Arms and Blades**

Judge the wiper arms and blades. Early Jaguars with flat windshield glass must have single-piece stiff-backed wiper blades rather than the flexible-type used with multi-pieced blade supports on later curved windshields. Wiper blade brand names are not judged.

**5. Hood, Hood Envelope, Side Curtains, & Tonneau**

Judge the appearance, frays, punctures, and tears. Judge for correct materials.

**a. Hoods**

Judge the hood for correct fit, style, and fasteners and the presence and correct installation of special trim such as pin beading (pin beading attached by visible screws is non-authentic). Judge the rear windows of OTSs and DHCs for correct size, configuration, fit, and material. The original OTS and DHC rear window and zipper configurations were often compromised on after-market hoods. Deviations from original must be assigned non-authenticity deductions.

**b. XJ6C, XJ12C Vinyl Tops and XJ-SC (Cabriolet) Fabric Tops**

Judge the tops of XJ6C and XJ12C coupes and XJ-SC Cabriolets for correct fit, color, and secure attachments.

**c. Hood Envelope and Tonneau**

Judge the tonneau and hood envelope for correct style, fasteners, and zipper configuration.

**6. Electric Horns**

Two electric horns were supplied on all models. If non-authentic horns are visible during judging or heard during Operation Verification, the respective judging team must assign a non-authenticity deduction.

**7. Gas Cap Lids and Doors**

Gas cap lids and doors **are not** opened nor are their interiors judged.

**8. Tires**

**a. Champion Division**

Using Appendix B, the Entrant's Owner's Manual, or the Entry's Tire Data Plate, judge Champion Division tires for authenticity. (See Chapter VI. Heading F., Note o., Page VI-11). Any brand is acceptable. Cars less than 15 years old must have tires whose speed ratings are equal, equivalent, or superior to their original tires. (See Appendix B). All judged tires' brand, size, construction, tread pattern, sidewall, and speed rating must match (an exception to this rule occurs with some of the newest cars, where the front and rear tires may be a different size). It is the responsibility of the Exterior Judge to judge the road tires. For Champion and Special Divisions, it is the responsibility of the Boot Judge to judge the spare tire. Both Judges are to work together to verify their findings.

**b. Driven Division**

Tires of any brand, type, or profile, having the original inside diameter are acceptable. Road tires must be of matching brand, type, and profile. Cars less than 15 years old must have tires whose speed ratings are equal, equivalent, or superior to their original tires. For cars originally equipped with bias tires, *Radial tires are acceptable in the Driven Division.* (See Appendix B).

**c. Condition and Sidewalls**

**(See Chapter VI, Notes o1 and o2, Page VI-7, which apply to Champion Division Entries only.)**

Any brand is acceptable. The standard industry tire sizes, appearing on the tire sidewalls, are acceptable proof of correct size without further measurement. (Original tire sizes are listed in Appendix B)

All tires subject to judging must be judged for weather checking, excessive tread wear and blemishes. Depending on the era, many Jaguars were available from the factory with either white wall or black wall tires.

**1. Champion Division**

There must not be any deduction for an Entrant's choice of white or black sidewall tires, provided *they are period correct and are in keeping with the vintage of the Jaguar and, where there is verifiable, dated photographic material, Jaguar Cars advertising material, or a Jaguar Dealer Price List, available showing either white or black wall tires in use, but not necessarily having an available Jaguar parts list number at that corresponding time. If the choice is white wall, the width of the white wall must be of the proper vintage.*

## 2. Driven Division

There must not be any deduction for an Entrant's choice of white or black sidewalls provided they are in keeping with the vintage of the Jaguar.

## 3. Redline Sidewalls

Redline sidewalls were never offered by Jaguar and are considered non-authentic in either Champion or Driven Divisions. (Redline tires may be reversed to show their black side only.)

(See Chapter VI, Notes o1 and o2, Page VI-12, which apply to Champion Division Entries only)

**Note:** Acceptable tread wear can be determined by observing the tread wear indicator bands or by using a coin or other device to measure that the shallowest tread groove is at least 1/16" deep. Inner sidewalls of road tires are not judged.

## 9. Wheels

Using Appendix B as a reference, judge the road wheels for correct style, size, type, and finish. ***Judges must be aware of the authenticity exceptions allowed for Driven Division Entries in accordance with Chapter V, 8b, Page V-8.*** (Champion and Special Division Boot Judges must judge the spare wheel and tire). (2026 Administrative Clarification for the 2026 Concours Season)

### Champion Division

Appendix B lists the road wheels for the correct style, size, type and finish. Wheels must be as manufactured by Jaguar Cars and not modified.

### Driven Division

Driven Division authenticity exceptions are that any factory available, for that model-year, style type or finish are acceptable. Wide wire wheels are acceptable if the hub style and spoke count and diameter are as original. All road wheels must match.

### Wheel Features

#### a. Fully and Partially Painted Wheels

Judge the wheels for correct section and that the wheels are painted authentic colors.

#### b. Wire *or* Alloy Wheels and Visible Brake Components

Judge the wheels for correct application, hubs, knock-offs, lugs, emblems, rim style, and number of spokes. Judge the spokes, the wheel face, emblems and all visible portions of the inner and outer wheel rim and hub for cleanliness and condition. Judge the visible brake discs, calipers, and brake drums for cleanliness only; exclude light brake dust.

**Note:** If, during a Judge's normal inspection of wheels and tires that are being judged, inside portions of the wheel, or its brake components, are plainly visible through the spokes/openings in the wheel, those areas and components, must be judged for CLEANLINESS ONLY, NOT condition and NOT authenticity unless specified otherwise in the applicable Judges' Guide. Light/small amounts of brake dust are excluded. Please don't confuse cleanliness and condition, e.g., rust is a condition, not a cleanliness issue.

The tires and the face of the wheel and its lugs, emblems, knock-offs, trim and/or hub caps must be judged for authenticity, cleanliness and condition, in accordance with the Champion and Driven Division rules.

**c. Chrome and Alloy Wheels**

Most contemporary Jaguars are offered with a large number of wheel options; official accessory brochures may be required to document their authenticity. Many dealers chrome plated or polished wheels, which were never offered in chrome or polished by Jaguar Cars. Judges must be alert to this situation and, as necessary, ask the Entrant to validate the authenticity of the wheel finish.

**d. Wheel Lug Nuts, Wheel Weights, Hubcaps, and Emblems**

Judge the lug nuts, hubcaps, and wheel center emblems **for cleanliness, condition and authenticity**. All wheel trim must match. Mismatches must be assigned non-authentic deductions.

**Wheel weights must be period correct; i.e., non-alloy wheels must not have adhesive style wheel weights. The absence of wheel weights is not a deduction as they may or may not exist on the back of the wheel.** (2026 Administrative Clarification for the 2026 Concours Season)

**e. Valve Stems and Valve Stem Caps**

Inner tube and tubeless tire valve stems and valve stem **caps** must be appropriate to the vintage of the car. Pre-'55 Jaguar tire valve stems must have cad-plated, dome-type metal valve stem caps.

Tubeless tires were first fitted in October 1965 and have pull-through valve stems, however, the fitment of tubeless tires, provided the tires are in keeping with the vintage of the car, is permitted prior to this date, provided the valve stems are the black rubber type. Metal valve stems are non-authentic on pre-alloy wheels.

Regarding valve stem caps, until proven otherwise or by newly discovered evidence, 1955 to 1962 must be treated as a transitional period for Jaguars and either domed metal or domed black plastic valve stem caps must be treated as authentic. All four valve stem caps on the road wheels plus the valve stem cap on the spare tire must match. Slotted metal valve stem caps, with the core removal extension, are non-authentic. (A separate core removal tool is included in the factory tool kit.) 1963 to approximately 2013 models must have dome-type black plastic valve stem caps. 2014-onward may have either gray plastic, for tires with air pressure sensors, or black plastic, for tires without air pressure sensors. Space-saving spare tires and wheels must have black plastic valve stem caps. Logo valve stem caps must be shown to have been an authentic Jaguar Cars accessory for the specific year and model they are presented on. Green-colored valve stem caps, indicating the use of nitrogen gas, are not an authorized Jaguar accessory and, therefore, are non-authentic. The type of gas in the tire is not a judging issue.

**10. License Plates, Brackets and Mountings**

All models delivered to North America were provided with a prepared bumper location or specific devices necessary for mounting a front license plate. If an Entry does not have a front license plate mounted, and is a model originally delivered with separate license plate mounting devices, those devices must be displayed either on or off the car. Judge the license mounting devices for authenticity.

*In Champion Division, there must be no evidence of prior mounting of the license plate assembly. (2026 Rule Change approved at the 2025 AGM for the 2026 Concours Season)*

*In Driven Division only, for Jaguars, such as Series 1 and Series 2 E-Types, that did not have factory pre-drilled holes in the lower portion of the bonnet for mounting the factory license plate bracket, but which have since had holes drilled by the dealership or others*

*for the mounting of the factory plate, if the license plate assembly is removed, leaving visible holes, to avoid a non-authentic deduction, those holes must be plugged by a factory available device, such as the JLR KTC100010 clip. If the mounting area is not black plastic, as on the F-Type, the device must, however, be properly painted to match the surrounding body color. (2026 Rule Change approved at the 2025 AGM for the 2026 Concours Season)*

*In Champion and Driven Division, for the Series 1 and Series 2 E-Type, when the license plate is not mounted, the control rod hole in the lower valance must be plugged with BD20989 referred to as the number plate grommet. (2026 Rule Change approved at the 2025 AGM)*

If an official license plate is not required, a period correct “JAGUAR”, British number plate or club plate may be displayed without a non-authentic deduction. License plates are only be judged for cleanliness, **NOT** condition.

## **11. License Plate Frames and Plate Clear Covers**

License plate covers that are designed for the purpose of protecting the license plate, are allowed and, when present, are to be judged for cleanliness and condition.

### **a. Champion Division**

Plain license plate frames or those advertising current or past Jaguar dealerships, JCNA, JCNA Affiliates, or promoting the Jaguar marque are accepted. Frames may be of any material. All other license plate frames must be scored as non-authentic unless the Entrant can document that Jaguar Cars Ltd., Jaguar Cars Inc., or Jaguar Canada Inc. offered them for that specific year and model.

### **b. Driven Division**

License plate frames and/or covers must be judged only for cleanliness and condition.

## **12. Chassis, Body Posture, and Ride Height**

Judge the Entry’s body posture to determine if the car stands as level as you have been accustomed to seeing. Neither the front nor the rear of the vehicle should be excessively high or low. The differences may frequently be noted by comparing the vertical distance between the tops of the tires and the lower edge of the wheel arch. It is common for cars to be presented with mis-adjusted torsion bars and or rear leaf springs that are worn and sagging or, in contrast, leaf springs that have been re-arc'd or replaced and cause the rear of the car to sit too high. (See Chapter VI. Table F. Line 14, Page VI-6 and Chapter VI. Table F. Note d., Page VI-8).

## **D. INTERIOR**

### **1. Door Shut Panels, Hinge Panels, Hinge Panel Switches, Conduit Protectors and Sills**

The Interior Judge must judge the edges of all doors; the door shut faces, hinge panels, sills, their attachments, and components for authenticity, cleanliness and condition. Be alert for excess hinge lubrication, sill and shut panel damage from door misalignment, and damaged or incorrect rubber wire conduits.

### **2. Woodwork, Vinyl and Leather**

#### **a. Woodwork**

Finishes on actual and simulated wood trim should be shiny without mars or scratches. Judge for peeling, cracking, and separating of the laminated layers of wood or simulated

wood. Refinished surfaces that appear to have heavy, plastic-looking coatings are non-authentic on early models.

**b. Interior Trim**

Judge leather, fabric, or vinyl trim, piping, and panels for wrinkles, scuff marks, correct fit, and secure attachment. Fasteners must be present in the original number, style, size, and finish.

**3. Headliner/Underside of Hoods**

Judge headliners and the undersides of DHC, OTS, and convertible hoods for smooth fit and secure fastening. Judge saloon and coupe headliners for areas that may have detached from their backing and have sagged or formed bulges or blisters. Judge for correct fabric and leather straps. Judge the hood frame, hood stick finish and covering and the securing hardware. Judges must be knowledgeable of areas on the underside of hoods that, under normal use, are subject to mild wrinkling, creasing, compressing, and rubbing and not deduct for them.

**4. Door Panels and Arm Rests**

Judge for authenticity of replacement materials, colors, and designs. Judge the open-topped map cases on the doors and, when fitted, judge the underside of the armrests. Judge panels for wrinkles; scuff marks, correct fit, snug attachment, and correct fasteners. Judge whether the appropriate sound system speakers and grilles are present and intact.

**5. Carpeting and Pedal Pads**

**a. Carpeting**

Judge carpeting for uniform, authentic, unfaded color. Judge all carpet sections, carpet binding, and heel pad inserts for correctness of materials, pattern, stitching, size, color, cut, and fit. Judge the carpet fasteners to be sure they are present in correct numbers and locations.

**b. Overmats (Footwell Rugs)**

All Series III XJ Vanden Plas and Sovereign (6 and V12) were fitted at the factory with (3) “fleece” overmats for the passengers; modern XJ, XK, S-Type, and X-Type models were factory-fitted with either fleece or carpet overmats for the driver and passenger(s). All factory-fitted overmats must be presented for cleanliness and condition judging outside the Entry and must be assigned a non-authentic deduction if missing. The Entrant must remove non-authentic overmats; they are not judged, but they must be assigned a non-authentic deduction if not removed.

**c. Pedal Pads and Footrests**

Judge pedal pads and footrests for wear and authenticity.

**6. Hardware, Steering Wheel and Instruments**

**a. Consoles Front and Rear**

Judge the fascia, shift lever, shift lever boot, and knob. Judge the console finish, fasteners, configuration, and color.

**b. Instrument Panel and Dash Area**

Jaguars were supplied with Jaeger, Lucas, and Smiths gauges.

Judge for complete instrumentation. Judge the instrumentation accordingly, consult the appropriate Judges’ Guide if necessary. Judge the instrument faces and numbering for cleanliness, condition and legibility. Judge the fascia for any items missing such as switches, knobs, decals, bezels, etc.

Switches for extra driving lights or other accessories, when allowed, must be mounted neatly and unobtrusively. Judge the panels covering the underside of the dash and the kick panel areas.

Judge the knobs on the heater and air conditioning outlets, ensuring that the louvers in the air outlets are clean and intact.

**Note:** Some XK and MK 2 models are allowed extra (authentic) driving lights and similar accessories that require the installation of separate switches.

**c. Four-way Flasher System**

**The Interior Judge is required to judge for a missing or a non-authentic method of creating a four-way flasher system under the dash for the November 1965-68 models. The installation of the under-dash switch ceased with the introduction of the rocker switch models which had built-in four-way flasher systems. See Appendix F for a list of models.** (2026 Administrative Correction for the 2026 Concours Season)

**d. Steering Wheel**

Judge the steering wheel for original diameter for the model.

If its rim is made of wood, judge for separation of the laminated layers and cleanliness of the aluminum spokes. If the wheel rim is made of other material, judge for chips, nicks, cracks, or scratches. If the steering wheel is leather wrapped, verify whether or not the wrapping is a factory accessory before asking that it be removed.

**Note:** There are a number of factory-wrapped steering wheels, see item Ch III, N7d, Page III-19 before making any deductions.

**e. Door and Top/Hood Latch Hardware**

Judge door and window handles, locking knobs, bezels, and top latches.

**7. Radios, Tape and CD Players, Alarms, Phones, Radar Detectors, GPS Systems, Displays and Miscellaneous Electronics.**

(See Chapter VI, Heading G. Notes i., and j. Page VI-16).

**a. Champion Division**

Judge the electronic devices in all Champion Division Entries for authenticity.

**b. Driven Division**

Judge the electronic devices in all Driven Division Entries for neat installation in the original mounting space, utilizing the original speaker locations and external housings and grilles. (See Chapter II, Section 4, A1d, Page II-7 for exceptions allowed).

**8. Seats, Squabs, Head Rests, and Belts**

**a. Seats and Squabs, Head Rests**

Judge for correct color, design, and material (e.g., number of pleats, smooth or perforated, leather or vinyl). Judge for tears, discoloration or fading, cracks, and peeling. Judge the seat backs as well.

**Note:** Under normal operations, some hood sticks, seat rails, seat belts and other protrusions may leave impressions in carpeting, seat backs, or other adjacent soft materials. Such depressions must not be judged as flaws unless the material has been punctured or permanently damaged.

## b. Seat Frames

Judge exposed seat frames and adjusting levers for correct paint color, plating, or protective caps.

## c. Seat Belts

Judge factory-installed seat belts for correct hardware, fasteners, and retractors as appropriate. It is acceptable for seat belts to be installed on models not originally equipped with them; however, the belts must be neatly installed and their hardware appropriate to the vintage, e.g., early cars must not have automatic belts or large mechanical retractors.

## 9. Small Compartments

Glove boxes and other interior compartments with doors must remain closed. The insides of these compartments **are not** judged (XK 120 battery compartments are an exception). Storage areas without doors **are** judged.

## 10. Batteries and Battery Compartments

See Chapter VI, Table G, Interior, Notes Ga, b & c, Page VI-15

## 11. Tool Kits

MK VII, MK VIII, and MK IX Jaguar saloons had tool kits in both the driver and the passenger door panels. When judging cars with this configuration, the Boot Judge must judge the tools.

## 12. Rear Portion of the Interior and Factory Original Cargo Cover

### Champion Division:

- **For vehicles in which the boot area is part of the interior, such as E-Types and 2+2 models, the rear hatch is to be opened for judging.** (2026 Administrative Clarification for the 2026 Concours Season)
- **For station wagons (Shooting Brakes/Sport Brakes) or SUVs, retractable covers are to be extended for judging.** (2026 Administrative Clarification for the 2026 Concours Season)
- **For later coupe models, such as the 2007-2015 XK models, fixed covers that are lifted by the raising of the rear hatch cover, but are attached to the rear hatch, do not need to be disconnected from the raised rear hatch for judging. The fixed cover is to be judged through the hatch glass.** (2026 Administrative Clarification for the 2026 Concours Season)
- **For later coupe models, such as the F-Type, fixed covers that are lifted by the raising of the rear hatch cover, but are suspended by a string or other mechanism, may be disconnected from the raised rear hatch for judging.** (2026 Administrative Clarification for the 2026 Concours Season)  
**Once judged in the extended mode, the cargo cover can be retracted for ease of judging the lower area.** (2026 Administrative Clarification for the 2026 Concours Season)

If the cargo cover is not in place, the cargo cover is to be judged as missing or non-authentic.

### Driven Division:

- **For vehicles in which the boot area is part of the interior and the rear area is not covered by a cargo cover, such as E-Type fixed head coupes and 2+2 models, the rear interior is to judge without opening the rear hatch.**
- **If the cargo cover is in place, the cargo area is not to be judged. If the cargo cover is not in place, the cargo cover is to be judged as missing or non-authentic and the cargo area must be judged to the extent practical, by the interior judge without opening the cargo hatch.** (2026 Administrative Clarification for the 2026 Concours Season)

## E. BOOT

**(Judged in Champion Division for condition, cleanliness, and authenticity. Judged in Special Division only for condition and cleanliness. Not judged in Driven Division.)**

### 1. Rear Portion of the Interior and Factory Original Cargo Cover

**Champion Division:** For vehicles in which the boot area is part of the interior, E-Type Fixed Head Coupe and 2+2 models, station wagons (Shooting Brakes/Sport Brakes) or SUVs, retractable covers are to be extended for judging; fixed covers that are lifted by the raising of the rear hatch cover, may be disconnected from the raised rear hatch for judging. Once judged in the extended mode, the cargo cover **can** be retracted for ease of judging the lower area. (2026 Administrative Clarification for the 2026 Concours Season)

If the cargo cover is not in place, the cargo cover is to be judged as missing or non-authentic.

**Driven Division:** For vehicles in which the boot area is part of the interior and the rear area is not covered by a cargo cover, such as E-Type fixed head coupes and 2+2 models, the rear interior is to judge without opening the rear hatch.

If the cargo cover is in place, the cargo area is not to be judged. If the cargo cover is not in place, the cargo cover is to be judged as missing or non-authentic and the cargo area must be judged to the extent practical, by the interior judge without opening the cargo hatch.

### 2. Paint, Side Panels, Mat or Carpet, and Miscellaneous Fasteners

Judge trim panels, carpeting or vinyl matting, spare tire well, and painted components (e.g., underside of boot lid, gas tank, etc.). Judge materials, patterns, and colors. Some models may be fitted with optional luggage. Judge tool clips, straps, and miscellaneous boot lid and tire compartment hardware.

### 3. Tool Kits, Containers, and Pouches (Jack, Hammer, and Owner's Manual)

#### a. Completeness and Condition

Judge the completeness and condition of both tools and fitted tool container or pouch. Judge to verify that the kit as well as the jack and the hammer (or lug wrench) are correctly mounted or displayed.

#### b. Tool Kit Variations

Some Jaguar tool kits look similar, but the contents vary greatly from model to model. Judges should share their tool authenticity knowledge before deducting points. Some MK Jaguars have their tools in the front door panels rather than in the boot; in such instances, it is still the responsibility of the Boot Judge to locate and judge them.

#### c. Preservation Class - Tools

A repainted jack or any other restored tool must receive the same deduction as “wrong” or “non-authentic”.

**Note:** Jaguar often fitted the same tool container to several models, omitting unnecessary tools. Examples of this are the 420 saloons, fitted with the MK 2 style tool container. Because the 420 jacks had built-in handles, the jack ratchet was omitted from the tool container thus leaving an empty tool slot. It is the responsibility of the Entrant to prove the authenticity of missing tools.

#### d. Jacks and Jack Handles

The Entrant must display or, otherwise, make the jack and jack handle visible for judging. In those instances where the jack and jack handle are stowed behind the spare tire, the Entrant must either remove them beforehand or, when the Boot Judge is present, loosen the spare tire hold-down and raise or tip the tire in order for the tools to be viewed and judged.

**e. Optional Tool Kits**

Some models, particularly the XJ series and 1968 and later production E-Types were not delivered to the US market with tool kits; however, kits were available as an option. If an Entrant chooses to display an **optional, authentic** tool kit, it must be judged.

**f. Owner's Manual and Additional Paperwork**

Judge the owner's manual and its pouch for authenticity, condition, and cleanliness. The vinyl and plastic stowage pouches can become very brittle with age. The Judge must not handle the manual; its authenticity is judged by its size, its color, and its cover. If the owner's manual is in a pouch, and its cover cannot be clearly seen, the Entrant must be asked to remove the owner's manual from the plastic pouch for judging. Additional paperwork originally supplied with the Jaguar may be displayed, but additional paperwork, including, but not limited to, factory shop manuals, spares catalogues, and advertising brochures, **are not** judged; however, if required, the Entrant may use them as authenticity references.

**Note:** Refer to the respective model specific Judges' Guides for further information on judging the Owner's Manuals.

**4. Spare Tire, Wheel & Cover**

The Boot Judge must judge the authenticity of the spare tire and wheel independent of the road wheels. If Appendix B indicates that the spare wheel and/or tire must match the road wheels, they must be compared. On some models, it is possible for the spare wheel and/or tire to be authentic without matching the road wheels or tires. It is also possible for the wheel to be authentic but the tire to be non-authentic and vice-versa.

**Note:** Acceptable tread wear may be determined by observing the tread wear indicator bands or by using a coin or other device to measure that the shallowest tread groove is at least 1/16" deep.

**a. Spare Tire**

Where full sized spares are present and are correct, as verified by Appendix B or the Owner's Manual, the spare tire must be of identical brand, tread pattern, speed rating and size as the tires mounted on the road wheels. Some newer model Jaguars are not fitted with spare tires but are instead supplied with "Fix-a-Flat" or other similar products.

**b. Spare Tire Remains in Boot**

The spare tire must be displayed inside the boot. The Boot Judge must not request that the spare be removed to judge the compartment; however, the Entrant may have to loosen and raise or tip the spare tire in order for the Judge to judge the jack and jack handle **or tool kit** behind it. The Judge may also request that the spare tire cover be removed to judge the tire and the wheel.

**c. Spare Tire Cover**

Judge the spare tire cover, for material, correct design, color and fittings.

**d. Painted Wheels**

Judge the wheel for color and condition of paint.

**e. Wire Wheels**

Judge the wheel for color and condition of paint or chrome. Judge the spokes, the rim and the center hub. The inside of a splined hub **is not** judged.

**5. Batteries and Battery Compartments**

See Chapter VI, Table G, Interior, Notes **Ga, b & c**, Page VI-VI-15

## 6. Electric Vehicles

Accessories, such as charging equipment or mesh cargo net (not perinatally attached), must be displayed outside the vehicle for judging. Any factory boot floor protection trays must be removed and displayed outside the vehicle for judging.

## F. ENGINE COMPARTMENT

**(Judged in Champion Division for condition, cleanliness and authenticity. Judged in Special Division for condition and cleanliness only. The engine compartment is not judged in Driven Division.) Despite the work involved in maintaining and preparing an engine compartment for Concours judging, its overall cleanliness and condition must be excellent.**

### 1. Plated and Painted Fasteners, Caps, Covers, Piping, Handles, Etc.

Judge the chrome, cadmium, and plated nuts, bolts, gas lines, exhaust covers, oil and transmission dip stick handles, valve or camshaft covers, radiator and overflow tank caps, hydraulic lines, fuel and air piping, air conditioning metal tubing, hose clamps, etc. Judge for non-standard plating or removal of original light plating or paint finishes. Much of the standard gold/yellow and silver cadmium plating was quite coarse and its surface appeared somewhat granular. Normal cleaning and polishing, at best, must produce only a satin granular finish. High-gloss mirror-finish cadmium plating is non-authentic.

### 2. Engine Compartment Peripheral Equipment and Panels

Judge the authenticity of the firewall, radiator shell, fan shrouds, splash pans and panels, air filter housings, battery trays, fender valances and bonnet insulating blankets. Judge for the presence of correct firewall plugs, covers, and grommets. Be aware that the factory painted over certain engine compartment panel sealants that had been liberally applied outside the limits of the designated seam.

### 3. Engine Basic Components and Belt-Driven Accessories

#### a. Engine Head and Block

Judge the engine head and block for correct application, size, and finish.

Judge all visible components: oil filter, air pumps, power steering pumps, compressors, etc. Judge the cylinder head color for authenticity.

If necessary, refer to the Cylinder Head Color Table in Chapter VI or to the appropriate model-specific Judges' Guide for a listing of head colors.

Judge for the correct number and types of fan and drive/dynamo belts.

#### b. Carburetors, Fuel Injection, and Fuel and Air Filters

Carburetors must be the correct model and configuration for the Entry. Correct manufacturer's identifying tags, air cleaners, associated ducting, and decals must be present as per the appropriate Judges' Guide.

**Note:** SU Carburetor (triangular) Float Bowl tags are not fitted to the XK 120 or XK 140 H6 carburetors. The tags must be considered optional on XK 150's and other HD carburetor-equipped Jaguars.

#### c. Porcelainized and Non-Porcelainized Exhaust Manifolds

Judge porcelain-coated manifolds for, blisters, crazing, or rust. All post-war XK engine models, up through 1969, are believed to have originally had porcelain coated exhaust manifolds. (Please consult the applicable model-specific JCNA Judges' Guide or JCNA Seminar Technical Bulletin for possible exceptions.) Judge the manifold covers and

crossovers. A plain coarse finish or a light coat of rust is authentic on factory non-painted or non-porcelainized manifolds.

**Note 1:** When referring to exhaust manifolds, the British term “Vitreous enamel” equates to the North American term “porcelain”.

**Note 2: Preservation Class - Exhaust Manifolds**

Re-porcelainized exhaust manifolds must receive non-authentic deductions. Original porcelain coated manifolds must receive deductions in proportion to the amount of coating that is missing.

**d. Down Pipes**

A plain dark finish or light coat of rust is acceptable on mild steel down pipes. Stainless steel down pipes must not appear polished; they may have moderate discoloration or be darkened to resemble mild steel on those models, which were not originally equipped with stainless steel.

**e. Chassis and Frame Assemblies**

Judge visible portions of the chassis and/or frame assemblies for the correct color and finish. Chassis that have a high gloss powder-coated finish are non-authentic.

**4. Cooling System and Air Conditioning Components**

**a. Radiator and Heater Hoses, Tubing, and Clamps**

Judge all hoses and hose clamps. Original molded or pre-formed curved hoses must not be replaced with universal ribbed flex hoses. (Hoses must be black and clean, with no visible cracking.) Stockinet covering is **not** required. Original type air conditioning hoses must not have their original swaged end fittings replaced by hose clamps. All hose clamps must be as original with the correct finish, adjusting band, shape and style of the adjusting screw head. (See Chapter VI, Heading I., Note 1e., Page VI-20).

**b. Radiator Fans and Shroud**

Judge the radiator cooling fan(s), fan motor(s), fan mountings, and shrouds. Judge the fan pulley and fan belt to ensure that they are the same size and style as the original equipment.

**c. Radiator Core, Radiator, and Expansion Tanks**

Judge the radiator core, expansion tanks, hoses and coolant piping. Cores of original style and material may be difficult to obtain, nevertheless, non-authentic deductions must be assigned for replacements that do not exactly match the original. Judge thermostat housings, radiator caps, and drain spigots.

**5. Generators, Alternators, Regulators, Relays, Wiring, and Battery**

**Note: Preservation Class - Expendable Items**

*Non-authentic deductions must not be assigned for mechanical components such as generators, alternators, and compressors that have been replaced; however, the replacements must be identical to the original.*

**a. Spark Plugs, Ignition Wires, and Distributor Cap**

Judge visible spark plugs to ensure that they are all the same type and brand and that they have the correct connectors. Judge spark plug wires, wire separators, guides, connectors, fasteners, conduits, and harness routing for authenticity. Judge the ignition coil, the coil mounting, distributor cap, and plug wire connections to the cap.

**b. Generators and Alternators**

Judge generators and alternators for correct type, finish, mountings, protective covers or heat shields, wire terminal boots, pulleys, labels, and identification tags. Pre-'65 Jaguars had generators, **not** alternators.

**c. Batteries and Battery Compartments**

See Chapter VI, Table G, Interior, Notes Ga, b, & c, Page VI-15.

**d. Regulators, Relays, Fuse, and Junction Boxes**

Judge voltage regulators for correct models and the correct numbers and types of terminals, covers, and securing clips. Judge the fuse boxes, relays, and junction boxes for correct covers, finish, hold-downs, terminals, and decals.

**e. Wiring**

Judge the insulating materials, harness coverings, connectors, and terminals. Judge whether later blade-style or “Lucar” connectors have been substituted on models that did not originally have them.

**6. Data Plates**

As originally fitted, the Jaguar Cars Ltd. vehicle data plate is exclusive to each Entry and lists the original Chassis, Body, Engine, and Gear Box serial numbers. In acknowledgement of the uniqueness of data plates, Judges must not assess condition deductions for original data plates provided they retain their original shape and all of the stamped numbers are legible. All data plates and their fasteners must be judged for authenticity.

**7. Steering Columns, Linkage, and Racks**

Judge visible portions of steering columns, linkage, and racks for correct mountings, protective boots, clamps, etc. There must not be any deductions for the mounting bushing color or composition.

**8. Brake Master Systems**

Judge the master cylinders, reservoirs, hoses, vacuum tanks, accumulators, and booster devices. Judge for correct pedal linkages, protective boots, and brake light switches.

**Notes:**

# Chapter VI

## Judges' Guide for Scoring Non-Authenticity (Non-Authenticity is not Judged in Special Division)

### A. INTRODUCTION

#### 1. Purpose

This guide has been developed to promote standardization within the JCNA Concours program. It provides lists of **mandatory** deductions for non-authentic items found during the judging process.

#### 2. Jaguar Authenticity

By the strictest of Concours presentation standards, the most authentic Jaguars are those configured with the stock and optional extra equipment, offered by Jaguar Cars Ltd. for the model, including any unique factory-supplied equipment that may have been required by the country for which the car was prepared.

#### 3. Configuration Allowed

JCNA Concours Entries must be allowed to be configured with any items, listed in the relevant Jaguar Cars Ltd. Parts Book, and applicable to the model, year, chassis and engine number of the vehicle, subject to the following exception:

There must not be any fewer emission control devices and elements on each Entry, than Jaguar Cars Ltd. originally authorized for the model, year and country for which the car was initially prepared.

#### 4. Authenticity Documentation

Authentic parts, options, and configurations are only those listed and/or illustrated in:

- a. Official Jaguar Cars Ltd. - Parts Books, Service Manuals and Owner's Manuals;
- b. Jaguar Cars Inc. and Jaguar Canada Inc. Sales Literature and Accessory Brochures;
- c. Official JCNA model-specific Judges' Guides.
- d. JCNA Seminar Technical Bulletins\*, where the content quotes or copies Jaguar Cars or certain JCNA publications. (See Appendix C, Tables C-1 and C-3).

- \* Only that bulletin content, which quotes or copies information from the Jaguar Cars documents, listed in Table C-1, is permitted for validating feature and component authenticity.

These, or other Jaguar Cars Ltd. or Jaguar Cars Inc. (See Note below) publications, are the only ones acceptable for documenting authenticity. (See Appendix C).

**Note:** Please observe that a definite distinction is being made between **Jaguar Cars Ltd.** (located in England), **Jaguar Cars Inc.** (located in USA) and **Jaguar Canada Inc.**

## 5. Jaguar Cars Inc. Accessories - Modification of the Standard

### a. Factory Original Accessories

Beginning in the early 1970s, Jaguar Cars Inc. (USA) began formally offering their own collection of accessories to North American customers, accessories that, mostly, were NOT being offered by Jaguar Cars Ltd. or British Leyland Ltd. North American dealers frequently installed such items prior to or following a sale and have continued to do so since that time.

### b. Factory Optional/Personalized Parts

Personalized parts, such as door tread plates, produced by Jaguar Cars, and that have Jaguar part numbers, must be accepted as original parts, provided the Entrant can produce proof of authenticity for that year and model. Any such illuminated part, unless it is a replacement for a component already included in OV requirements, is exempt from such testing.

### c. Non-Original Accessories

Many original and follow-on owners of Jaguars may not be aware that certain items or accessories on their vehicles were not installed as original equipment and/or were not planned for installation on that model by Jaguar Cars Ltd.

### d. Non-Authentic Accessories

Because many of the accessories were NOT supplied by Jaguar Cars Ltd., **by the strictest standards, they are non-authentic.**

However, because of their prevalence in North America and the circumstances of their installation, some have been accepted by JCNA in the past and will continue to be allowed **without deduction** for the foreseeable future. (See Chapter VI, Heading A6, Replacement Parts, Page VI-3).

### e. Unusual Components

Unusual components, configurations or accessories must be scored as non-authentic unless the Entrant can document that they were offered by Jaguar Cars Ltd., Jaguar Cars Inc. or Jaguar Canada Inc., for that specific model, chassis or engine number.

**Note 1:** The Jaguar Cars Inc. and Jaguar Canada Inc. accessories being referred to include the following. They are addressed in the component areas of this chapter on Page VI-VI-8.

- Bonnet Mounted Leapers/Mascots (See Note 2)
- Head Lamps and Fog Lamps
- XJS JaguarSport Products
- Side Protective Moldings
- Door Edge Protectors
- Sunshades
- Wheel Nuts
- Gearshift Knobs

(The JCNA model-specific Judging Guides or JCNA Seminar Technical Bulletins\* will also advise which items and configurations are acceptable.)

- \* Only that bulletin content, which quotes or copies information from the Jaguar Cars documents, listed in Table C-1, is permitted for validating feature and component authenticity.

**Note 2:** Most notable among the accessories, offered by Jaguar Cars Inc. and Jaguar Canada Inc. but NOT by Jaguar Cars Ltd., are bonnet-mounted Leapers/Mascots. Between 1970 and 1994 Jaguar Cars Ltd., discontinued Leapers on all models. During that period, NO official Jaguar Cars Ltd. publications listed leapers/mascots in any production model Parts Books. At the same time, North American dealers responded to customers' demands and, upon request and otherwise, installed leapers on Series 1, 2 and 3 XJ6 and XJ40/XJ81 Style Saloons. In 1994, X300/X305 model saloons, exported overseas, were the first to be offered with the Jaguar Cars Ltd. redesigned "safety" leapers. **Leapers were never officially offered for XK 120s, XK 140s, E-Types or XJSs and must be judged as non-authentic if present.**

## 6. Replacement Parts

Replacement parts, regardless of the manufacturer, are considered authentic only if they meet the exact specifications and appearance of the original item or material. Items must be visually indistinguishable from the original or have factory listed replacement part numbers.

**Exception:** Replacement parts, still available from Jaguar Cars under their original Part Number but now having a different color or configuration than the original, are also to be accepted as authentic.

## 7. Original Brand Names and Logos

Parts and accessories which, when properly installed, normally allowed the manufacturer's cast, engraved or imprinted name or logo to be plainly and easily observed, are considered non-authentic if the original brand name or logo is missing. Decals, stick-on labels and metal tags are judged separately and may not affect the authenticity of the item to which they are attached.

## 8. Display of Accessories

The fact that some accessories are officially offered, by Jaguar Cars Inc., Jaguar Canada Inc. or Jaguar Cars Ltd., does not make them appropriate to be in place during judging at a JCNA Concours. To avoid related deductions, non-permanent accessories protecting the car's original equipment, such as floor mats, seat covers, steering wheel wraps, etc., must be removed prior to presenting the Entry for judging. The Judge is also to request that the Entrant remove all non-factory accessories such as stuffed animals before judging commences. Such items, if left in place, must be considered non-authentic and assigned an appropriate deduction.

## 9. Safety Equipment

Certain countries, states and provinces require specific safety equipment on vehicles registered there. Entrants are expected to install whatever items, such as seat belts, which are required to legally operate their cars in the countries, states or provinces where they are registered. Such "safety" items must not be judged as non-authentic; however, the Entrant may be asked to document the requirement. The installation of such items must be neat and clean, and accomplished with care.

## 10. Component Legitimacy

JCNA Judges must base their deductions ONLY on the non-authenticity of the component or accessory being judged, NOT on their personal understanding of the item's legality or illegality under any local, state, provincial, federal, or international law or regulation.

## B. NON-AUTHENTICITY

### 1. Non-Authenticity

- a. Any items, **not** listed in the relevant Jaguar Cars Ltd. Parts Book, as applicable to the model, year, chassis and engine number of the vehicle, must be considered to be non-authentic.
- b. Any part that is missing or that is the wrong style, type, model, size, configuration, shape, match, color, finish, material or pattern, or is wrongly positioned, is considered non-authentic.
- c. Devices or elements **missing**, from among those Jaguar Cars Ltd. originally installed to meet the emission control requirements of the country for which the model was initially prepared, must be considered non-authentic.

**Note:** See Chapter III, N7d, Page III-19.

### 2. Better than Original

Many cars are restored to a level that their “fit and finish” become superior to original factory standards. **These cars must not be given neither deductions nor extra credit for this achievement.** Older Jaguars whose “fit and finish” approximates original factory standards (known to be less than perfect) must **not** be given deductions for those acknowledged production shortcomings.

### 3. Plated Surfaces

Metal surfaces must appear as original, e.g., cadmium must not be replaced with chrome. Brass fittings that were originally lightly plated with nickel or cadmium must not have their plating removed by buffing or polishing to expose the base metal.

### 4. Over-Restoration

Smoothing and bright polishing of originally **lightly polished**, unplated, uncoated, or unpainted metal components (such as early aluminum cam covers and manifolds) is allowed but must not be given any extra credit. **A component, whose original paint, plating or coating of zinc, nickel, cadmium, yellow chromate, etc.,** or whose original sand-cast-like coarse finish, has been removed through polishing, or other processes, must be assigned a non-authentic deduction. (2026 Administrative Clarification for the 2026 Concours Season)

**Note: There is to be no deduction for cast aluminum components that may have some manufacturing defects such as pits or rough surfaces (adjacent polished surfaces).** (2026 Administrative Clarification for the 2026 Concours Season)

## C. ASSIGNING NON-AUTHENTICITY PENALTIES

### 1. Basis of Points Allocated to Each Item

The number of deduction points, allocated to each listed component, is based on the characteristics of that component, including:

- a. Size
- b. Importance to the design
- c. Restoration effort required
- d. Uniqueness or rarity

### 2. Noting the Discrepancy and Informing the Entrant

During the judging process, the Judge must make written notes of those items believed to be non-authentic and, where appropriate, if necessary, confirm or discuss those findings with team members. As judging of the Entry nears completion, each Judge must **inform the Entrant** of any non-authenticity findings. The Entrant may then offer documentation to prove the authenticity of any of the items cited by the Judge. Encourage the Entrant to provide documentation to prove the authenticity of any items so cited. (See Chapter IV, Heading G6, Page IV-7).

### 3. Entering the Discrepancy and Assigning the Deduction

Items that the Judge determines to be **non-authentic** must be listed in the proper area of the score sheet and assigned the required point deductions. **The Entrant must initial each non-authentic deduction.** (See Chapter IV, Heading G6, Page IV-7).

### 4. Use only the Exact Deduction Listed for the Discrepancy

If the exact item is not listed, Judges must base their deduction on a similar item found on the list of deductions for non-authentic items.

### 5. Maximum Total Deductions for Non-Authenticity

The total of non-authenticity deductions for items within a component area (Exterior, Interior, etc.) must not exceed the maximum deduction indicated: Exterior 200, Interior 200; Boot 100; Engine 200.

These maximums are not based on the total deductions possible for each component area, but are a measure of the relative importance of that component's authenticity toward the overall score.

## D. USING THIS GUIDE

### 1. Listings and Penalties

The item listings have been expanded and include items previously omitted. The guide must be used by all Judges for scoring non-authenticity penalties. **DO NOT** use deduction point values other than those listed. If more than one of the listed items is found to be non-authentic, the total number found is multiplied times the listed mandatory deduction for each, to determine the total deduction for the discrepancy.

### 2. Items Excluded from Judging

**Do NOT judge:**

- a. Front or rear suspension components
- b. The underside of the vehicle
- c. Inner sidewalls of road tires

### 3. Notes Associated with Specific Items

Notes associated with specific items are intended to answer routine questions and are an **important** part of the guide.

## E. ITEMS COMMON TO ALL COMPONENT AREAS

**For OV (Operational Vehicle) deductions, see Score Sheet #1.**

**Items listed in this section are common to all areas/components of the vehicle. The deductions apply to the listed items regardless of their relative size, quantity or location.**

ITEM	Missing or wrong style, plating, finish, model, color, shape, size, type, material or configuration.	Maximum deduction for each of the four component areas
1. Misc. Latches, Clips & Hardware	0.50 ea	4.0
2. Nuts, Bolts, Screws & Washers	0.50 ea	4.0
3. Rubber Mounting Pads & Seals	0.50 ea	4.0
4. Rubber Weather Strip	0.50 ea Length	4.0
5. Data Plates and Small Decals	0.50 ea	4.0
6. Other, for items not otherwise listed	0.1 ea.	1.0

## F. EXTERIOR

### Maximum deduction 200 points

ITEM	Not a factory color or a documented special-order color.	NOTE
Paint Finish	20.0	Below

**Note:**

**Paint:** No deduction for type of paint. Colors must be reasonably close to production standards for year and model. Metallic colors or two-tone color schemes must adhere to factory standards. Non-production colors must be documented, by the car's JDHT certificate or an equivalent document, as having been an original color factory-applied to the Jaguar.

ITEM	Missing or wrong style, plating, finish, model, color, shape, size, type, material or configuration	Max. Deduct.	See Exterior Notes on Page VI-8
<b>1. <u>AMCO Accessories (Champion Div. Only)</u></b> (Approved at the 2025 AGM for the 2026 Concours Season)	2.0 ea		
2. Antennas	2.0		<b>a</b>
3. Back-up Lights Assemblies	2.0 ea		
4. Badges & Emblems	2.0 ea		<b>b</b>
5. Body Plugs	0.5 ea		
6. Bonnet (Basic Structure only)	10.0		<b>c</b>
7. Bonnet, E-Type only	20.0		
8. Boot Lid (Basic Structure only)	8.0		<b>c</b>
9. Brake & Turn Signal Assemblies	2.0 ea		
10. Bumper Overriders	2.0 ea		
11. Bumper Spring Bars	4.0 ea		
12. Bumper Valences	2.0 ea		
13. Bumpers per Assembly (Less Overriders)	6.0 ea	12.0	
14. Chassis/Body Stance/Ride Height	5.0 ea		<b>d</b>
15. Protective clear bras/coverings, Driv. Div, in other than frontal area and the complete body-colored backs of the exterior mirrors. (See Chapter V, C2b1, Page V-5)	2.0 each	10.0	<b>t1</b>
16. Protective clear bras/coverings, Champ. Div., (See Chapter V-5, C2b2, Page V-5)	10.0	20.0	<b>t2</b>
17. Curb Feelers	2.0 ea		
18. Door Edge Protectors	1.0 ea		<b>e</b>
19. Door Handles, Boot Lid Handles and Locks	2.0 ea	8.0	
20. Doors	8.0 ea		<b>c</b>
21. Driving/Fog Light Assemblies	3.0 ea		<b>b1</b>
22. Exhaust or Tailpipe Tips/Ext./Assemblies	3.0 ea		
23. Exhaust Resonators	4.0 ea		
24. Fenders	8.0 ea	12.0	<b>c</b>
25. Grille, Primary	8.0		
26. Grille, Secondary and Grille Bars	4.0		
27. Gutters	3.0 ea		
28. Hard Tops	20.0		<b>q</b>
29. Head Light Assemblies	4.0 ea	10.0	<b>f</b>

<b>ITEM</b>	<b>Missing or wrong style, plating, finish, model, color, shape, size, type, material or configuration</b>	<b>Max. Deduct.</b>	<b>See Exterior Notes on Page VI-8</b>
30. Hood/Envelope Cover	4.0		
31. Leaper	3.0		<b>g</b>
32. License Plates, Holders/Brackets/Supports	2.0		
33. License Plate Frames	1.0		<b>h</b>
34. Light Lenses	1.0 ea		
35. Luggage Racks	4.0		<b>i</b>
36. Mud Flaps (Except authorized Jaguar accessories)	2.0 ea		
37. Other, for items not otherwise listed	0.1 ea.	1.0	
38. Pin Striping (aka Pin/Body Stripes or Coachlines)	0.5 ea Panel	1.0	<b>j</b>
39. Pin Beading	0.5 ea Panel	1.0	<b>k</b>
40. Piping, Fender and Panel	2.0 ea Section		
41. Racing Stripes, Large Decals & Film Appliqués	6.0 ea	12.0	
42. Rear View Mirrors	2.0 ea		
43. Rocker Panels	6.0 ea		
44. Roof Vinyl or Fabric Covering	8.0		<b>l</b>
45. Side Curtains	3.0 ea		
46. Side Curtain Storage Pouch	2.0 ea		
47. Side Marker Light Assemblies	2.0 ea		
48. Side Protective Moldings (Except authorized Jaguar Cars Ltd. or Inc. accessories)	2.0 ea Side		<b>m</b>
49. Spats	6.0 ea		
50. Sun Roof	6.0		<b>n</b>
51. Tires	2.0 ea	8.0	<b>o</b>
52. Tonneau	4.0		
53. Top, OTS/DHC (Missing)	20.0		<b>p</b>
54. Top, OTS/DHC Binding	2.0 ea		
55. Top, OTS/DHC Pin Beading or Molding	4.0 ea Section		<b>q</b>
56. Top, OTS/DHC Rear Window	4.0		
57. Trim, Exterior	4.0 ea Section		
58. Turn Signal & Brake Light Assemblies	2.0 ea		
59. Valve Stems/Valve Stem Caps	0.5 ea.		<b>o7</b>
60. Wheel Arch Trim or Beading	2.0 ea		
61. Wheel Hubcaps	2.0 ea		
62. Wheel Knock Offs	2.0 ea		
63. Wheel Lug Nuts	1.0 ea	10.0	
64. Wheel Trim	2.0 ea		
65. Wheels	6.0 ea	20.0	<b>r</b>
66. Window Glass & Tinting	1.5 ea Pane	6.0	<b>s</b>
67. Window Glass Decorative Etching	1.5 ea Pane	6.0	
68. Windshield Stanchions	4.0 ea		
69. Windshield Washer Jets	1.0 ea		
70. Windshield Wipers Arms	1.0 ea		

## F. Exterior Notes:

### a. Antennas

There must not be any deduction for factory-installed antennas or neatly installed antennas associated with radios, cell phones, emergency communications or factory offered global positioning navigation systems. Flush-fitting retractable electric antennas were not fitted prior to 1970.

### b. Badge Bars and Driving or Fog Lights

#### 1. Badge Bars and Driving or Fog Lights

**Champion Division: Factory** badge bars and driving or fog lights may be installed, as long as they and their installation are in keeping with the quality and vintage of the Jaguar. No extra points must be given or deducted for the presence of these items; however, all installed driving or fog lights must be functional. (2026 Administrative Clarification for the 2026 Concours Season)

**Driven Division and Special Division: Factory or aftermarket** badge bars and driving or fog lights may be installed as long as they and their installation are in keeping with the quality and vintage of the Jaguar. No extra points must be given or deducted for the presence of these items; however, all installed driving and fog lamps must be functional. (2026 Administrative Clarification for the 2026 Concours Season)

#### 2. Badges

Badges must represent JCNA, JCNA affiliates or other Jaguar or automobile associations.

#### 3. Grille-Mounted Badges

Grille-Mounted Badges are NOT allowed on Champion Division Entries. A maximum of two (2) grille-mounted badges are allowed, on Driven Division Entries.

### c. Bonnet, Boot Lid, Doors and Fenders

Observe that the component is made of the same material as the original (steel, aluminum, fiberglass, etc.), that its shape is the same as the original (flares, curvature, air scoops, louvers, etc.), and that it belongs on that specific model. This does not include trim, bumpers, lights, handles, or other items attached to the basic structure.

### d. Chassis/Body Posture and Ride Height

This deduction must be applied to cars whose front, rear, or overall posture or ride height is **MARKEDLY** higher or lower than specification. (*This problem is most often seen on cars that have been re-sprung or whose torsion bars are seriously misadjusted.*)

### e. Door Edge Protectors

These vertically mounted stainless or anodized black protectors were offered by Jaguar Cars Inc. for 1979-1992 XJ and 1976-1992 XJS models. If door edge protectors are installed on other models the Entrant must document that Jaguar Cars Ltd., Jaguar Cars Inc. or Jaguar Canada Inc., offered them, for that specific model, or they must be considered non-authentic. Where authorized, as noted above, the protectors must be installed on all doors.

### f. Headlights

Entries are allowed to have any style and/or size headlamps, offered by Jaguar Cars Ltd., Jaguar Cars Inc. or Jaguar Canada Inc. for the specific model, regardless of the country to which the car was originally delivered.

### g. Leaper

Leapers on Series 1, 2 and 3 XJ and XJ40/XJ81 Style Saloons are considered acceptable North American Jaguar Cars accessories. In 1994, X300 model saloons, exported overseas, were the first to be offered with the Jaguar Cars Ltd. redesigned “safety” Leapers. Leapers were never officially offered for XK 120s, XK 140s, E-Types, XJSs or newer XKs and must be judged as a non-authentic item if present.

## **h. License Plate Frames**

Plain license plate frames or those advertising current or past Jaguar dealerships, JCNA, JCNA Affiliates, or promoting the Jaguar marque are accepted. Frames may be of any material. All other Champion Division license plate frames must be scored as non-authentic unless the Entrant can document that Jaguar Cars Ltd., Jaguar Cars Inc., or Jaguar Canada Inc. offered them for that specific model and Model Year. Driven Division frames are judged only for condition and cleanliness.

## **i. Luggage Racks**

**Champion Division: Factory luggage racks are allowed with confirmation of their being manufactured by the factory. All racks must be neatly mounted in the prescribed location on the vehicle.** All racks must be neatly mounted in the prescribed location on the vehicle. (2026 Administrative Clarification for the 2026 Concours Season)

**Driven Division: Factory or appropriate vintage after-market racks are allowed. All racks must be neatly mounted in the prescribed location on the vehicle.** All racks must be neatly mounted in the prescribed location on the vehicle. (2026 Administrative Clarification for the 2026 Concours Season)

**Note: For Special Division the mere presence of a non-authentic item that is allowed in Driven Division, such as an aftermarket luggage rack, does not count towards the point summation needed to meet the S2 deduction requirement.** (2026 Administrative Clarification for the 2026 Concours Season)

## **j. Pin/Body Stripes (Coachlines)**

Where offered, factory applied and authentic optional Pin/Body Stripes (Coachlines) consist of one or two narrow, closely spaced stripes complementing or contrasting to the body color. (See applicable Judges' Guides, JCNA Seminar Technical Bulletins\* and Factory Brochures for additional details). Pin/Body stripe (Coachline) embellishments such as initials, monograms, leapers, scrolls, etc. are non-authentic.

## **k. Pin Beading**

Pin beading is the narrow, chrome plated, half-round trim found on early (MK and XK) convertibles, and drop heads. It is called pin beading because, when properly attached, hidden pins on its backside hold it in place. Screws, or other visible substitute fasteners, used to hold pin beading in place, are non-authentic.

\* Only that bulletin content, which directly quotes or copies information from the Jaguar Cars documents, listed in Table C-1, is permitted for validating feature and component authenticity.

## **FACTORY APPLIED AND/OR AUTHORIZED PIN/BODY STRIPES (Coachlines) (Subject to Change with Documentation)**

MODEL YEAR	MODEL	PIN/BODY (Coachlines) STRIPES	NOTE	REFERENCE
	MK VII, VIII, IX	NO		
	2.4, 3.4, MK2, S-TYPE	NO		
	420, 240, 340	NO		
	MK10, 420G	NO		
	XJ6/12 SERIES 1	NO		
	XJ6/12 SERIES 2	YES (single)	Above the swage line	Factory brochures.
	DAIMLER DOUBLE SIX	NO		
	XJ6C/12C	YES	Above the swage line	Factory brochures
1976 – 1982	XJS	NO		
1979 - 1982	SERIES 3 V12 (Canada)	YES (single, double)	Above the swage line	RTC9886CE Parts Book
	SERIES 3 DAIMLER DOUBLE SIX	YES (double) Chrome swage molding,	Above the swage line Colors: copper, gold	

<b>MODEL YEAR</b>	<b>MODEL</b>	<b>PIN/BODY (Coachlines) STRIPES</b>	<b>NOTE</b>	<b>REFERENCE</b>
1983 - 1985	SERIES 3 V12 (Canada)	YES (single, double)	Above the swage line	RTC9886CE Parts Book
	SERIES 3 DAIMLER DOUBLE SIX	YES (single, double) Chrome swage molding,	Above the swage line Colors: gold leaf, oyster, gunmetal	
1986 - 1987	SERIES 3 V12 (Canada)	YES (single, double)	Above the swage line	RTC9886CE Parts Book
	SERIES 3 DAIMLER DOUBLE SIX	YES (single, double)	Above the swage line Colors: gold leaf,	
		Chrome swage molding,	oyster, gunmetal	
1988 - 1990	SERIES 3 Vanden Plas V12 (Canada)	YES (single, double)	Above the swage line	RTC9898CA Parts Book
	SERIES 3 DAIMLER DOUBLE SIX	YES (single, double) Chrome swage molding,	Above the swage line Colors: gold leaf, oyster, gunmetal, black, dark red, gold/copper	
1991 - 1992	SERIES 3 Vanden Plas V12 (Canada)	YES (double)	Above the swage line	Parts Technical Info, Vol J8, Num. J8, Sept. 1990
	SERIES 3 DAIMLER DOUBLE SIX	YES (double) Chrome swage molding,	Above the swage line Colors: Gold, silver, dark blue	
1983 - 1987	XJ6 SERIES 3, From VIN #398412 –	YES (double)	Above the swage line	Factory brochures
	VDP	YES (double)	Above the swage line Gold/Copper tone	
			Series III coachline colors: Oyster, Gold, Gold Leaf, Copper, Gunmetal	
1987	XJ6/XJ40	YES (double)		
	XJ6/XJ40 SOVEREIGN	YES (double)		Unconfirmed, see note
	XJ6/XJ40 VDP	YES (double)	Two-tone	
	XJ6/XJ40 DAIMLER	YES (single)		Unconfirmed, see note
1988	XJ6/XJ40	NO		Unconfirmed, see note
	XJ6/XJ40 SOVEREIGN & VDP	YES (double)	Two-tone	
1989	XJ6/XJ40	NO		Unconfirmed, see note
	XJ6/XJ40 SOVEREIGN & VDP	NO	Chrome swage molding	Unconfirmed, see note
1990	XJ6/XJ40 & SOVEREIGN	NO		
	XJ6/XJ40 VDP	NO	Chrome swage molding	
	XJ6/XJ40 VDP MAJESTIC	NO	Body color swage molding	
1991	XJ6/XJ40 & SOVEREIGN	NO		
	XJ6/XJ40 VDP	NO	Chrome swage molding	
1992	XJ6/XJ40 & SOVEREIGN	NO		
	XJ6/XJ40 MAJESTIC	NO	Chrome swage molding & side finisher	
	XJ6/XJ40 VDP	NO	Chrome swage molding	
1993	XJ6/XJ40 & VDP	NO		
	XJ6/XJ40 DAIMLER	NO	Chrome swage	

MODEL YEAR	MODEL	PIN/BODY (Coachlines) STRIPES	NOTE	REFERENCE
			molding	
1994	XJ12/XJ81	NO	Chrome swage molding & side finisher	
	XJ6/XJ40	NO		
	XJ6/XJ40 VDP	NO	Chrome side finisher	Unconfirmed, see note
1982 thru 1990	XJS + H&E	YES	Above beltline, below door handle	
1991	XJS	NO		
1992	XJS	NO		
1993	XJS & XJRS	NO		
1994	XJS 6 Cyl.	NO		
1994	XJS 12 Cyl.	YES	Fm Vin #188105 - 194774	Orig. Jaguar Parts
1994 - 1997	XJ (X300/X305)	NO		
1995	XJR	YES		
1995 - 1996	XJS	NO	Fm Vin #194775	Orig. Jaguar Parts
1996-Onward	All Models	NO		

**All authentic pin/body stripes (coachlines) are applied as tape, NOT painted.**

**Note:** The configuration listed for these particular models has been difficult to authenticate. Entrants with those models are encouraged to provide official documentation validating the body/pin stripe configuration of their Entries.

### **l. Roof Covering**

XJ6C & XJ12C and certain pre-war coupes have a vinyl roof covering.

### **m. Side Protective Moldings**

These protective accessories were offered by dealers in North America, beginning in September of 1977, for the XJ6/12 and the XJ-S. Mounted along the side of the body, the moldings consist of metal extrusions with vinyl inserts, capped at each end by chrome finishers and attached with rivets or adhesive. The moldings were available in white, black, silver, blue, dark brown, caramel brown, green, or red. Side moldings on earlier models (pre-1977) must be considered non-authentic.

1. Circa 1988, one-piece adhesive side moldings were made available in colors, which complemented the paint codes for XJS, Series III V12 VDP, and XJ40/XJ81. They came in wide or narrow widths; however, the narrow width was not available for the XJS in Canada.
2. In 1995 the XJS was offered with either the wide or narrow moldings in both the US and Canadian markets. The X300/X305 had factory-applied moldings.

### **n. Sunroofs**

Folding “Webasto-type” vinyl sunroofs, were offered to the North American market for XK 150 FHC, MK 2, 3.8S, E-Type, 420, and MK10/420G. (Webasto is the name commonly associated with these sunroofs; however, there was more than one Webasto source/company. Product differences, if any, have yet to be determined.) Only the “Webasto-type” folding vinyl sunroofs must be considered authentic. Sliding metal or glass-type sunroofs must have been installed by the factory or by a factory authorized agent at the time of delivery. In the early 1980s, the North American market XJ-S was offered with an electric retracting sunroof, installed by Hess and Eisenhardt.

Research into the sunroof issue is continuing. While the information provided here is valid, more model and model year detail is being sought.

### **o. Tires, Condition and Sidewalls**

**(Notes o.1 and o.2, Page VI-12 apply to Champion Division Entries only):**

Any brand is acceptable. The standard industry tire sizes, appearing on the tire sidewalls, are acceptable

proof of correct size without further measurement. (Original tire sizes are listed in Appendix B).

All tires subject to judging must be judged for weather checking, excessive tread wear and blemishes. Depending on the era, many Jaguars were available from the factory with either white wall or black wall tires.

### 1. **Champion Division**

There must not be any deduction for an Entrant's choice of white or black sidewall tires, provided they *are period correct and are in keeping with the vintage of the Jaguar and, where there is verifiable, dated photographic material, Jaguar Cars advertising material, or a Jaguar Dealer Price List, available showing either white or black wall tires in use but not necessarily an available Jaguar parts list number at that corresponding time. If the choice is white wall, the width of the white wall must be of the proper vintage.*

### 2. **Driven Division**

There must not be any deduction for an Entrant's choice of white or black sidewalls provided they are in keeping with the vintage of the Jaguar.

### 3. **Redline Sidewalls**

Redline sidewalls were never offered by Jaguar and are considered non-authentic in either Champion or Driven Divisions. (Redline tires may be reversed to show their black side only.)

### 4. **Tire Construction**

Tires are considered expendable. Replacement tires must be the same (or equivalent) size and construction (bias/radial) as originally found on the car when delivered by the Jaguar factory or offered by Jaguar Cars as optional equipment. To retain authenticity, if the year and model Jaguar was originally delivered exclusively with bias ply tires, they must be replaced with bias ply tires only. If suitable radial ply tires were **not** available, at the time of delivery of the Jaguar, the car must not be retrofitted with radial tires. (XK 120, XK 140 and XK 150 cars must be fitted with bias ply tires only.)

**Champion Division:** Vehicles that were produced 1961-On must be fitted with either radials or bias ply factory available tire sizes.

**Driven Division:** Vehicles may be fitted with either radials or bias ply tires. The width and profile are not restricted, just the diameter of the tire which must be as factory original.

### 5. **Tire Size**

Tire size must match the original or an equivalent Alpha Numeric, Eurometric or P-Metric size. (Original sizes are shown in Appendix B) Size must be consistent with the original profile for the car to maintain its proper stance and appearance.

As stated in the Jaguar Service Bulletin, M.15, November 1965, 185 x 15 tires are a proper replacement for Series 1 E-Type tires, thus, either 6.40 x 15 or 185 x 15 size tires are considered authentic for the Series 1 E-Type. As stated in the Jaguar Cars Spares catalogue, page 72, 185 x 15 tires are correct for the Series 2 E-Type and are considered authentic.

**Note:** At that time period, by default "185x15" tires were "80" series, that being the aspect ratio of the height of the sidewall in comparison to the width of the tread. "185/70x15" tires are Non-Authentic as the tire diameter and road height are not authentic with the keeping of the car.

**Champion Division:** Tire size must match the original or an equivalent Alpha Numeric, Eurometric or P-Metric size. (Original sizes are shown in Appendix B) Size must be consistent with the original profile for the car to maintain its proper stance and appearance. Vehicles that were produced 1961-On must be fitted with either radials or bias ply factory available tire sizes.

**Driven Division:** Vehicles may be fitted with either radials or bias ply tires. The width and profile are not restricted, just the diameter of the tire which must be as factory original.

### 6. **Tire Speed Ratings**

Tires on Champion and Driven Division cars less than 15 years old must have original speed ratings

or speed ratings equal to or superior to the original. (See Appendix B).

## 7. Valve Stems and Valve Stem Caps

Inner tube and tubeless tire valve stems and valve stem caps must be appropriate to the vintage of the car. Pre-'55 Jaguar tire valve stems must have cad-plated, dome-type metal valve stem caps.

Tubeless tires were first fitted in October 1965 and have pull-through valve stems, however, the fitment of tubeless tires, provided the tires are in keeping with the vintage of the car, is permitted prior to this date, provided the valve stems are the black rubber type. Metal valve stems are non-authentic on pre-alloy wheels.

Regarding valve stem caps, until proven otherwise or by newly discovered evidence, 1955 to 1962 must be treated as a transitional period for Jaguars and either domed metal or domed black plastic valve stem caps must be treated as authentic. All four valve stem caps on the road wheels plus the valve stem cap on the spare tire must match. Slotted metal valve stem caps, with the core removal extension, are non-authentic. (A separate core removal tool is included in the factory tool kit.) 1963 to approximately 2013 models must have dome-type black plastic valve stem caps. 2014-onward may have either gray plastic, for tires with air pressure sensors, or black plastic, for tires without air pressure sensors. Space-saving spare tires and wheels must have black plastic valve stem caps. Logo valve stem caps must be shown to have been an authentic Jaguar Cars accessory for the specific year and model they are presented on. Green-colored valve stem caps, indicating the use of nitrogen gas, are not an authorized Jaguar accessory and, therefore, are non-authentic. The type of gas in the tire is not a judging issue.

## 8. Wrong Diameter Wheels

Wrong diameter wheels must receive both a tire (2.0 points ea.) deduction, plus a wheel (6.0 points ea.) for a total of 8.0 points for each affected wheel/tire combination, with a maximum 28 points.

## p. Soft Tops, Windows, Tonneaus, and Boot Covers

Champion and Driven Division Entries with open or drophead configurations must have their soft tops erected when presented for judging. Windows must be in the shut position and, where applicable, side curtains, tonneaus, and boot covers must be displayed nearby for judging.

### 1. Special Division Soft Top Exemptions

**Special Division Classes S1/PD, is exempt from this requirement.**

### 2. Special Division Classes S2/PD

When items are removed, such as the soft top, to be counted as a deductible item, any evidence of their prior existence must not be visible. Whether modified or authentic, when a soft top is present, the soft top must be erect for judgement of fit and finish.

### 3. Unavoidable Soft Top Creasing

*Providing there is no material damage, do not deduct for such unavoidable design creasing, compressing or rubbing of soft tops.*

## q. Hard Tops

Hard tops, either factory optional or aftermarket, except as fitted to the XJS Cabriolet, are NOT acceptable for judging.

## r. Wheels

Wheels must be the correct factory size, type, finish, and style for the model. Ace Discs & Rimbellishers are permitted if they were offered by the factory for the specific model. Bolt-on wire wheels are non-authentic. Wire wheels must have the same number of spokes as the original. **Chrome plated wheels, not offered as a Jaguar factory option, must be scored as non-authentic in Champion Division.**

## s. Window Glass

### 1. Champion Division

Any window glass that meets the requirements of the original specifications for form, fit, function, and factory tint is acceptable. Triplex or other brand and safety markings are NOT judged.

## 2. Driven Division

Shiny or mirrored tinting, graphics or logos in the tinting, tinted film on the front windscreen or excessively dark tinting must receive deductions as non-authentic. The tint must allow the interior of the vehicle to be clearly visible when seen from approximately one foot away.

### t. Protective Clear Bras/Coverings

#### 1. Champion Division

Protective clear bras/coverings must be assessed a collective minimum 10.0 points deduction. Clear bras/coverings, which together cover more than 50% of the painted body area, must be assessed the maximum 20.0 points deduction.

#### 2. Driven Division

Protective clear bras/coverings found in other than the frontal area of the exterior and the painted area of the backs of the exterior mirrors, must be assessed a minimum of 2.0 points each, per panel, with a maximum of 10.0 points.

## G. INTERIOR

### Maximum deduction 200 points

ITEM	Missing or wrong style, plating, finish, model, color, shape, size, type, material or configuration	Max. Deduct.	See Interior Notes, on Page VI-15
1. Alarm System	4.0 ea		<b>e</b>
2. Arm Rests	3.0 ea		
3. Ash Trays	1.0 ea		
4. Batteries (If 2 batteries, 3.0 ea)	3.0 ea	6.0	<b>a</b>
5. Battery (Batteries in their own compartments are excluded from judging)	_____		<b>a</b>
6. Battery (metal) Securing Straps	1.0 ea		
7. Carpet Binding	1.0 ea Section	6.0	
8. Carpet Inserts/Heel Pads	1.0 ea		
9. Carpet Section (Including Factory Floor Mats)	2.0 ea	14.0	
10. Carpet, Whole Set	14.0		
11. Consoles - A/C, Light, Radio, Computer	2.0 ea		<b>d</b>
12. Dash Plaques (Allowed in Driven Division)	0.5 ea		
13. Dash/Instrument Panel	6.0		
14. Door Panels	4.0 ea		
15. Door Sill Plates	3.0 ea	10.0	
16. Electronic Devices	3.0 ea		<b>f</b>
17. Fire Extinguisher for Special Division S1/PD (See Chapter II, Sec. 4B, Notes 2a. and 2b., Page II-10)	4.0		
18. Four-way Flasher Assembly	2.0		<b>n</b>
19. Handles, Door, Window and Grab	2.0 ea	8.0	
20. Headliner (Saloons and DHC's)	10.0		
21. Head Rests	2.0 ea		
22. Hinge Panel	4.0 ea		
23. Horn Ring/Horn Button	3.0 ea		<b>g</b>
24. Instruments	2.0 ea	8.0	<b>g</b>
25. Knobs and Switches	1.0 ea	6.0	<b>h</b>
26. Levers, Shift and Brake	2.0 ea		
27. Non-Factory Accessories	2.0 ea		<b>f</b>

ITEM	Missing or wrong style, plating, finish, model, color, shape, size, type, material or configuration	Max. Deduct.	See Interior Notes, on Page VI-15
28. Other, for items not otherwise listed	0.1 ea.	1.0	
29. Piping, Binding & Trim	2.0 ea		
30. Radio, Tape or CD Player	3.0		<b>j</b>
31. Rear View Mirror	2.0		
32. Seat Belts	4.0 ea Set		<b>k</b>
33. Seat Belt Retractors	2.0 ea		
34. Seat Covers not removed	5.0 ea	10.0	<b>L</b>
35. Seat Frames	4.0 ea Seat		
36. Seats & Seat Backs (Squabs)	5.0 ea	10.0	
37. Shut Panel	4.0 ea		
38. Speaker Grilles	2.0 ea		<b>j</b>
39. Speakers	4.0 ea		<b>j</b>
40. Steering Wheel (Wrong or wrapped)	6.0		<b>m</b>
41. Top (convertible) Bow Covering	2.0 ea		
42. Top Bows, Hoodsticks	4.0 ea		
43. Top (convertible) Underside	6.0		
44. Under-Dash & Kick Panels	2.0 ea Section		
45. Vinyl & Leather Trim (not seats or doors)	2.0 ea Section		
46. Visors	2.0 ea		
47. Window Seals	2.0 ea		
48. Woodwork (other than Dash)	2.0 ea Section	10.0	

## G. Interior Notes:

### a. Batteries and Battery Compartments

Do not judge batteries that are in their own compartment or covered by a factory panel. This includes compartments such as the XK 120, [XK 140 and 150 are already not judged]. For batteries, such as the XJS where the plastic cover is becoming brittle and the XJS Face Lift, where removal of the cover sometimes causes detrition of surrounding areas, and other vehicles where the battery is in its own compartment, the battery is not to be judged.

Batteries that are visible, are to be judged when either the engine compartment is judged, such as the E-Types or Series 1-2-3 sedans and others, or when the spare tire is being judged after the cover panel is raised, such as with the 2002-2007 XJ sedans.

Judge the general area, the battery configuration, its style, cover, the positions and type of its terminals, the visible cables, the battery hold-down and the battery cable-ends.

**Note 1:** Batteries are **not** judged in the Driven Division

**Note 2:** Configuration refers to “maintaining the original type and placement of battery terminals”. The battery must still be capable of being held in place as originally intended by the manufacturer utilizing original equipment brackets and hardware.

### b. Battery Brand

Lucas and other original equipment batteries, by any manufacturer, must be replaced only by those that are of like voltage and appearance and have their terminals positioned as on the original battery. Replacement batteries do not have to be identical to the original in size, but they must fit in the location

originally intended, utilizing original factory hardware.

**c. Battery Style**

Fluted or cylindrical sided (Gates-Optima style) batteries are non-authentic.

**d. Consoles**

Judge individual panels for switches, radios, ashtrays, air conditioning, A/C outlets, overhead lighting, navigation, trip computers, etc.

**e. Electronic Telephones, Alarm Systems and Radar Detectors**

There must not be any deductions for neatly installed telephones, alarm systems or their accessories authorized by the factory, Jaguar Cars Inc. or Jaguar Canada Inc. Radar detectors were offered by all dealers on certain XJ and XJS cars for a period and were also installed by Jaguar Cars Ltd.; they were contained in a special case and stowed in the void above the steering column nacelle. All other radar detectors, NOT provided by either Jaguar Cars Ltd. or Jaguar Cars Inc., or installed by dealers must be considered non-authentic.

**f. Non-Factory Electronic and Non-Electronic Items**

Non-factory electronic or non-electronic items, required by local or state governments for daily use by the Entrant, and which cannot be easily removed without potential damage to either the vehicle or the item, will be judged for cleanliness and condition only.

**g. Instruments**

Instruments added to those originally supplied are non-authentic.

**h. Knobs and Switches**

Judge knobs and switches on the dash and elsewhere for the control of mirrors, seats, A/C, lights and windows, plus gear shift knobs. Extra switches mounted on the face of the dash or instrument panel are non-authentic.

**i. Non-Factory Accessories**

Items that are semi-permanently attached to the vehicle, such as adhesive toll passes or Sirius antennas, that may cause damage to either the vehicle or item, need not be removed from the vehicle before judging, but will be judged for cleanliness and condition.

Items that are easily removable, such as toll transponders, aftermarket compasses, clocks, medallions, stuffed animals and similar mementos or charms must be removed or they will receive non-authentic deductions.

**Champion Division:** Items, such as aftermarket compasses, clocks, medallions, stuffed animals and similar mementos or charms, must receive a non-authentic deduction.

**Driven Division:** Any other electronic equipment not specifically provided by the factory as an accessory, such as toll transponders, that are easily removable, must be removed before judging; however, items that are semi-permanently attached to the vehicle, such as Sirius antennas, need not be removed from the vehicle before judging, but will be judged for cleanliness and condition.

**j. Radios, CD or Tape Players and Speakers**

**Champion Division:** There must not be any deductions for neatly installed radios of correct vintage, using original or authentic mountings and original speaker housings and grilles.

**Driven Division:** Entries are allowed contemporary radios, tape, or CD players installed in the original radio mounting space, utilizing the original speaker locations and external housings and grilles, without deduction.

**k. Seat Belts**

Seat belts must be considered safety equipment and may be added/installed in those models that were not originally equipped with them. The type of installation and equipment must be in keeping with the vintage of the Jaguar. Replacement, non-standard hardware, belts or retractors must be judged as non-authentic.

### **I. Seat Covers**

Accessory seat covers, such as sheepskin, must be removed to allow the Judge to judge the seat upholstery.

### **m. Steering Wheels**

Steering wheels with non-original wrapping are considered non-authentic. Wrapping must be removed before judging. Original type steering wheels whose dimensions are other than as supplied at time of production are considered non-authentic.

**Note:** There are a number of factory-wrapped steering wheels, see Chapter III, N7d, Page III-19 before making any deductions.

### **n. Four-way Flasher System**

**The Interior Judge is required to judge for a missing or a non-authentic method of creating a four-way flasher system under the dash for the November 1965-68 models. The installation of the under-dash switch ceased with the introduction of the rocker switch models which had built-in four-way flasher systems. See Appendix F for a list of models.** (2026 Administrative Correction for the 2026 Concours Season)

## **H. BOOT (CHAMPION DIVISION ONLY)**

### **Maximum deduction 100 points**

<b>ITEM</b>	<b>Missing or wrong style, plating, finish, model, color, shape, size, type, material or configuration.</b>	<b>Max. Deduct</b>	<b>See Boot Notes on Page VI-18</b>
1. Batteries (If 2 batteries, 3.0 ea)	3.0 ea	6.0	<b>a</b>
2. Battery (Batteries in their own compartments are <b>excluded</b> from judging)	—		<b>a</b>
3. Battery Cover	2.0		
4. Carpet or Mat	6.0		
5. Floor Boards	3.0 ea Section		
6. Fuel Filler Pipe Cover	4.0		
7. Jack	6.0		
8. Jack Handle	4.0		
9. Jack Pouch	2.0		
10. Lid Support	2.0		
11. Lid Latches	2.0 ea		
12. Other, for items not otherwise listed	0.1 ea.	1.0	
13. Owner's Manual	4.0		
14. Paint Finish	4.0		
15. Retaining and Access Straps	2.0 ea		
16. Side and Lid Panels	2.0 ea	6.0	
17. Spare Tire	2.0		<b>b</b>
18. Spare Tire Cover	4.0		
19. Spare Tire Hold Down	2.0		
20. Spare Wheel	6.0		<b>c</b>
20. Strap Securing Tools/Tool Roll to Body	1.0		<b>d</b>
21. Tire Pump	4.0		
22. Tire Pump Hose	2.0		
23. Tool Roll or Box	4.0		<b>d</b>

ITEM	Missing or wrong style, plating, finish, model, color, shape, size, type, material or configuration.	Max. Deduct	See Boot Notes on Page VI-18
24. Tools (including knock-off hammer)	1.0 ea	10.0	<b>d</b>
25. Tool Kit Brake Bleeder Hose Tin	1.0		
26. Tool Kit Spare Spark Plug	1.0 ea		<b>e</b>

## H. Boot Notes:

### a. Batteries and Battery Compartments

See Chapter VI, Table G, Interior, Notes Ga, b, & c, Page VI-15

### b. Spare Tire

(Champion Division only) The spare tire must match the road wheel tires' size, sidewall and tread pattern. Certain recent model Jaguars are equipped with low profile, space-saving spare tires and wheels. Where present (in Champion and Special Division) they are to be inspected for cleanliness and condition only. When more detailed information becomes available, it will appear in Appendix B.

### c. Spare Wheel

(Champion Division only) The spare wheel must be the correct type and match the road wheels. (See "b. Spare Tire", above).

### d. Tool Kit

The tool kit is optional for the Federalized models produced beginning with model-year 1968; however, if the Entrant displays a tool kit, it must be judged. The correct for model-year knock-off hammer is required for wire wheel cars.

### e. Tool Kit, Spare Spark Plug

The spare spark plug, when provided as part of certain tool kits, must be identical to the original (brand and type).

### f. Factory Original Cargo Cover

For vehicles in which the boot area is part of the interior, such as station wagons (Shooting Brakes/Sport Brakes) or SUVs, retractable covers are to be extended for judging; fixed covers that are lifted by the raising of the rear hatch cover, are to be disconnected from the raised rear hatch for judging.

**Champion Division:** The cargo area is to be judged. If the cargo cover is not in place, the cargo cover is to be judged as missing or non-authentic.

**For later coupe models, such as the 2007-2015 XK models, fixed covers that are lifted by the raising of the rear hatch cover, but are attached to the rear hatch, do not need to be disconnected from the raised rear hatch for judging. The fixed cover is to be judged through the hatch glass.** (2026 Administrative Clarification for the 2026 Concours Season)

**For later coupe models, such as the F-Type, fixed covers that are lifted by the raising of the rear hatch cover, but are suspended by a string or other mechanism, may be disconnected from the raised rear hatch for judging.** (2026 Administrative Clarification for the 2026 Concours Season)

**Once judged in the extended mode, the cargo cover can be retracted for ease of judging the lower area.** (2026 Administrative Clarification for the 2026 Concours Season)

**Driven Division: For vehicles in which the boot area is part of the interior and the rear area is not covered by a cargo cover, such as E-Type fixed head coupes and 2+2 models, the rear interior is to judge without opening the rear hatch.** (2026 Administrative Clarification for the 2026 Concours Season)

**If the cargo cover is in place, the cargo area is not to be judged. If the cargo cover is not in place,**

**the cargo cover is to be judged as missing or non-authentic and the cargo area must be judged to the extent practical, by the interior judge without opening the cargo hatch.** (2026 Administrative Clarification for the 2026 Concours Season)

## I. ENGINE COMPARTMENT (Champion Division Only)

Maximum deduction 200 points

ITEM	Missing or wrong style, plating, finish, model, color, shape, size, type, material or configuration.	Max. Deduct	See Engine Comp Notes on Page VI-21
1. Air Cleaner Canister	4.0		
2. Air Cleaner Duct/Horn	4.0		
3. Air Conditioning Compressor, Condenser & Drier	4.0 ea	12.0	
4. Batteries (If 2 batteries, 3.0 ea)	3.0	6.0	<b>a</b>
5. Battery (Batteries in their own compartments are <b>excluded</b> from judging)			<b>a</b>
6. Battery Box or Covers	2.0 ea		
7. Battery Cable-ends	1.0 ea		
8. Battery Hold Down (Includes Fasteners)	2.0 ea		
9. Bonnet Hinges	4.0 ea		
10. Bonnet Latches	2.0 ea		
11. Bonnet Stay/Support	2.0		
12. Bonnet Underside, Finish & Insulation	4.0		
13. Brake & Clutch Reservoirs	2.0 ea		
14. Brake and Clutch Master Cylinders	4.0 ea		
15. Cam Covers	4.0 ea		
16. Carburetors	5.0 ea	15.0	<b>b</b>
17. Carburetor I.D. Tags	0.5 ea		
18. Coil	2.0		
19. Cooling and Radiator System (Items 54 to 60)			
20. Cylinder Head	10.0		<b>c</b>
21. Cylinder Head Color	2.0		<b>c</b>
22. Data Plates & Decals	0.5 ea	4.0	
23. Distributor	4.0		
24. Emission Control Components	4.0 ea		
25. Engine	20.0		
26. Engine Block	10.0		<b>c</b>
27. Engine Cover	8.0		
28. Engine Mounts	2.0 ea		
29. Exhaust Manifolds	4.0 ea		<b>d</b>
30. Exhaust Down Pipes	4.0		
31. Ex. Manifold Stud Length Uniformity	0.5 ea		
32. Firewall	4.0		
33. Fuel Filter, Filter Bowl	2.0 ea		
34. Fuel Injectors	1.0 ea		
35. Fuel Piping/Fuel Rail	2.0 ea		
36. Fuse Boxes/holders	2.0 ea		
37. Generator/Alternator	4.0		
38. Heat Shields	2.0 ea		
39. Heater Box	4.0		

ITEM	Missing or wrong style, plating, finish, model, color, shape, size, type, material or configuration.	Max. Deduct	See Engine Comp Notes on Page VI-21
40. Heater Valve	2.0		
41. Horns	2.0 ea		<b>b</b>
42. Hose Clamps	1.0 ea	10.0	<b>e</b>
43. Hoses	2.0 ea	10.0	<b>f</b>
44. Ignition Wire, Coil & Distributor Connectors	1.0 ea		<b>g</b>
45. Ignition Wire Holders & Separators	1.0 ea		
46. Ignition Wire Loom/Conduit	2.0		
47. Ignition Wires	1.0 ea		
48. Ignition Wire Boots	0.5 ea	10.0	
49. Ignition Wire Spark Plug Connectors	1.0 ea		
50. Intake Manifold	6.0		
51. Intake Manifold Stud Length Uniformity	0.5 ea		
52. Oil Filter Housing	3.0		<b>c</b>
53. Other, for items not otherwise listed	0.1	1.0	
<b>54. Composite engine component covers (2026 Admin)</b>	2.0 ea	8.0	
55. Power Steering Pump & Reservoir	4.0 ea		
56. Radiator	8.0		
57. Radiator-Expansion Tank	4.0		
58. Radiator-Extra Radiator Fan(s)	4.0 ea		<b>b</b>
59. Radiator-Fan (Includes Motor)	4.0 ea		
60. Radiator-Fan Clutch	2.0		
61. Radiator-Fan Shroud (including flaps)	4.0		
62. Radiator and Recovery System Caps	1.0 ea		
63. Relays	2.0 ea	8.0	
<b>64. Rubber Covers, Caps &amp; Bellows (2026 Admin)</b>	2.0 ea	8.0	
<b>65. Side &amp; Splash Panels (2026 Admin)</b>	4.0 ea	2.0	
66. Solenoids	2.0 ea		
67. Spark Plugs	1.0 ea		<b>h</b>
68. Starter	4.0		
69. Steering Column, Rack & Flexible Joints	4.0 ea		
70. Subframe or Frame	4.0 ea Side		
71. Throttle Linkage & Cables	2.0 ea Section		
72. Tubing, Misc. Metal	1.0 ea		
73. Valve/Camshaft Covers	4.0 ea		
74. Voltage Regulator/Control	4.0		
75. Water Manifolds	6.0		
76. Windshield Washer	4.0		
77. Windshield Washer Reservoir	2.0		
78. Windshield Washer Pump	2.0		
79. Windshield Wiper Motor	6.0		
80. Wire Terminals	1.0 ea	10.0	
81. Wiring Harness	10.0		
82. Wiring Harness Covering	5.0		
83. Wiring, Other	1.0 ea	10.0	

## **Engine Compartment Notes: (Champion Division Only)**

### **a. Batteries and Battery Compartments**

See Chapter VI, Table G, Interior, Notes G a, b & c, Page VI-15.

### **b. Add-on Items and Accessories**

Extra cooling fans, carburetors, headers, horns, or other items that were not factory-available for the model are non-authentic.

### **c. Engine Block, Head & Carburetors or Fuel Injectors**

Only those items that were factory available for the model are allowed.

### **d. Exhaust Manifolds**

See applicable Judges' Guides and JCNA Seminar Technical Bulletins\* for proper manifold coating. The British terms "black enameled or Vitreous enamel" are the equivalent of the North American term "porcelain". MKV exhaust manifolds were NOT porcelain coated. All post-war XK engine models, up through 1969, are believed to have originally had porcelain coated exhaust manifolds.

\* Only that bulletin content, which quotes or copies information from the Jaguar Cars documents, listed in Table C-1, is permitted for validating feature and component authenticity.

### **e. Hose Clamps**

Hose clamps must match the original including the material, the finish, the configuration of the adjustable band, and the shape and style of the adjusting screw head. All pre-1975 hose clamps must have round head, and straight-slot adjusting screws; their adjusting bands must be grooved, not perforated. (Hex-headed clamp adjusting screws did not appear until approximately 1975. Brand name is not judged. Clamp bands must be the appropriate length (size) for the application; clamps with MORE than approximately one inch of the band showing beyond the adjusting screw are each to receive a non-authentic deduction to an accumulated maximum of 10 points.

### **f. Hoses**

Hoses must be the same size and shape as the original. Hoses reinforced with Kevlar or other synthetic materials are acceptable as long as the reinforcing material is not visible. Where applicable, the original stockinette covering is not required.

### **g. Aftermarket Ignition**

No deduction for aftermarket electronic ignition systems using all stock components and showing only a "black box" mounted unobtrusively.

### **h. Spark Plugs**

There is no deduction for the make or type of spark plugs; however, all installed spark plugs, which are normally visible, must match.

## Cylinder Head Color Table

Model/Engine Size	Documented Color	Acceptable Observed Variation
XK 120; C-Type; D-Type	Natural Aluminum	(No colors listed)
XK 140	Natural Aluminum	(No colors listed)
XK 140 - C-Type Head	Red <sup>1</sup>	
XK 150 - 3.4L & 3.8L	Light Blue <sup>2</sup>	Light Blue-Green
XK 150S - 3.4L & 3.8L	Gold <sup>2</sup>	Old Gold - Pumpkin
MK I - 2.4L	Silver <sup>2</sup>	Natural Aluminum
MK I - 2.4L Stage 3 tuning & 3.4L	Light Blue <sup>2</sup>	Light Blue-Green
MK 2 - 2.4L & 3.4L	Light Blue <sup>1</sup>	Light Blue-Green
MK 2 - 3.8L	Dark Blue <sup>1</sup>	Dark Metallic Blue
S-type - 3.4L	Light Blue <sup>3</sup>	Light Blue-Green
S-type - 3.8L	Dark Blue <sup>3</sup>	Dark Metallic Blue
MK VII; MK VIIM	Natural Aluminum	(No colors listed)
MK VIIM - C-Type Head	Red	
MK VIII	Light Blue <sup>2</sup>	Light Blue-Green
MK IX - 3.8L	Dark Blue <sup>2</sup>	Dark Metallic Blue
MK 10 - 3.8L & 4.2L	Gold <sup>3</sup>	
420; 420G - On	Natural Aluminum	(No colors listed)
Series 1 E-type - 3.8L to ~ R2512	Pumpkin <sup>4</sup>	Old Gold - Pumpkin
Series 1 E-type - 3.8L from ~R2512	Gold <sup>4</sup>	
Series 1 E-type - 4.2L thru ~ 1966 and possibly early 1967 (See Note below)	Gold <sup>4</sup>	
Series 1 E-type, later 1967 and 1968	Natural Aluminum	(No colors listed)

**1. Applicable Service Manuals**

**2. Service Bulletins #271, #272, B.1 & B.5**

**3. Service Manual Supplements**

**4. JCNA Series 1 E-Type Judge's Guide**

**Note:** The highest E-Type engine number observed to date is 7E10192-9 but there may be higher.

## Appendix A List of Production Models

Marque	Note	Model/Engine Capacity	Announced	Years
				Current
Swallow		Austin Seven 2-Seater, 747 cc	1927	1927-1932
Swallow		Austin Seven Saloon, 747 cc	1928	1928-1932
Swallow		Fiat 509A Saloon, 990 cc	1929	1929-1930
Swallow		Standard 9 Saloon, 1287 cc	1929	1930-1932
Swallow		Swift 10 Saloon, 1190 cc	1929	1930-1931
Swallow		Standard 16 Saloon, 2054 cc	1931	1931-1932
Swallow		Wolseley Hornet 2-Seater, 1271 cc	1930	1931-1932
Swallow		Wolseley Hornet 4-Seater, 1271 cc	1931	1931-1932
Swallow		Wolseley Hornet Special (2&4 Seater), 1271 cc	1932	1932-1933
S.S.	(1)	S.S. I Coupe, 2054/2552 cc	1931	1932-1933
Swallow		Morris Cowley 2-Seater, 1550 cc	1927	1927-1928
S.S.		S.S. I Coupe/Saloon/Tourer, 2143/2663 cc	1933	1933-1936
S.S.		S.S. II Coupe, 1052 cc	1931	1932-1933
S.S.		S.S. II Coupe/Saloon, 1343/1608 cc	1933	1934-1936
S.S.		S.S. I Airline Saloon, 2143/2663 cc	1934	1935-1936
S.S.		S.S. I Drophead Coupe, 2143/2663 cc	1935	1935-1936
S.S.		S.S. 90 2-Seater Sports, 2663 cc	1935	1935
S.S.	(2)	Jaguar "1½" s.v. Saloon, 1608 cc	1935	1936-1937
S.S.	(3)	Jaguar "2½" o.h.v. Saloon & Tourer, 2663 cc	1935	1936-1937
S.S.		Jaguar 100, 2-Seater Sports, 2663 cc	1935	1936-1940
S.S.		Jaguar 100, 2-Seater Sports, 3485 cc	1938	1938-1940
Jaguar		Saloon, Drophead Coupe, 1776/2663/3485 cc	1945	1945-1948
Jaguar		Mark V Saloon/Drophead Coupe, 2663/3485 cc	1948	1949-1951
Jaguar	(4)	XK 120 Open 2-Seater, 3442 cc	1948	1949-1954
Jaguar		Mark VII Saloon, 3442 cc	1950	1950-1954
Jaguar		XK 120 Fixed-Head Coupe, 3442 cc	1951	1951-1954
Jaguar	(8)	XK 120C (C-type), 3442 cc	1951	1951-1953
Jaguar		XK 120 Drophead Coupe, 3442 cc	1953	1953-1954
Jaguar	(5)	D-Type, 3442 cc	1954	1955-1957
Jaguar		XK 140 FHC/DHC/Open, 3442 cc	1955	1955-1957
Jaguar		2.4L (MK I) Saloon, 2483 cc	1955	1955-1959
Jaguar		Mark VIIM Saloon, 3442 cc	1955	1955-1956
Jaguar		Mark VIII Saloon, 3442 cc	1956	1956-1959
Jaguar		XKSS 3442 cc	1957	1957
Jaguar		3.4-litre (MK I) Saloon, 3442 cc	1957	1957-1959
Jaguar		XK 150 FHC/DHC, 3442 cc	1957	1957-1961
Jaguar		XK 150 Open 2-Seater, 3442 cc	1958	1958-1961
Jaguar		XK 150S FHC/DHC/Open, 3442 cc	1958	1958-1961
Jaguar		Mark IX Saloon, 3781 cc	1958	1958-1961
Jaguar		XK 150 FHC/DHC/Open 3781 cc	1959	1959-1961
Jaguar		XK 150S FHC/DHC/Open, 3781 cc	1959	1959-1961

Marque	Note	Model/Engine Capacity	Announced	Years
				Current
Jaguar	(6)	Mark 2 Saloon, 2483/3442/3781 cc	1959	1959-1967
Jaguar		E-Type (3.8) Coupe/Open, 3781 cc	1961	1961-1964
Jaguar	(6)	Mark 10 (3.8) Saloon/Limo, 3781 cc	1961	1961-1964
Jaguar	(6)	S-Type Saloon, 3442/3781 cc	1963	1963-1968
Jaguar		E-Type (4.2) Coupe/Open, 4235 cc	1964	1964-1967
Jaguar		E-Type (4.2) Coupe/Open, 4235 cc	1967	1967-1968
Jaguar	(6)	Mark 10 (4.2) Saloon/Limo, 4235 cc	1964	1964-1966
Jaguar		E-Type 2+2 Coupe, 4235 cc	1966	1966-1967
Jaguar		E-Type 2+2 Coupe, 4235 cc	1967	1967-1968
Jaguar	(6)	420 Saloon, 4235 cc	1966	1966-1968
Jaguar	(6)	420G Saloon/Limo, 4235 cc	1966	1966-1970
Jaguar		340 Saloon, 3442 cc	1967	1967-1969
Jaguar		240 Saloon, 2483 cc	1967	1967-1970
Jaguar		Series 2 E-Type 2+2/Open/Coupe 4235 cc	1968	1968-1970
Jaguar		Series 1 XJ Saloon, 2781/4235 cc	1968	1968-1973
Daimler		Daimler DS 420 Limousine	1968	1968-1992
Jaguar		Series 3 E-Type 2+2/Open, 5343 cc	1971	1971-1975
Jaguar	(6)	Series 1 XJ12 Saloon, 5343 cc	1972	1972-1973
Jaguar		XJ6C 2-Door, 4-Seat, 4235 cc	1973	1975-1977
		Pillarless Hard top Coupe (U.S. 74-76 only)		
Jaguar	(6)	XJ12C 2-Door, 4-Seat, 5343 cc	1973	1975-1977
		Pillarless Hard top Coupe (U.S. 74-76 only)		
Jaguar		Series 2 XJ6, XJ 12	1973	1973-1974
Jaguar		Series 2 XJ6L & XJ12L Saloon, 6 Cyl. (4235 cc) & 12 Cyl. (5343 cc), WB 113 in.	1973	1973-1979
Jaguar		XJ-S 2-Door Coupe, 5343 cc	1975	1975-1996
Jaguar		Series III, XJ12 Saloon	1979	1979-1982
Jaguar		Series III, XJ6 Saloon, 4235 cc	1979	1979-1987
Jaguar	(6)	Series III, V12 Saloon, 5343 cc	1981	1982-1992
Jaguar	(6)	XJ6 (XJ40) and Vanden Plas 3.6L	1986	1986-1989
Jaguar		XJ-SC (Cabriolet) 3.6L	1985	1986-1988
Jaguar		XJ-SC (Cabriolet) 5.3L	1986	1986-1988
Jaguar		XJ-S Coupe, 3.6L	1985	1986-1990
Jaguar		XJ-S Convertible - Hess and Eisenhardt 5.3L (USA only)	1986	1986-1988
Jaguar		XJ-S Factory 5.3L Convertible	1988	1988-1992
Jaguar		Sport XJR-S 5.3L	1988	1988-1989
Jaguar		Sport XJR6 3.6L	1988	1988-1989
Jaguar		Majestic (XJ40) 3.6 (USA only)	1989	1989 only
Jaguar	(6)	XJ (XJ40) Saloon 4.0L	1989	1989-1994
Jaguar		Sport XJR-S 6.0L Ltd. Edition	1989	1989
Jaguar		XJ-S Rouge 5.3L	1989	1990
Jaguar		Sport XJR-6 (XJ40) 4.0L	1990	1990-1994
Jaguar	(7)	XJ-S Classic Collection	1990	1990-1991

Marque	Note	Model/Engine Capacity	Years	
			Announced	Current
Jaguar		XJS (Re-styled) 4.0L & 5.3L	1991	1992-1996
Jaguar	(6)	XJ12 (XJ81) and Vanden Plas 5.3L	1993	1993-1994
Jaguar	(6)	XJ (X300) 4.0L & (X305) 5.3L	1994	1994-1997
Jaguar		XJR (X300) 4.0L	1994	1994-1997
Jaguar		XK8 (X100) Coupe and Convertible	1996	1997-2006
Jaguar		XJ & XJR V8 4.0L (X308)	1997	1998-2003
Jaguar		S-TYPE 3.0L & 4.0L	1998	1999-2007
Jaguar		XKR (X100) Coupe and Convertible	1999	1999-2006
Jaguar		XKR Silverstone	2000	2000-2001
Jaguar		X-TYPE 2001 (2001-2009)		
Jaguar		S-Type R	2002	2002-2007
Jaguar		XJ8/R (X350 Aluminum)	2003	2004-2009
Jaguar		XK & XKR (X150) Coupe and Convertible	2006	2007-2015
Jaguar		XF (X250)	2007	2008-2015
Jaguar		XF (X260) (Aluminum)	2015	2015-2024
Jaguar		XJ (X351)	2010	2010-2019
Jaguar		F-TYPE	2013	2013-2024
Jaguar		F-PACE	2016	2016-On
Jaguar		XE	2016	2016-2020
Jaguar		E-Pace	2018	2018-On
Jaguar		I-Pace	2018	2018-On

#### NOTES:

- (1) The S.S. I Coupe was re-styled during 1932.
- (2) This was the last side-valve engined car produced by the Company.
- (3) These and all new models, up to and including the Mark V, had o.h.v. pushrod engines.
- (4) The XK 120 and all subsequent Jaguars have had overhead camshaft engines.
- (5) Several of the D-types were subsequently run with 2.4, 3.8, or 3.9-liter engines.
- (6) Models also produced in Daimler variants.
- (7) Due to non-compliance with California Air Resources Board regulations, 1991 XJ-S models could not be sold there and 1990 models with identical Classic Collection specs and features were substituted.
- (8) Descriptive Terminology, e.g., “XK 120C” taken from factory literature.

**Notes:**

## Appendix B

### Original Equipment Tire and Wheel Information for SS & Jaguar Cars

The following information is based on the best data available and is for use in judging. Some non-North American and International models may not be included. This information may be superseded either by the tire and wheel data contained in the Owner's Manual for a specific model Jaguar or by the Tire Recommendation Plate attached to the car. Recommendations for additions or corrections to this appendix are encouraged and may be sent to the Chairperson of the Judge's Concours Rules Committee (the address can be found in the Clubs, JCNA Committees Section of the *Jaguar Journal*). A copy of the page(s) of the applicable Owner's Manual, or a photo of the Tire Recommendation Plate, specifying the tire size and/or wheel description, must accompany all submissions.

<u>YEAR</u>	<u>MODEL / NOTE</u>	<u>TIRE SIZE</u>	<u>MFG.</u>	<u>TIRE</u>	<u>WHEEL</u>
<b><u>SS</u></b>					
1931-32	S.S. 1 Coupe	5.50 x 18	Dunlop	Fort 90	60 Spoke
1931-33	S.S. 2 Coupe <sup>1</sup>	4.75 x 18	Dunlop	Fort 90	48 Spoke
1932-36	S.S. 1 Coupe/Saloon/Tourer	5.50 x 18	Dunlop	Fort 90	60 Spoke
1933-34	S.S. 2 Coupe/Saloon	4.75 x 18	Dunlop	Fort 90	60 Spoke
1934-36	S.S. 2 Tourer	4.75 x 18	Dunlop	Fort 90	60 Spoke
1934-36	S.S. 1 Airline	5.50 x 18	Dunlop	Fort 90	60 Spoke
1935-35	S.S. 1 Drop Head Coupe	5.50 x 18	Dunlop	Fort 90	60 Spoke
1935-35	S.S. 90	5.50 x 18	Dunlop	Fort 90	60 Spoke
1935-37	S.S. Jaguar 1½ S.V. Saloon <sup>1</sup>	4.75 x 18	Dunlop	Fort 90	60 Spoke
1935-37	S.S. Jaguar 2½ O.H.V. Saloon/Tourer	4.75/5.50 x 18	Dunlop	Fort 90	60 Spoke
1935-41	S.S. Jaguar 100 2½, 3½	5.25/5.50 x 18	Dunlop	Fort 90	60 Spoke
1935-38	S.S. Jaguar 1½ All Steel Saloon	4.75/5.25 x 18	Dunlop	Fort 90	60 Spoke
1935-38	S.S. Jaguar 2½, 3½ All Steel Saloon\DHC	5.50 x 18	Dunlop	Fort 90	60 Spoke
<b><u>MKIV</u></b>					
1945-48	1½, 2½, 3½ Jaguar (Mk IV)	5.50 x 18	Dunlop	Fort 90	60 Spoke
<b><u>MKV</u></b>					
1948-50	MK V	6.70 x 16	Dunlop	Super Comfort	Pressed Steel 5x16

**XKs**

1948-54	XK 120	6.00 x 16	Dunlop	Roadspeed RS4 (Later RS5) & Racing	Pressed Steel <del>4½x16</del> , 5x16, <b><u>5½x16</u></b> 54 Spoke Wire 5x16
1954-57	XK 140	6.00 x 16	Dunlop Racing	Roadspeed RS5	Pressed Steel 5x16, 54 Spoke Wire 5x16
1957-61	XK 150	6.00 x 16	Dunlop Racing	Roadspeed RS5	Pressed Steel 5½x16 54 Spoke Wire 5x16, June '58 - 60 Spoke Wire 5x16

**C and D Types, XKSS**

1951-54	XK 120C (C-Type)	(Front) 6.00 x 16 (Rear) 6.50 x 16	Dunlop	Racing	54 Spoke (Early) 60 Spoke (Late)
1955-57	D-Type & 1957 XKSS	6.50 x 16	Dunlop	Racing	5.00 x 16 light alloy perforated disc

**Large Saloons**

1950-57	MK VII, MK VIIM <sup>2</sup>	6.70 x 16	Dunlop	Super Comfort	Pressed Steel 5x16
1956-59	MK VIII <sup>2</sup>	6.70 x 16	Dunlop	Super Comfort	Pressed Steel 5x16
1958-61	MK IX <sup>2</sup>	6.50/6.70 x 16	Dunlop	Super Comfort	Pressed Steel 5½x16
1961-64	MK 10 (3.8)	7.50 x 14	Dunlop	Roadspeed RS5	Pressed Steel 5½x14
1964-66	MK 10 (4.2)	205 x 14	Dunlop	SP-41 (Radial)	Pressed Steel 5½x14
1966-68	420G	205 x 14	Dunlop	SP-41 (Radial)	Pressed Steel 5½x14

**Small Saloons**

1955-59	2.4 (MK 1)	6.40 x 15	Dunlop	Super Balloon	Pressed Steel 4½x15 72 Spoke Wire 4½x15
1955-59	3.4 (MK 1)	6.40 x 15	Dunlop	Roadspeed RS4	Pressed Steel 4½x15 72 Spoke Wire 4½x15 after chassis #127785-lhd
1959-67	MK 2 (2.4, 3.4, 3.8) Factory authorized <sup>3</sup>	6.40 x 15 185HR15	Dunlop Dunlop	Roadspeed RS5 SP-41 (Radial)	Pressed Steel 5x15 72 Spoke Wire 5x15
1963-68	3.4S, 3.8S	6.40 x 15	Dunlop	Roadspeed RS5	Pressed Steel 5½x15
radial after	3.4-1B25084 & 3.8-1B75382	185HR15	Dunlop	SP-41/SP-68 (Radial)	72 Spoke Wire 5½x15
1966-68	420	6.40 x 15 185 HR15	Dunlop Dunlop	Roadspeed RS5 SP-41 (Radial)	Pressed Steel 5½x15 72 Spoke Wire 5½x15
1967-69	240, 340	6.40 x 15 185HR15	Dunlop Dunlop	Roadspeed RS5 SP-41 (Radial)	Pressed Steel 5½x15 Optional 72 Spoke Wire 5½x15

### E-Types

1961-67	E-Type (Ser 1) 3.8, 4.2 <sup>4</sup>	6.40 x 15	Dunlop	Roadspeed RS5	<b>Lightweight</b> E, Pressed Steel 5x15
			Dunlop	Racing 72 Spoke Wire 5.5x15 (Rear Only)	
	(Option after 10/65)	185HR15	Dunlop	SP-41 (Radial)	
1967-68	E-Type (Ser 1½) 4.2 <sup>4</sup>	185HR15	Dunlop	SP-41 (Radial)	72 Spoke Wire 5x15
			Dunlop	Racing 72 Spoke Wire 5.5x15 (Rear Only)	
1968-70	Series 2 E-Type	185HR15	Dunlop	SP-41 (Radial)	72 Spoke Wire 5x15
				Slotted Pressed Steel 5x15 (Optional)	
			Dunlop	Racing 72 Spoke Wire 5.5x15 (Rear Only)	
1971-75	Series 3 E-Type <sup>5</sup>	ER70VR15	Dunlop	SP Sport (Radial)	Astro Pressed Steel 6x15
					Triple Laced 72 Spoke Wire 6x15

### XJ6/12 Series 1

1968-73	Series 1 XJ6, XJ12, XJ6L, XJ12L <sup>5</sup>	ER70VR15	Dunlop	SP Sport	Slotted Pressed Steel 6x15
---------	---	----------	--------	----------	----------------------------

### XJ6/12 Series 2

1973-79	Series 2 XJ6, XJ6L, XJ6C, XJ12, XJ12L, XJ12C <sup>5</sup>	ER70VR15 205/70VR15	Dunlop Dunlop	Formula 70 SP Sport	Slotted Pressed Steel 6x15 Slotted Pressed Steel 6x15
				(XJ12 1977-79) 5-Spoke Kent Polished	

### XJ6/12 Series III

1979	Series III XJ6	ER70VR15	Dunlop	Formula 70	SP Sport Pressed Steel w/ Trim Ring 6Jx15
1979-87	Series III XJ6	ER70VR15 205/70VR15 215/70VR15	Dunlop Pirelli Dunlop	Formula 70 P5	5-Spoke Kent Alloy 6x15 5-Spoke Kent Alloy 6x15
1979-82	Series III XJ12	215/70VR15	Dunlop	Formula 70	5-Spoke Kent Alloy
1982-92	Series III V12	215/70VR15	Pirelli	P5	Ogle Perforated Alloy or 5-Spoke Kent Alloy
1984-87	XJ6 Sovereign	215/70VR15	Pirelli	P5	Ogle Perforated Alloy

**XJS**

1975-81	XJS Coupe		205/70VR15	Dunlop	SP Super	5-Spoke Kent Alloy 6JKx15
			205/70VR15	Pirelli	P5 Super	5-Spoke Kent Alloy 6JKx15
			205/70VR15	Michelin	XWX Super	5-Spoke Kent Alloy 6JKx15
1981-86	XJS HE and XJS 3.6	(Non-US)	215/70VR15	Pirelli	P5	5-Spoke Starfish (Grey Highlights) 6.5x15
1986-88	XJSC Cabriolet XJS V12	(Non-US)	P215/70VR15	Dunlop	SP Super D7	Ogle Perforated Alloy 6x15
			215/70VR15	Pirelli	P5	5-Spoke Starfish (Grey Highlights) 6.5x15
			215/70VR15	Dunlop	P5 or	Lattice 6.5JKx15, 03/88-on, or
1988	XJR-S Le Mans		245/55ZR16	Dunlop	D7 Sport Super	5-Spoke Starfish 6.5JKx15
1989-91	XJS		235/70VR15	Dunlop	D-40-M2	Radial Alloy 7x16
				Pirelli	P600	Lattice 6.5JKx15
						5-Spoke Starfish
1991	XJS Classic		235/60VR15	Pirelli	P600	Lattice 6.5JJx15 (Body Highlights or
				Chrome)		
			235/60ZR15	Goodyear	Eagle NCT60	Lattice 15x6.5J (Plain or Chrome)
1992	XJS (Redesigned)		235/60ZR15	Goodyear	Eagle NCT60	Lattice 7x15
1993	XJS		235/60VR15	Pirelli	P4000	Lattice 6.5x15
	XJR-S JaguarSport	(Front)	225/50ZR16	Goodyear	Eagle NCT60	JaguarSport Rectangular Slotted 8x16
	(Rear)		245/55ZR16			
		(Spare)	205/70R15			Speedline Alloy Spare
		(Spare)	205/70R15	Dunlop	D7	Speedline 7.5x15
1994	XJS 6 Cyl		235/60ZR15	Goodyear	NTC	Lattice (US Standard) 6.5x15
	XJS 6 Cyl Sport		225/55VR16	Pirelli	P600	Alloy Painted 5-Spoke 7x16
	XJS 12 Cyl		225/60ZR16	Pirelli	P4000E	5-Spoke Diamond Turned Gold 7x16
1995-96	XJS 6 Cyl		225/60ZR16	Pirelli	P4000	5-Spoke Diamond Turned 7x16
1995	XJS 12 Cyl		225/55VR16	Pirelli	P4000E	20-Spoke Diamond Turned 7Jx16
						(Chrome 5-Spoke optional)
1996	XJS Convertible		225/60ZR16	Pirelli	P4000E	Diamond Turned 11-Slot Aero Sport 7Jx16

**XJ6/12 (XJ40/XJ81)**

1987-92	XJ6	205/70VR15	Pirelli	P5	Radial Alloy 7x15
1993	XJ6	225/65ZR15	Pirelli	P4000	(XJ6) Radial 7x15, (VP) Roulette 7x15
1994	XJ6	225/60ZR16	Pirelli	P4000E	Kiwi Alloy 7x16
1994	XJ12 (XJ81) (early)	225/60ZR16	Pirelli	P4000E	Lattice 7x16
1994	XJ12 (XJ81) (late)	225/60ZR16	Pirelli	P4000	20 Spoke Alloy 7x16
1994	Vanden Plas	225/60ZR16	Pirelli	P4000E	Aero Alloy 7x16

**XJ220**

1988	XJ220 Prototype	295/40ZR17	Pirelli	P Zero	Speedline One-piece Alloy 9x17
1991	XJ220	(Front) 255/45ZR17 (Rear) 345/35ZR18	Bridgestone Bridgestone	Expedia Expedia,	Speedline One-piece Alloy 9x17 Speedline One-piece Alloy 14x18
1993	XJ220C	(Front) 250/640R18 (Rear) 315/655R18	Dunlop Dunlop	Racing Slicks Racing Slicks	JaguarSport Speedline 10x18 JaguarSport Speedline 13x18

**XJ6 (X300/X305) (See Apx B, Note #6, Page Apx B 39)**

1995-97	XJ6 & '97 XJ6L	225/60ZR16	Pirelli	P4000e	Dimple Cast Alloy-Diamond Polished 7Jx16
1995	Vanden Plas	225/60ZR16	Pirelli	P4000e	Aero Cast Alloy-Diamond Polished 7Jx16
1996-97	Vanden Plas	225/60ZR16	Pirelli	P4000e	20-spoke Cast Alloy-Diamond Polished 7Jx16
1995-96	XJ12 (X305)	225/60ZR16	Pirelli	P4000e	20 Spoke Cast Alloy-Diamond Polished 7Jx16
1995-97	XJR	255/45ZR17	Pirelli	P Zero	Sport Cast Alloy 8x17

**X-TYPE (2001-2009)** (See Apx B, Note #6, Page Apx B 39)

2001-02.5	X-TYPE 2.5	205/55R16 91H	Continental	Conti Touring Contact	X-10 Cast Alloy 16x6.5
2001-02.5	X-TYPE 3.0	205/55R16 91H	Continental	Conti Touring Contact	X-5 Cast Alloy 16x6.5
2001	(Option)	225/45R17	Pirelli	P Zero A-Sport	X-10 Sport Cast Alloy 17x7.0
2002.5	(Option)	225/45R17	Continental	ContiSport Contact	X-10 Sport Cast Alloy 17x7.0
2003	X-TYPE 2.5	205/55R16 91H	Continental	Conti Touring Contact	X-10 Cast Alloy 16x6.5
2003	X-TYPE 3.0	225/45R17 91H	Continental	Conti Touring Contact	X-7 Flute Cast Alloy 17x7.0
	(Option)	225/45R17 91H	Continental	Conti Touring Contact	X-10 Sport Cast alloy 17x7.0
	(Option)	225/45R17 91H	Continental	Conti Touring Contact	X-Triple 5 Cast Alloy 17x7.0
	(R Performance Option)	225/40R18	Pirelli	P Zero Nero	Melbourne 2-piece 18x7.5
	(R Performance Option)	225/40R18	Pirelli	P Zero Nero	Indianapolis 2-piece 18x7.5
2004	X-TYPE 2.5	205/55R16 91H	Continental	Conti Touring Contact	Tobago Cast Alloy 16x6.5
2004	X-TYPE 3.0	225/45R17 91H	Continental	Conti Touring Contact	Cayman Forged Alloy 17x7.0
2004	X-TYPE 3.0 Sport	225/40R18	Pirelli	P Zero Nero	Aruba Forged Alloy 18x7.5
2004	(Option w/Sport)	225/45R17 91H	Continental	Conti Touring Contact	X-Ten Sport Cast Alloy 17x7.0
2004	X-TYPE 3.0 Luxury	225/45R17 91H	Continental	Conti Touring Contact	Andros Forged Alloy 17x7.0
2004	(R Performance Option)	225/40R18	Pirelli	P Zero Nero	Melbourne 2-piece 18x7.5
2004	X-Type	255/45ZR17	Pirelli	P Zero	Sport Cast Alloy 8x17
2004	X-Type Estate Wagon	225/45 R17	Pirelli	P Zero	Andros Cast Alloy 7x17
2004	X-Type Sports	225/45 R17	Pirelli	P Zero	Andros Cast Alloy 7x17
2004	X-Type 2.5	205/55 HR16	Pirelli	All Season	Tobago 7-Spoke Alloy 6.5x16
2004	X-Type 3.0 Sports	225/45 R17	Pirelli	P Zero	Agulia 5x2-Spoke Alloy 7x17
2004	X-Type 3.0 Sports	225/45 R18	Pirelli	P Zero	Aruba Cast Alloy 7.5x18
2004	X-Type 3.0 Sports	225/45 R18	Pirelli	P Zero (Optional)	Melborne 2-Piece Alloy 7.5x18
2004	X-Type 3.0	225/45 HR17	Pirelli	All Season	Cayman Alloy 7x17
2005	X-Type 2.5	205/55 HR16	Pirelli	All Season	Tobago 7-Spoke Alloy 6.5x16
2005	X-Type 3.0	225/45 HR17	Pirelli	All Season	Cayman 7-Spoke 7x17
2005	X-Type Wagon	225/45 HR17	Pirelli	All Season	Cayman 7-Spoke 7x17
2006	X-Type 3.0	205/55 HR16		All Season	Antares 15-Spoke 6.5x16
2006	X-Type 3.0	205/55 HR16		All Season	Tobago 7-Spoke 6.5x16
2006	X-Type Sport Wagon	225/45 HR17		All Season	Cayman 7-Spoke 7x17
2006	X-Type 3.0 Sports	225/45 HR17		All Season	Agulia 5x2-Spoke Alloy 7x17
2006	X-Type 3.0 VDP	225/45 HR17		All Season	Belize 12-Spoke 7x17

2006	X-Type 3.0	225/40 ZR18		Optional All Models	Proteus 5-Spoke 7x18 Space Saver Spare
2007	X-Type 3.0	205/55 HR16		All Season	Antares 10-Spoke 6.5x16
2007	X-Type Wagon	225/45 HR17		All Season	Bermuda 5x2-Spoke 7x17
2007	X-Type 3.0 Lux Pkg	225/45 HR17		Optional	Belize 12-Spoke 7x17
2007	X-Type 3.0 Lux Pkg	225/40 ZR18	Pirelli	P-Zero (Optional) All models	Aruba 15-Spoke 7x18 16 in. Space Saver Spare
2008	X-Type 3.0	205/55 HR16		All Season	Antares 10-Spoke 6.5x16
2008	X-Type Wagon	225/45 HR17		All Season	Bermuda 5x2-Spoke 7x17
2008	X-Type 3.0 Lux Pkg	225/45 HR17		Optional	Belize 12-Spoke 7x17
2008	X-Type 3.0 Lux Pkg	225/40 ZR18	Pirelli	P-Zero (Optional) All models	Aruba 15-Spoke 7.5x18 16 in. Space Saver Spare
2009	X-Type 3.0	205/55 HR16		All Season	Antares 10-Spoke 6.5x16
2009	X-Type Wagon	225/45 HR17		All Season	Bermuda 5x2-Spoke 7x17
2009	X-Type 3.0 Lux Pkg	225/45 HR17		Optional	Belize 12-Spoke 7x17
2009	X-Type 3.0 Lux Pkg	225/40 ZR18	Pirelli	P-Zero (Optional)	Aruba 15-Spoke 7.5x18

**S-TYPE** (See Apx B, Note #6, Page Apx B 39)

1999-01	S-TYPE 3.0	225/55HR16 94H	Bridgestone	EL42	Dynamic Cast Alloy 16x7.5
		(Option) 235/50ZR17 96Y	Pirelli	P Zero	Sport Cast Alloy 17x8.0
1999-01	S-TYPE 4.0	225/55HR16 94H	Bridgestone	EL42	Spirit Cast Alloy 16x7.5
		(Option) 235/50ZR17 96Y	Pirelli	P Zero	Sport Cast Alloy 17x8.0
2001	(R Performance Option)	245/40ZR18 97Y	Pirelli	P Zero	Monaco 2-piece 18x8
2002-04	S-TYPE 3.0	225/55HR16 94H	Continental	CH95	Artemis Cast Alloy 16x7.5
2002-04	S-TYPE 4.2	235/50HR17	Michelin	Pilot HX MXM4	Kronos Cast Alloy 17x7.5
2002-04	(Sport Option)	235/50HR17	Michelin	Pilot HX MXM4	Herakles Cast Alloy 17x7.5
2002-03	(Performance Option)	245/40ZR18 97Y	Pirelli	P Zero A	Monaco 2-piece 18x8.0
2002-04	S-TYPE 4.2R	(Front) 245/40ZR18 97Y	Continental	CSC1-R	Zeus Forged Alloy 18x8.0
		(Rear) 275/35ZR18	Continental	CSC1-R	Zeus Forged Alloy 18x9.5
2004	(R Performance Option)	245/40ZR18 97Y	Pirelli	P Zero A	Monaco 2-piece 18x8.0
	(Option)	245/40ZR18 97Y	Continental	Pro Contact	
2004	S-Type	255/45ZR17	Pirelli	P Zero	Sport Cast Alloy 8x17
2004	S-Type Sports	2_5/45ZR18	Pirelli	P Zero	Triton Alloy 8x18
2004	S-Type 3.0	225/55 R16			Artemis Alloy 7.5x16
2004	S-Type 4.2	235/50 R17			Kronos Alloy 7.5x17
2004	S-Type R	(Front) 245/40ZR18			Zeus Alloy 8x18

		(Rear) 275/35ZR18		Zeus Alloy 9.5x18
2005	S-Type 3.0	235/50 R17		Kronos Alloy 7.5x17
2005	S-Type 3.0 Sport	245/40 R18		Triton Alloy 7.5x18
2005	S-Type 3.0 Sport	245/40 R18		Mercury Alloy 7.5x18
2005	S-Type 4.2	235/50 R17		Juno Alloy 7.5x17
2005	S-Type 4.2 Sport	245/40 R18		Triton Alloy 7.5x18
2005	S-Type 4.2 Sport	245/40 R18		Mercury Alloy 7.5x18
2005	S-Type VDP	235/50 R17	All Season	Aurora Alloy 7.5x17
2005	S-Type R	(Front) 245/40ZR18 (Rear) 275/35ZR18		Vulcan Alloy 8x18 Vulcan Alloy 9.5x18
2006	S-TYPE 3.0	235/50HR17	All Season	Antares 15-Thin Spoke 17x7.5
2006	S-TYPE 4.2	235/50HR17	All Season	Juno 7-Spoke 17x7.5
2006	S-TYPE 4.2 VDP	235/50HR17	All Season	Aurora 7-Spoke 17x8
2006	S-TYPE R	(Front) 245/40HR18 (Rear) 275/35HR18	Performance Performance	Vulcan 5-Spoke 18x8 Vulcan 5-Spoke 18x9.5
2006	S-TYPE 3.0 Premium Pkg	245/40HR18	All Season	Triton 10-Thin Spoke 18x8.5
2006	S-TYPE 4.2 Premium Pkg	245/40HR18	All Season	Triton 10-Thin Spoke 18x8.5
2006	S-TYPE Aluminum Spt Pkg	245/40HR18	All Season	Valencia 16-Thin Spoke 18x8.5
2007	S-TYPE 3.0	235/50HR17		Antares 17x7.5
2007	S-TYPE 3.0 & 4.2	245/40HR18	All Season (Optional)	Triton 18x8
2007	S-TYPE 4.2	235/50HR17		Juno 17x7.5
2007	S-TYPE R	(Front) 245/40ZR18 (Rear) 275/35HR18		Vulcan 18x8 Vulcan 18x9.5
2007	S-TYPE R	275/30HR19	Optional	Barcelona 19x8
2008	S-TYPE 3.0 V6	245/40HR18	All Season	Triton 10 x 2 Thin Spoke 18x8
2008	S-TYPE 4.2 V8	245/40ZR18	All Season	Vulcan 5-Spoke 18x8
2008	S-TYPE R V8	(Front) 245/35ZR19 (Rear) 275/30ZR19		Barcelona 5x2-Spoke 19x8 Barcelona 5x2-Spoke 19x9.5







**XJ8-XJR (X308)** (See Apx B, Note #6, Page Apx B 39)







1998-03	XJ8/L	225/60ZR16 98W	Pirelli	P4000e/P6000	Starburst Cast Alloy 7Jx16
1998-99	XJR	255/40ZR18 95W	Pirelli	P Zero A	Penta Forged Alloy 8Jx18
2000-03	XJR	255/40ZR18 95W	Pirelli	P Zero A	Asteroid Cast Alloy 8Jx18
	(R Performance Option)	255/35ZR19 96W	Pirelli	P Zero A	Milan 2-piece 8.5x19
2001-03	(Alternate)	225/60HR16 98W	Michelin	Pilot HX MXM4	
1998-00	Vanden Plas	225/60ZR16 98W	Pirelli	P4000e	Crown Cast Alloy 7Jx16
2001-03	Vanden Plas & Sovereign	225/60ZR16 98W	Pirelli	P6000	Lunar Cast Alloy 7Jx16
	(Alternate)	225/60HR16 98W	Michelin	Pilot HX MXM4	
2001-03	Super V8	235/50ZR17 98W	Pirelli	P6000	Solar Cast Alloy 7.5x17
2001-03	XJ Sport	255/40ZR18 95W	Pirelli	P Zero A	Penta Cast Alloy 8x18

**XJ8-XJR (X350 Aluminum)** (See Apx B, Note #6, Page Apx B 39)

2004	XJ8 4.2	235/55R17 99H	Pirelli	P6	Elegant Cast Alloy 7.5x17
	(Alternate)	235/55R17 99H	Continental	CH95	
2004	Vanden Plas	235/50R18 97H	Continental	CH95	Dynamic Forged Alloy 8.0x18
	(Alternate)	235/50R18 97H	Michelin	Pilot HX MXM4	
2004	XJ8	235/55 R17	Pirelli	P Zero A	Elegant 10 -poke Alloy 7.5x17 Matching Spare
	Optional wheels	235/55 R19	Pirelli	P Zero A	Custom Cast Alloy 8.5 x 19
		235/50 R18	Pirelli	P Zero A	Dynamic 8-spoke Alloy 8 x 18
		235/55 R18	Pirelli	P Zero A	Luxury Cast Alloy 8 x 18
2004	XJR	255/40 R19	Pirelli	P Zero A	R-Performance Alloy 8.5x19 Matching Spare
	Optional wheels	255/35 R20	Pirelli	P Zero A	Sepang BBS 2-piece Alloy 8.5x20
2004	VDP	255/40ZR18	Pirelli	P Zero A	Dynamic Cast Alloy 8x18 Matching Spare
2004	Concept 8	255/35ZR21	Pirelli	P Zero A	Penta Cast Alloy 8x21
2004	Super V8 Portfolio	255/35ZR20	Dunlop	P Zero A	Callisto 5-Spoke Alloy 9x20
2004	Daimler (XLWB)	225/60ZR16	Pirelli	P Zero A	Penta Cast Alloy 7x16
2004	XJR	255/40R19 96Y	Pirelli	P Zero A	Performance Forged Alloy 8.5x19
	(R Performance Option)	255/35ZR20 97Y	Michelin	Pilot Sport	Sepang 2-piece 9.0x20
2005	XJ8, XJ8L	235/50 HR18		All Season	Dynamic 8-Spoke 8x18
2005	VDP	255/40 HR18		All Season	Rapier 20-Spoke 8x18
2005	XJR	255/40 HR19		All Season	Performance 5x2-Spoke 8.5x19

2005	Super V8	255/40ZR19		Custom 5-Spoke Star 8.5x19
2005	XJR	255/35ZR20	All models above Optional	Matching Spare Sepang 15-Spoke 8x20 Space Saver Spare
2006	VDP	235/50 HR18	All Season	Dynamic 8-Spoke 8x18
2006	VDP	235/50 HR18	All Season	Rapier 20-Spoke 8x18
2006	XJ8 & XJ8L	235/50 R18	All Season	Tucana 15-Thin Spoke 8x18
2006	XJR	255/40 ZR19		Sabre 5-Thick Spoke 8.5x19
2006	XJ Super V8	255/40 ZR19		Custom 5-Star Spoke 8.5x19
2006	XJR	255/35 ZR20	Optional	Sepang 15-Thin Spoke 8x20
2006	XJ Super V8	255/35ZR20	Optional	Callisto Cast Alloy 8x20

<b>2007 XJ</b> (See Apx B, Note #6, Page Apx B 39)						
	18" Rapier	18" Tucana	19" Custom	19" Custom Chrome	19" Sabre	20" Sepang Modular
XJ8/XJ8L	Optional	Standard	Optional	Optional	Optional	N/A
Vanden Plas	Standard	Optional	Optional	Optional	Optional	N/A
XJR	N/A	N/A	Optional	Optional	Standard	Optional
XJR Super V8	N/A	N/A	Standard	Optional	Standard	Optional
	All Season 235/50 HR18	All Season 235/50 HR18	All Season 255/40 ZR19	All Season 255/40 ZR19	255/40 HR19	255/35 ZR20
Matching Full Size Spare Wheel and Tire. XJR Only- Space Saver Spare						

<b>2008 XJ</b> (See Apx B, Note #6, Page Apx B 39)						
	18" Tucana	19" Carelia	19" Chrome Sabre	19" Polaris	20" Callisto	20" Cremona
XJ8/XJ8L	Standard			Standard		
Vanden Plas		Standard				
XJR						Standard
XJR Super V8					Standard	
	All Season 235/50 HR 18	All Season 255/40 HR 19	All Season 255/40 HR 19	All Season 255/40 HR 19	255/35 ZR 20	255/35 ZR 20

Lightweight Alloy Space Saver Spare Wheel and Tire or Matching Full Size Spare

<b>2009 XJ</b> (See <u>ApX B, Note #6, Page ApX B 39</u> )									
	19" Aleutian	19" Toba	19" Toba Polished	20" Amirante	20" Kasuga	20" Kasuga Polished	20" Orona	20" Orona Polished	20" Mataiva
	19" Aleutian	19" Toba	19" Toba Polished	20" Amirante	20" Kasuga	20" Kasuga Polished	20" Orona	20" Orona Polished	20" Mataiva
XJ	Standard	Optional	Optional	Optional	Optional	Optional	Optional	Optional	N/A
XJL	Optional	Standard	Optional	Optional	Optional	Optional	Optional	Optional	N/A
XJ/XJL Supercharged	N/A	N/A	N/A	Optional	Standard	Optional	Optional	Optional	N/A
XJ/XJL Supersport	N/A	N/A	N/A	Optional	Optional	Optional	Optional	Optional	Standard

Lightweight Alloy Space Saver Spare Wheel and Tire or Matching Full Size Spare

Front 235/50HR19, Rear 235/50HR19, Front 255/40HR19, Rear 235/50HR19, Front 255/40ZR19, Rear 255/40ZR19

Front 255/35ZR20, Rear 255/35ZR20, Front 255/40ZR20, Rear 235/50ZR20

<b>2010 XJ</b> (See <u>ApX B, Note #6, Page ApX B 39</u> )										<b>WHEELS</b>
										<b>WHEEL SPECIFICATIONS</b> Aleutian 9.0J x 19" (front) 10.0J x 19" (rear) alloy wheels Toba 9.0J x 19" (front) 10.0J x 19" (rear) alloy wheels Toba Polished 9.0J x 19" (front) 10.0J x 19" (rear) alloy wheels Amirante 9.0J x 20" (front) 10.0J x 20" (rear) alloy wheels Kasuga 9.0J x 20" (front) 10.0J x 20" (rear) alloy wheels Kasuga Polished 9.0J x 20" (front) 10.0J x 20" (rear) alloy wheels Orona 9.0J x 20" (front) 10.0J x 20" (rear) alloy wheels Orona Polished 9.0J x 20" (front) 10.0J x 20" (rear) alloy wheels Mataiva 9.0J x 20" (front) 10.0J x 20" (rear) alloy wheels
	19" Aleutian	19" Toba	19" Toba Polished	20" Amirante	20" Kasuga	20" Kasuga Polished	20" Orona	20" Orona Polished	20" Mataiva	
XJ	Standard	NCO	Optional	Optional	Optional	Optional	Optional	Optional	N/A	
XJL	No Cost Option	Standard	Optional	Optional	Optional	Optional	Optional	Optional	N/A	
XJ/XJL Supercharged	N/A	N/A	N/A	No Cost Option	Standard	Optional	No Cost Option	Opt	N/A	
XJ/XJL Supersport	N/A	N/A	N/A	No Cost Option	NCO	Opt	No Cost Option	Opt	Standard	

Lightweight Alloy Space Saver Spare Wheel and Tire or Matching Full Size Spare

Front 245/45-ZR19, Rear 275/40-ZR19

Front 245/40 ZR20, Rear 275/35 ZR20

<b>2011 XJ</b> (See Apx B, Note #6, Page Apx B 39)									
	19" Toba	19" Toba Polished	19" Aleutian	20" Kasuga	20" Kasuga Polished	20" Orona	20" Orona Polished	20" Amirante	20" Mataiva
XJ	Available	Available	Available	Available	Available	Available	Available		
XJ Supercharged	Available	Available	Available	Available	Available	Available	Available	Available	
XJ Supersport	Available	Available	Available	Available	Available	Available	Available	Available	Available





Lightweight Alloy Space Saver Spare Wheel and Tire or Matching Full Size Spare  
 Front P245/45R19, Rear P245/45R19  
 Front 255/40 R19, Rear 255/40 R19  
 Front 245/40ZR20, Rear 275/35ZR20  
 Front 255/35ZR20, Rear 255/35 R20

<b>2012 XJ</b> (See Apx B, Note #6, Page Apx B 39)									
	19" Aleutian	19" Toba	19" Toba Polished	20" Amirante	20" Kasuga	20" Kasuga Polished	20" Mataiva	20" Orona	20" Orona Polished
XJ	Standard	Optional	Optional	N/A	Optional	Optional	N/A	Optional	Optional
XJL	Optional	Standard	Optional	N/A	Optional	Optional	N/A	Optional	Optional
XJ & XJL Supercharged	Optional	Optional	Optional	Optional	Standard	Optional	N/A	Optional	Optional
XJ & XJL Supersport	Optional	Optional	Optional	Optional	Optional	Optional	Standard	Optional	Optional

Lightweight Alloy Space Saver Spare Wheel and Tire or Matching Full Size Spare  
 Front P245/45R19, Rear P275/40R19  
 Front 245/40ZR20, Rear 275/35ZR20

<b>2013 XJ</b> (See Apx B, Note #6, Page Apx B 39)									
	19" Aleutian	19" Toba Polished	19" Toba	20" Kasuga Polished	20" Kasuga	20" Mardra	20" Mataiva	20" Orona Polished	20" Orona

	19" Aleutian	19" Toba Polished	19" Toba	20" Kasuga Polished	20" Kasuga	20" Maroa	20" Mataiva	20" Orona Polished	20" Orona	20" Venom
XJ	Available	Available	Available	Available	Available		Available	Available	Available	
XJL Supersport							Available			
XJ Supersport with Speed Pack										Available
XJ Supercharged with Sport and Speed Pack										Available
XJL Ultimate						Available				

<b>2014 XJ</b> (See Apx B, Note #6, Page Apx B 39)										
	19" Aleutian	19" Toba Painted	19" Toba Polished	20" Farallon	20" Farallon Sparkle	20" Kasuga	20" Kasuga Polished	20" Mataiva	20" Orona Diamond	20" Orona Polished
XJ AWD & RWD	Standard	Available	Available	Available	Available	Available	Available	Available	Available	Available
XJ RWD Supercharged	Available	Available	Available	Available	Available	Standard	Available	Available	Available	Available
XJL R RWD	Available	Available	Available	Available	Standard	Available	Available	Available	Available	Available
XJL AWD	Available	Standard	Available	Available	Available	Available	Available	Available	Available	Available
XJL RWD Portfolio	Available	Standard	Available	Available	Available	Available	Available	Available	Available	Available
XJL RWD Supercharged	Available	Available	Available	Available	Available	Standard	Available	Available	Available	Available
XJR RWD	Available	Available	Available	Standard	Available	Available	Available	Available	Available	Available
XJR LWB	Available	Available	Available	Standard	Available	Available	Available	Available	Available	Available

Lightweight Alloy Space Saver Spare Wheel and Tire or Matching Full Size Spare

Note: Jaguar Cars web dealer documentation does state which wheels are standard but neither the dealer brochure nor the web site is clear as to which wheels are optional.

XJ RWD	(F) 245/45R19, (R) 275/40R19	XJ AWD	(F) 245/45R19, (R) 275/40R19
XJL Portfolio RWD	(F) 245/45R19, (R) 275/40R19	XJL Portfolio AWD	(F) 245/45R19, (R) 275/40R19
XJ Supercharged	(F) 245/40R20, (R) 275/35R20	XJL Supercharged -	(F) 245/45R19, (R) 275/40R19
XJR RWD	(F) 265/35R20, (R) 295/30R20	XJR LWB RWD	(F) 265/35R20, (R) 295/30R20

<b>2015 XJ</b> (See Apx B, Note #6, Page Apx B 39)												
	19" Aleutian	19" Toba	19" Toba Polished	20" Kasuga	20" Kasuga Polished	20" Maroa	20" Mataiva	20" Orona	20" Orona Polished	20" Venom Grey Finish	20" Farallon Grey	20" Farallon Sparkle Silver
Short Wheel Base												
XJ	Standard	Optional	Optional	Optional	Optional			Optional	Optional			
XJ AWD	Standard	Optional	Optional	Optional	Optional			Optional	Optional			
XJ Supercharged	Optional	Optional	Optional	Standard	Optional		Optional	Optional	Optional	Optional with sport & Speed Pack	Optional	
XJR										Standard		
Long Wheel Base												
XJ Portfolio	Optional	Standard	Optional	Optional	Optional		N/A	Optional	Optional	N/A	N/A	
XJ Portfolio AWD	Optional	Standard	Optional	Optional	Optional		N/A	Optional	Optional	N/A	N/A	
XJ Supercharged	Optional	Optional		Standard	Optional	Optional	Optional	Optional	Optional	Optional with sport & Speed Pack		
XJR SWB & LWB						Optional					Standard	Optional

Lightweight Alloy Space Saver Spare Wheel and Tire or Matching Full Size Spare  
 Front P245/45R19, Rear P275/40R19  
 Front 245/40ZR20 Rear 275/35ZR20







**XK8-XKR** (See Apx B, Note #6, Page Apx B 39)

1997-99	XK8 & '97 Nieman Marcus	245/50ZR17	Pirelli	P Zero	Revolver Alloy 17x8 (Chrome Optional)
1997-99	XK8 Option	(Front) 245/45ZR18 (Rear) 255/45ZR18	Pirelli	P Zero	7 Flute 18x8
2000-02	XK8	245/50ZR17	Pirelli	P Zero	7 Flute 18x9
2002-02	XK8 Option	(Front) 245/45ZR18 (Rear) 255/45ZR18	Continental	ContiSport Contact	Lamina 5-spoke Alloy 17x8
2000-02	XKR	(Front) 245/45ZR18 (Rear) 255/45ZR18	Continental	ContiSport Contact	Impeller Double 7-spoke Alloy 18x8
2001	XKR Silverstone & 02-04 XKR Option	(Front) 255/35ZR20 (Rear) 285/30ZR20	Continental	ContiSport Contact	Impeller Double 7-spoke Alloy 18x9
			Pirelli	P Zero	Double 5 10-spoke Alloy 18x8
			Pirelli	P Zero	Double 5 10-spoke Alloy 18x9
			Pirelli	P Zero	Detroit BBS 5-spoke Alloy 20x9 2-piece
			Pirelli	P Zero	Detroit BBS 5-spoke Alloy 20x10 2-piece

2002	XKR 100 & 02-04 XKR Option	(Front) 255/35ZR20 (Rear) 285/30ZR20	Pirelli Pirelli	P Zero P Zero	Montreal BBS 9-spoke Alloy 20x9 2-piece Montreal BBS 9-spoke Alloy 20x10 2-piece
2003	XK8	(Front) 245/45ZR18 (Rear) 255/45ZR18	Continental Continental	ContiSport Contact ContiSport Contact	Centaur 7-spoke Alloy 18x8 Centaur 7-spoke Alloy 18x9
2003	XK8 Option	(Front) 245/40ZR19 (Rear) 255/40ZR19	Pirelli Pirelli	P Zero P Zero	Apollo 5-spoke Alloy 19x8 Apollo 5-spoke Alloy 19x9
2003	XKR	(Front) 245/45ZR18 (Rear) 255/45ZR18	Continental Continental	ContiSport Contact ContiSport Contact	Hydra Double 7-spoke Alloy 18x8 Hydra Double 7-spoke Alloy 18x9
2002-04	XKR Option	(Front) 255/35ZR20 (Rear) 285/30ZR20	Pirelli Pirelli	P Zero P Zero	Paris BBS 5-spoke Alloy 20x9 2-piece Paris BBS 5-spoke Alloy 20x10 2-piece
2004	XK8	(Front) 245/45ZR18	Continental	ContiSport Contact	Centaur 7-spoke Alloy 18x8
2004	XKR	245/45ZR18	Continental	P Zero	Hydra Alloy 18x8
2004	XKR Portfolio	(Front) 255/35ZR20 (Rear) 285/30ZR20	Pirelli Pirelli	P Zero P Zero	Detroit BBS 5-spoke Alloy 20x9 2-piece Detroit BBS 5-spoke Alloy 20x10 2-piece
2004	XKR Premium	(Front) 245/50ZR19 (Rear) 245/50ZR19	Pirelli Pirelli	P Zero P Zero	Atlas Alloy 19x8 Atlas Alloy 19x8
2004	XKR Performance	(Front) 245/50ZR20 (Rear) 245/50ZR20	Pirelli Pirelli	P Zero P Zero	Detroit, Sepang Alloy 20x8 Lamina 5-spoke Alloy 20x9
2004	XKR Performance	(Front) 245/50ZR20 (Rear) 245/50ZR20	Pirelli Pirelli	P Zero P Zero	Montreal BBS 2-piece Alloy 8x20 Lamina 5-spoke Alloy 8x20
2004	XKR Portfolio	(Front) 255/35ZR20 (Rear) 285/30ZR20	Pirelli Pirelli	P Zero P Zero	BBS 2-piece Alloy 8x20 BBS 2-piece Alloy 8x20
				Optional Wheels Optional Wheels Optional Wheels	Detroit R Performance 8x20 Paris R Performance 8x20 Montreal R Performance 8x20
2005	XK8	245/40ZR18	Continental		Aris 14-Twin Spoke 8x18
2005	XK8	245/50ZR17	Pirelli		Gemini (Canada Only) 8x17
2005	XKR	245/45ZR18	Pirelli		Hydra 8x18
2005	XK8 Carbon Fiber	(Front) 245/40ZR19 (Rear) 255/40ZR19	Pirelli Pirelli	P Zero P Zero	Atlas 10-spoke Alloy 8x19 Atlas 10-spoke Alloy 8x19
	Optional	(Front) 245/40ZR18	Pirelli	P Zero	Aris 14-Twin Spoke 8x18

		(Rear) 255/40ZR18	Pirelli	P Zero	Aris 14-Twin Spoke 8x18
	Optional	(Front) 245/40ZR20	Pirelli	P Zero	BBS Sepang 15- Spoke 8x20
		(Rear) 255/40ZR20	Pirelli	P Zero	BBS Sepang 15- Spoke 8x20
2005	XKR	(Front) 245/40ZR19	Pirelli	P Zero	Hydra 14-Twin Spoke Alloy 8x19
		(Rear) 255/40ZR19	Pirelli	P Zero	Hydra 14-Twin Spoke Alloy 9x19
2005	XKR			Optional Wheel	BBS 8x20
2005	XKR Premium	(Front) 245/50ZR19	Pirelli	P Zero	Aris Alloy 8x19
		(Rear) 245/50ZR19	Pirelli	P Zero	Aris Alloy 8x19
2005	XKR Premium	(Front) 245/40ZR19	Pirelli	P Zero	Atlas Alloy 8x19
		(Rear) 245/40ZR19	Pirelli	P Zero	Atlas Alloy 8x19
2005	XKR Premium	(Front) 245/50ZR19	Pirelli	P Zero	Hydra Alloy 8x19
		(Rear) 245/50ZR19	Pirelli	P Zero	Hydra Alloy 8x19
2005	XKR	(Front) 245/40ZR19	Continental		Hydra 14-Twin Spoke Alloy 8x19
		(Rear) 255/40ZR19	Continental		Hydra 14-Twin Spoke Alloy 9x19
2005	XKR (Optional)	(Front) 255/35ZR20	Pirelli		Montreal 9-Spoke Alloy 8x20
		(Rear) 285/30ZR20	Pirelli		Montreal 9- Spoke Alloy 8x20
2005	XKR	(Front) 245/40ZR19	Pirelli	P Zero	Atlas 10-Spoke Alloy 8x19
		(Rear) 255/40ZR19	Pirelli	P Zero	Atlas 10-Spoke Alloy 8x19
2005	XK8 (Optional)	(Front) 245/40ZR19	Pirelli	P Zero	Atlas 10-Spoke Alloy 8x19
		(Rear) 255/40ZR19	Pirelli	P Zero	Atlas 10-Spoke Alloy 8x19
2005	XKR (Optional)	(Front) 255/35ZR20	Pirelli	P Zero	Atlas 10-Spoke Alloy 8x20
		(Rear) 255/35ZR20	Pirelli	P Zero	Atlas 10-Spoke Alloy 8x20
2005	XKR (Optional)	235/50 R17		(Canada Only)	Gemini 10-Spoke Star 8x17
2006	XK8	245/45ZR18	Continental	(US Standard)	Aris 14-Twin Spoke 18x8
2006	XK8	245/45ZR18	Continental	(Canadian Optional)	Aris 14-Twin Spoke 18x8
2006	XKR	245/45ZR18	Continental		Hydra 14-Twin Spoke 18x8
2006	XK8 VE	(Front) 245/40ZR19	Pirelli	(Canadian Std)	Atlas Alloy 19x8
		(Rear) 255/40ZR19	Pirelli	(Canadian Std)	Atlas Alloy 19x8
2006	XKR (Optional)	(Front) 255/35ZR20	Pirelli		Detroit 5-Spoke Alloy 20x8
		(Rear) 285/30ZR20	Pirelli		Detroit 5- Spoke Alloy 20x8
2006	XKR (Optional)	(Front) 255/35ZR20	Pirelli		Montreal 9-Spoke Alloy 20x8
		(Rear) 285/30ZR20	Pirelli		Montreal 9-Spoke Alloy 20x8
2006	XKR (Optional)	(Front) 255/35ZR20	Pirelli		Sepang 15-Thni Spoke Alloy 20x8
		(Rear) 285/30ZR20	Pirelli		Sepang 15- Thin Spoke Alloy 20x8
2006	XK8	235/50ZR17		All Season	Gemini (Canada Only) 17x8
2006	XK8 Ltd Ed	(Front) 245/40ZR19	Pirelli	P Zero	Atlas 10-Spoke Alloy 19x8

2006	XKR Ltd Ed (Optl)	(Rear) 255/40ZR19 (Front) 245/40ZR19	Pirelli Pirelli	P Zero P Zero	Atlas 10-Spoke Alloy 19x8 Atlas 10-Spoke Alloy 19x8
2006	XKR Ltd Ed	(Rear) 255/40ZR19 (Front) 255/35ZR20 (Rear) 285/30ZR20	Pirelli Pirelli	P Zero	Atlas 10-Spoke Alloy 19x8 Perseus 16-Spoke Alloy 20x8 Perseus 16-Spoke Alloy 20x8
2007	XK8	(Front) 245/45ZR18 (Rear) 275/40ZR18	Pirelli		Venus 7-Spoke 18x8 Venus 7-Spoke 18x8
2007	XK8	(Front) 245/40ZR19 (Rear) 275/35ZR19			Carelia 10-Spoke 19x8 Carelia 10-Spoke 19x8
2007	XK8	(Front) 255/35ZR20 (Rear) 285/30ZR20		Sparkle Silver Finish Sparkle Silver Finish	Sabre 5-Spoke 20x8 Sabre 5-Spoke 20x8
2007	XK8/XKR	(Front) 255/35ZR20 (Rear) 285/30ZR20			Senta 5x2-Spoke 20x8 Senta 5x2-Spoke 20x8
2007	XKR	(Front) 245/40ZR19 (Rear) 275/35ZR19			Jupiter 5x2-Spoke 19x8 Jupiter 5x2-Spoke 19x8
2007	XKR	(Front) 255/35ZR20			Cremona 5-Spoke 20x8
	(Rear) 285/30ZR20			Cremona 5-Spoke 20x8	

<b>2008 XK</b> (See Apx B, Note #6, Page Apx B 39)							
	18" Venus	19" Carelia	19" Jupiter	19" Chrome Sabre	20" Senta	20" Cremona	20" Vortex
XK 4.2L	Optional	Standard	Optional		Optional	Optional	Optional
XKR 4.2L S	Optional	Standard	Optional		Optional	Optional	Optional
	(F) 245/45 ZR18 (R) 275/40 ZR18	(F) 245/40 XR19 (R) 275/35 XR19	(F) 245/40 XR19 (R) 275/35 XR19	(F) 245/40 ZR19 (R) 275/35 ZR19 Optional Run Flat	(F) 255/35 ZR20 (R) 285/30 ZR20	(F) 255/35 ZR20 (R) 285/30 ZR20	(F) 255/35 ZR20 (R) 295/30 ZR20 Pirelli P Zero
XKR-S					(F) 255/35 ZR20 (R) 295/30 ZR20 Pirelli P Zero		(F) 255/35 ZR20 (R) 295/30 ZR20 Pirelli P Zero

Lightweight Alloy Space Saver Spare Wheel and Tire-Standard on all models

	XK 4.2L V8 COUPE/ CONVERTIBLE	XKR 4.2L V8 S/C COUPE/ CONVERTIBLE
<b>WHEELS</b>		
Wheel type	18" Venus 19" Carelia 19" Chrome Sabre 20" Senta	19" Jupiter 20" Cremona 20" Senta
<b>TIRE SIZE</b>		
18-inch front	245/45 ZR18	
18-inch rear	275/40 ZR18	
19-inch front	245/40 XR19	245/40 XR19
19-inch rear	275/35 XR19	275/35 XR19
20-inch front	255/35 ZR20	255/35 ZR20
20-inch rear	285/30 ZR20	285/30 ZR20







**OPTIONAL WHEELS AND TIRES**

Carelia cast alloy wheels: 8.5" x 19" (front), 9.5" x 19" (rear)  
Tires: 245/40 ZR19 (front), 275/35 ZR19 (rear)

Sabre cast alloy chromed wheels: 8.5" x 19" (front), 9.5" x 19" (rear)  
Runflat tires: 245/40 ZR19 (front), 275/35 ZR19 (rear) <sup>2</sup>

Sabre cast alloy chromed wheels: 8.5" x 19" (front), 9.5" x 19" (rear)  
Tires: 245/40 ZR19 (front), 275/35 ZR19 (rear) <sup>2</sup>

Senta cast alloy wheels: 9" x 20" (front), 9.5" x 20" (rear) <sup>2</sup>  
Tires: 255/35 ZR20 (front), 285/30 ZR20 (rear)

<b>2009 XK</b> (See Apx B, Note #6, Page Apx B 39)						
	19" Carelia	19" Chrome Sabre	19" Jupiter	20" Senta	20" Takoba Coupe Only	20" Selena Shadow Chrome Finish
XK 4.2L	Standard	Optional	Standard	Optional	N/A	
XKR 4.2L	N/A	Optional	N/A	Optional	Optional	
XKR Portfolio						Optional
	(F) 245/40 XR19 (R) 275/35 XR19	(F) 245/40 XR19 (R) 275/35 XR19 Optional-Run Flat	(F) 245/40 XR19 (R) 275/35 XR19	(F) 255/35 ZR20 (R) 285/30 ZR20	(F) 255/35 ZR20 (R) 285/30 ZR20	(F) 255/35 ZR20 (R) 285/30 ZR20

Lightweight Alloy Space Saver Spare Wheel

<b>2010 XK</b> (See Apx B, Note #6, Page Apx B 39)									
	18" Venus	19" Artura	19" Artura Chrome	19" Artura Chrome (with Run Flat)	19" Caravela	19" Carelia	19" Tamana	20" Nevis	20" Kalimmos
XK	Optional	Optional	Optional	Optional	Standard	Optional	Optional	N/A	Optional
XKR	N/A	Optional	Optional	Optional	N/A	Optional	Standard	Optional	Optional

Lightweight Alloy Space Saver Spare Wheel and Tire

(F) 245/40 ZR19, (R) 275/35 ZR19, Dunlop SP Sport

(F) 255/35 ZR19, (R) 285/30 ZR19, Dunlop SP Sport

(F) 245/40XR19, (R) 275/35XR19

(F) 275/35XR19, (R) 285/30 ZR19

(F) 245/40 ZR19, (R) 275/35 XR19, Pirelli P Zero

(F) 275/35 ZR19, (R) 285/30 XR19, Pirelli P Zero

(F) 245/40XR20, (R) 275/35XR20, Pirelli P Zero

(F) 255/35ZR20, (R) 285/30ZR20, Pirelli P Zero

<b>2011 XK</b> (See Apx B, Note #6, Page Apx B 39)									
	19" Artura Chrome <small>Available on XF, XF Premium, XF Performance Pack and all XK.</small>	19" Tamana <small>Available on XKR</small>	20" Gloss Black Kalimnos <small>Available on XKR Black Pack.</small>	20" Kalimnos <small>Available on all XK</small>	20" Kasuga <small>Available on all XK and XKR175</small>	20" Nevis <small>Available on XKR and XKR</small>	20" Selena <small>Available on XF Supercharged and XK</small>	20" Takoba <small>Available on all XK</small>	20" VULCAN GLOSS BLACK FINISH <small>(Optional on XK175 and XKR with Dynamic and Black Packs)</small>
	19" Artura Chrome	19" Tamana	20" Gloss Black Kalimnos	20" Kalimnos	20" Kasuga	20" Nevis	20" Selena	20" Takoba	20" Vulcan Dark Finish
XK	Available	N/A	N/A	Available	N/A	N/A	Available	N/A	N/A
XKR	Available	Available	Available with Black Pack	Available	N/A	Available	N/A	Available	N/A
XKR-S	Available	N/A	N/A	Available	N/A	N/A	N/A	Available	Standard
XKR 175	N/A	N/A	N/A	N/A	Standard	N/A	N/A	N/A	N/A

Lightweight Alloy Space Saver Spare Wheel and Tire

(F) 245/40XR19, (R) 275/35XR19  
 (F) 275/35XR19, (R) 285/30 XR19

(F) 245/40 ZR19, (R) 275/35 ZR19, Dunlop SP Sport  
 (F) 255/35 ZR19, (R) 285/30 ZR19, Dunlop SP Sport

(F) 245/40 ZR19, (R) 275/35 ZR19, Pirelli P Zero  
 (F) 275/35 ZR19, (R) 285/30 ZR19, Pirelli P Zero

(F) 245/40ZR20, (R) 275/35ZR20, Pirelli P Zero  
 (F) 255/35ZR20, (R) 285/30ZR20, Pirelli P Zero

<b>2012 XK</b> (See Apx B, Note #6, Page Apx B 39)							
	19" Artura Chrome	19" Caravela	19" Tamana	20" Kalimnos	20" Kalimnos - Black Finish (XKR Black Pack)	20" Nevis	20" Orona <sup>□</sup>
	19" Artura Chrome	19" Caravela	19" Tamana	20" Kalimnos	20" Kalimnos Black	20" Nevis	20" Orona
XK	Optional	Standard	N/A	Optional	N/A	N/A	Optional
XKR	Optional	N/A	Standard	Optional	Optional with Black Pack	Optional	Optional
XKR-S	N/A	N/A	N/A	N/A	N/A	N/A	N/A

<b>2012 XK</b> (See Apx B, Note #6, Page Apx B 39)						
	20" Selena	20" Takoba	20" Vulcan - Black Finish (XKR Dynamic & Black Pack) <sup>□</sup>	20" Vulcan - Dark Matte Gray Finish	20" Vulcan - Gloss Black Finish	20" Vulcan - Polished Finish (XKR Dynamic Pack) <sup>□</sup>
	20" Selena	20" Takoba	20" Vulcan Black	20" Vulcan Dark Matte	20" Vulcan Gloss Black	20" Vulcan Polished
XK	Optional	Optional		N/A	N/A	N/A
XKR	N/A	Optional	Optional with Black Pack	N/A	N/A	Optional Dynamic Pack
XKR-S	N/A	N/A	N/A	Standard	Optional	Optional with Bright Pack

**Lightweight Alloy Space Saver Spare Wheel and Tire**

WHEEL SPECIFICATIONS	FRONT	TYRES	REAR	TYRES
Caravela alloy wheels	8.5J x 19"	245/40 R19	9.5J x 19"	275/35 R19
Artura alloy wheels	8.5J x 19"	245/40 R19	9.5J x 19"	275/35 R19
Tamana alloy wheels	8.5J x 19"	245/40 R19	9.5J x 19"	275/35 R19
Kalimnos alloy wheels	8.5J x 20"	255/35 R20	9.5J x 20"	285/30 R20
Nevis alloy wheels	8.5J x 20"	255/35 R20	9.5J x 20"	285/30 R20
Selena alloy wheels	8.5J x 20"	255/35 R20	9.5J x 20"	285/30 R20
Takoba alloy wheels	8.5J x 20"	255/35 R20	9.5J x 20"	285/30 R20
Vulcan alloy wheels	9.0J x 20"	255/35 R20	10.5J x 20"	295/30 R20

<b>2013 XK</b> (See Apx B, Note #6, Page Apx B 39)	 20" KALIMNOS GLOSS BLACK FINISH (Optional on XKR with Black Pack)	 20" KALIMNOS (Optional XK, XKR)	 20" NEVIS (Optional on XKR)	 20" ORONA (Standard on XK)	 20" ORONA POLISHED FINISH (Optional on XK and XKR with Portfolio Pack)
	20" Kalimnos Gloss Black	20" Kalimnos	20" Nevis	20" Orona	20" Orona Polished
XK		Optional	N/A	Standard	Optional with Portfolio Pack
XKR	Optional with Black Pack	Optional	Optional	N/A	Optional with Portfolio Pack







<b>2013 XK</b> (See Apx B, Note #6, Page Apx B 39)	 20" TAKOBA (Standard on XKR)	 19" TAMANA (Standard on XK Touring)	 20" VULCAN GLOSS BLACK FINISH (Optional on XKR-S and XKR with Dynamic and Black Pack)	 20" VULCAN DARK TECHNICAL FINISH (Standard on XKR-S)	 20" VULCAN POLISHED FINISH (Optional on XKR-S with Bright Pack and XKR with Dynamic Pack)
	20" Takoba	19" Tamana	20" Vulcan Gloss Black	20" Vulcan Dark Tech	20" Vulcan Polished
XK	Standard	Standard	N/A	N/A	N/A
XKR	N/A	N/A	Optional with Dynamic and Black Pack	N/A	Optional with Dynamic Pack
XKR-S	N/A	N/A	Optional with Dynamic and Black Pack	Standard	Optional with Bright Pack

Lightweight Alloy Space Saver Spare Wheel and Tire

(F) 245/40 ZR19, (R) 275/35 ZR19, Dunlop SP Sport  
(F) 255/35 ZR19, (R) 285/30 ZR19, Dunlop SP Sport  
(F) 245/40 XR19, (R) 275/35XR19, Dunlop SP Sport  
(F) 275/35 ZR19, (R) 285/30 ZR19, Dunlop SP Sport

(F) 245/40 ZR19, (R) 275/35 ZR19, Pirelli P Zero  
(F) 275/35 ZR19, (R) 285/30 ZR19, Pirelli P Zero  
(F) 245/40 XR20, (R) 275/35 XR20, Pirelli P Zero  
(F) 255/35 ZR20, (R) 285/30 ZR20, Pirelli P Zero

<b>2014 XK</b> (See Apx B, Note #6, Page Apx B 39)	 19" TAMANA (Standard on XK Touring)	 20" KALIMNOS (Optional on XK, XKR)	 20" NEVIS (Optional on XKR)	 20" ORONA (Standard on XK)	 20" ORONA POLISHED FINISH (Optional on XK and XKR with Portfolio Pack)	 20" TAKOBA GLOSS BLACK FINISH (Optional on XKR with Black Pack)
	19" Tamana	20" Kalimnos	20" Nevis	20" Orona	20" Orona Polished	20" Takoba Gloss Black
XK	Standard	Optional	N/A	Optional with Portfolio Pack	Standard	Optional with Black Pack
XKR	N/A	Optional	Optional	Optional with Portfolio Pack	N/A	N/A

<b>2014 XK</b> (See Apx B, Note #6, Page Apx B 39)	 20" TAKOBA (Standard on XKR)	 20" VENOM (Optional on XK)	 20" VORTEX (Optional on XKR with Dynamic Pack and optional on XKR-S)	 20" VULCAN DARK TECHNICAL FINISH (Standard on XKR-S)	 20" VULCAN GLOSS BLACK FINISH (Optional on XKR-S)	 20" VULCAN POLISHED FINISH (Optional on XKR-S with Bright Pack)
	20" Takoba	20" Venom	20" Vortex	20" Vulcan Dark Tech	20" Vulcan Gloss Black	20" Vulcan Polished
XK	N/A	Optional	N/A	N/A	N/A	N/A
XKR	Standard	N/A	Optional with Dynamic Pack	N/A	N/A	N/A
XKR-S	N/A	N/A	N/A	Standard	Optional	Optional with Bright Pack

Lightweight Alloy Space Saver Spare Wheel and Tire

(F) 245/40 ZR19, (R) 275/35 ZR19

(F) 255/35 ZR19, (R) 285/30 ZR19

(F) 245/40XR19, (R) 275/35XR19









(F) 275/35ZR19, (R) 285/30 ZR19








(F) 245/40 ZR19, (R) 275/35 ZR19, Pirelli P Zero

(F) 275/35 ZR19, (R) 285/30 ZR19, Pirelli P Zero

(F) 245/40XR20, (R) 275/35XR20 Pirelli P Zero

(F) 255/35ZR20, (R) 285/30ZR20 Pirelli P Zero

<b>2015 XK</b> (See Apx B, Note #6, Page Apx B 39)								
	18" Venus	19" Caravela	19" Tamana	20" Kalimnos	20" Kalimnos Gloss Black	20" Nevis	20" Orona	20" Orona Polished
XK	Standard	Optional	N/A	Optional	Optional	N/A	Optional	Optional
XK Portfolio		Standard	Optional	Optional	N/A	N/A	Optional	N/A
XKR		N/A	Standard	Optional	N/A	Optional	Optional	N/A
XKR-S Coupe		N/A	N/A	N/A	N/A	N/A	N/A	N/A





<b>2015 XK</b> (cont) (See Apx B, Note #6, Page Apx B 39)							
	20" Takoba	20" Takoba Gloss Black	20" Venom	20" Vortex	20" Vulcan Dark Tech	20" Vulcan Gloss Black	20" Vulcan Polished
XK	N/A	N/A	Optional	N/A	N/A	N/A	N/A
XK Portfolio	N/A	N/A	Optional	N/A	N/A	N/A	N/A
XKR	Optional	Optional W/ Black Pack	N/A	Optional w/ Dynamic Pack	N/A	N/A	N/A
XKR-S Coupe	N/A	N/A	N/A	Optional w/ Dynamic Pack	Standard	Optional	Pack Optional

Lightweight Alloy Space Saver Spare Wheel and Tire

(F) 245/45 R18, (R) 275/40 R19  
(F) 245/40 ZR19, (R) 275/35 ZR19, Dunlop SP Sport  
(F) 255/35 ZR19, (R) 285/30 ZR19, Dunlop SP Sport






(F) 245/40 ZR19, (R) 275/35 ZR19, Pirelli P Zero  
(F) 275/35 ZR19, (R) 285/30 ZR19, Pirelli P Zero

(F) 245/40XR20, (R) 275/35XR20, Pirelli P Zero  
(F) 255/35ZR20, (R) 285/30ZR20, Pirelli P Zero  
(F) 255/35ZR20, (R) 295/30ZR20, Pirelli P Zero

<b>2009 XF</b> (See Apx B, Note #6, Page Apx B 39)				
	18" Cygnus	19" Auriga	20" Selena	20" Volans
XF 4.2 V8 Lux	Standard	Optional	Optional	N/A
XF 4.2 Premium Lux	N/A	Standard	Optional	N/A
XF 4.2 S/C V8	N/A	N/A	N/A	Standard
Lightweight Alloy Space Saver Spare Wheel and Tire				









WHEELS	4.2 V8	4.2 S/C V8
Size and style	18" x 8.5" Cygnus alloy 19" x 8.5" Auriga alloy 20" x 8.5" Selena alloy	20" x 8.5" (front) 20" x 9.5" (rear) Volans alloy
Spare	Alloy Space saver	Alloy Space saver
Tires	All Season: 245/45R18 96H 245/40R19 94H Sport: 235/35R20 97Y X/L	Sport: Front - 255/35R20 97Y X/L Rear - 285/30R20 99Y X/L

WHEELS AND TIRES	LUXURY 4.2 V8	PREMIUM 4.2 V8	LUXURY 4.2 S/C V8
18" Cygnus alloy wheels with 245/45 HR18 all season tires	■		
19" Auriga alloy wheels with 245/40 HR19 all season tires	□	■	
20" Selena alloy wheels with 235/35 ZR20 performance tires	□	□	
20" Volans alloy wheels with 255/35 ZR20 (front) and 285/30 ZR20 (rear) performance tires			■
Lightweight alloy space saver spare wheel and tire	■	■	■

<b>2010 XF</b> (See Apx B, Note #6, Page Apx B 39)	Standard	Options			
					
	18" Cygnus	19" Artura	19" Artura Chrome	19" Carelia	20" Nevis
XF 3.0L V6, 4.2L V8	Standard	Optional	Optional	Optional	N/A
XF Premium 5.0L V8	N/A	Standard	Optional	N/A	N/A
XF Premium With Portfolio Package 5.0L V8	N/A	Optional	Optional	N/A	Standard
XFR 5.0L V8 Supercharged	N/A	N/A	N/A	N/A	Standard











Lightweight Alloy Space Saver Spare Wheel and Tire-Standard on all models

Front and Rear 245/45 HR18                      Front and Rear 245/40 R19  
 (F) 245/40 ZR20, (R) 285/30 ZR20    (F) 255/35 ZR20, (R) 285/30 ZR20

<b>2011 XF</b> (See Apx B, Note #6, Page Apx B 39)								
	18" Cygnus <small>Available on XF</small>	19" Artura <small>Available on XF</small>	19" Artura Chrome <small>Available on XF, XF Premium, XF Portfolio Pack and XK</small>	19" Caravela <small>Available on XF Premium, XF Portfolio Pack, XF Supercharged and XF Black Pack</small>	20" Dark Grey Draco <small>Available on XF Premium, XF Portfolio Pack, XF Supercharged and XF Black Pack</small>	20" Nevis <small>Available on XF and XK</small>	20" Selena <small>Available on XF Supercharged and XK</small>	20" Senta <small>Available on XF Portfolio Pack</small>
XF	Available	Available	Available			N/A	N/A	N/A
XF Premium	N/A	N/A	Available	Available	Available	N/A	N/A	N/A
XF Portfolio	N/A	N/A	Available	Available	Available	N/A	N/A	Available
XF Supercharged	N/A	N/A	N/A	N/A	Available	N/A	Available	N/A
XFR	N/A	N/A	N/A	N/A	N/A	Available	N/A	N/A
XFR (Black Pack)	N/A	N/A	N/A	N/A	Available	N/A	N/A	N/A

Lightweight Alloy Space Saver Spare Wheel and Tire-Standard on all models

(F) 245/45 HR18, (R) 245/45 HR18  
 (F) 245/40 HR19, (R) 245/40HR19  
 (F) 245/40 ZR19, (R) 245/40 ZR19  
 (F) 235/35 ZR20, (R) 235/35 ZR20  
 (F) 255/35 ZR20, (R) 285/30 ZR20

<b>2012 XF</b> <u>(See Apx B, Note #6, Page Apx B 39)</u>										
	18" Lyra	18" Vela	19" Aquila	19" Artura	19" Artura Chrome	19" Caravela	20" Draco Dark Grey <small>(Diamond turned rim)</small>	20" Draco Silver	20" Hydra	20" Nevis
XF	Available	Available	Optional	Optional	Optional	Standard	Optional	N/A	Optional	N/A
XF Portfolio	N/A	N/A	Standard	N/A	N/A	N/A	Optional	Standard	N/A	N/A
XF Supercharged	N/A	N/A	N/A	N/A	N/A	N/A	N/A	N/A	N/A	Standard
XFR	N/A	N/A	N/A	N/A	N/A	N/A	N/A	N/A	N/A	N/A
XFR (Black Pack)	N/A	N/A	N/A	N/A	N/A	N/A	N/A	N/A	N/A	N/A











Lightweight Alloy Space Saver Spare Wheel and Tire

(F&R) 245/40R18

(F&R) 245/40ZR18

(F&R) 245/40ZR19 Continental ContiPro Contact

(F) 255/35ZR20 (R) 285/30ZR20 Dunlop SportMaxx

<b>2013 XF</b> <u>(See Apx B, Note #6, Page Apx B 39)</u>										
	18" Vela	18" Lyra	19" Aquilla	19" Artura	19" Artura Chrome	19" Caravela	20" Draco Dark Gray <small>(WITH GRANULED TYPED BRIMS OR 3P SUPERCHARGED)</small>	20" Draco Silver <small>(OR 3P SUPERCHARGED)</small>	20" Hydra	20" Nevis
XF	Available	Available	Available	Available	Available	Available	Available	Available	Available	N/A
XF Supercharged	N/A	N/A	N/A	N/A	N/A	N/A	Available	Available	N/A	N/A
XFR	N/A	N/A	N/A	N/A	N/A	N/A	N/A	N/A	N/A	Available














Lightweight Alloy Space Saver Spare Wheel and Tire

Front 245/45R18, Rear 245/45R18

Front 245/45ZR19, Rear 275/40ZR19














Front 245/45ZR19, Rear 275/40ZR19 Run Flat












Front 255/35ZR20, Rear 285/30ZR20

<b>2014 XF</b> <u>(See Apx B, Note #6, Page Apx B 39)</u>													
	18" Cygnus	18" Lyra	18" Venus	18" Vela	19" Aquilla	19" Artura Chrome	19" Artura	19" Caravela	20" Draco Gray	20" Draco Silver	20" Hydra	20" Nevis	20" Varuna
XF 2.0T	Available	Available	Available	Standard									
XF V6 SC RWD	Available	Available	Available	Available			Standard						
XF V6 SC AWD	Available	Available	Available	Available			Standard						
XF Supercharged										Standard			
XFR													
XF R-S													

	Front	Rear	Manufacturer	Model
XF 2.0T	245/45R18	245/45R18	Continental	All Season Conti Pro Contact
XF V6 SC RWD	245/40R19	245/40R19	Continental	All Season Conti Pro Contact
XF V6 SC AWD	245/40R19	245/40R19	Continental	All Season Conti Pro Contact
XF Supercharged	255/35ZR20	285/30ZR20	Dunlop	Summer Dunlop
XFR	255/35ZR20	285/30ZR20	Dunlop	Summer Dunlop
XF R-S	265/35ZR20	295/30ZR20	Pirelli	Summer Pirelli

Lightweight Alloy Space Saver Spare Wheel and Tire

<b>2015 XF</b> <b>(See Apx B, Note #6.</b> <b>Page Apx B 39)</b>													
	17: Libra	17" Ursa	17" Ursa in Gloss Anthracite	18" Cygnus	18" Lyra	18" Manra	18in Vela	18" Venus	19 in Aquila	19" Artura	19in Caravela	19" Carelia	20in Draco Dark Grey
XF 2.0T Premium	Standard	Optional	N/A	N/A	N/A	N/A	Optional	N/A	Optional	Optional	N/A	N/A	Optional
XF Premium	N/A	N/A	N/A	N/A	Optional	N/A	Optional	N/A	Optional	Optional	Optional	N/A	Optional
XF 3.0 Portfolio	N/A	N/A	N/A	N/A	N/A	N/A	N/A	N/A	Optional	Optional	Standard	N/A	Optional
XF 3.0 AWD Portfolio	N/A	N/A	N/A	N/A	N/A	N/A	N/A	N/A	Standard	N/A	N/A	N/A	N/A
XF 3.0 AWD Sport	N/A	N/A	N/A	N/A	N/A	N/A	N/A	N/A	N/A	N/A	N/A	N/A	Standard
XF Luxury	N/A	Standard	N/A	N/A	Optional	N/A	Optional	N/A	Optional	Optional	Optional	N/A	Optional
XF R Sport	N/A	Standard	Optional	N/A	Optional	Optional	Optional	N/A	Optional	Optional	Optional	N/A	Optional
XFR	N/A	Standard	Optional	N/A	Optional	Optional	Optional	N/A	Optional	Optional	Optional	N/A	Optional
XFR-S	N/A	N/A	N/A	N/A	N/A	N/A	N/A	N/A	N/A	N/A	N/A	N/A	N/A
XF 5.0 Supercharged	N/A	N/A	N/A	N/A	N/A	N/A	N/A	N/A	N/A	N/A	N/A	N/A	N/A
XF Sportbrake	Standard	Optional	N/A	N/A	N/A	N/A	Optional	N/A	Optional	Optional	Optional	N/A	Optional





<b>2015 XF Cont.</b> <small>(See Apx B, Note #6, Page Apx B 39)</small>											
	20in Draco Silver	20in Hydra	20" Kalimnos Gloss Black	20in Nevis	20" Selena	20" Senta	20in Varuna Ceramic Polished	20in Varuna Dark Grey	20" Varuna Gloss Black	20" Volants	20" Volants Shadow Chrome
XF 2.0T Premium	Optional	Optional	N/A	N/A	N/A	N/A	N/A	N/A	N/A	N/A	N/A
XF Premium	Optional	Optional	Optional	N/A	N/A	N/A	N/A	N/A	N/A	N/A	N/A
XF 3.0 Portfolio	Optional	Optional	Optional	N/A	N/A	N/A	N/A	N/A	N/A	N/A	N/A
XF 3.0 AWD Portfolio	N/A	Optional	N/A	N/A	N/A	N/A	N/A	N/A	N/A	N/A	N/A
XF 3.0 AWD Sport	N/A	N/A	N/A	N/A	N/A	N/A	N/A	N/A	N/A	N/A	N/A
XF Luxury	Optional	Optional	Optional	N/A	N/A	N/A	N/A	N/A	N/A	N/A	N/A
XF R Sport	N/A	Optional	Optional	N/A	N/A	N/A	N/A	N/A	N/A	N/A	N/A
XFR	N/A	N/A	N/A	N/A	N/A	N/A	N/A	N/A	N/A	N/A	N/A
XFR-S	N/A	Optional	Optional	N/A	N/A	N/A	Standard	Optional	N/A	N/A	N/A
XF 5.0 Supercharged	Standard	N/A	N/A	N/A	N/A	N/A	N/A	N/A	Optional	N/A	N/A
XF Sportbrake	Optional	Optional	N/A	N/A	N/A	N/A	N/A	N/A	N/A	Optional	Optional

(F) 255/44R17, (R) 255/45R17

(F) 245/45R18, (R) 245/45R18

(F) 245/40-ZR19, (R) 245/40-ZR19 Continental ContiPro Contact

(F) 255/35-ZR20, (R) 285/30-ZR20 Pirelli P Zero

<b>2013 F-Type</b> <small>(See Apx B, Note #6, Page Apx B 39)</small>										
	18" Vela	19" Centrifuge Gloss Black	19" Centrifuge Silver	19" Propeller	20" Cyclone Gloss Black	20" Cyclone Silver	20" Blade Forged Grey	20" Tornado Gloss Black	20" Tornado Silver	20" Turbine
F-Type	Standard	Optional	Optional	N/A	N/A	N/A	Optional	Optional	Optional	Optional
F-Type S	N/A	Optional	Optional	Standard	N/A	N/A	Optional	Optional	Optional	Optional
F-Type V8 S	N/A	N/A		N/A	Optional	Standard	Optional	Optional	Optional	Optional

No Spare Wheel and Tire available, "Fix-A-Flat" Supplied

(F) 245/40R18, (R) 275/40R18 Pirelli P Zero

(F) 245/40ZR19, (R) 275/35ZR19 Pirelli P Zero

(F) 255/35ZR20, (R) 295/30ZR20 Pirelli P Zero










<b>2014 F-Type</b> (See Apx B, Note #6, Page Apx B 39)										
	18" Vela	19" Centrifuge Gloss Black	19" Centrifuge Silver	19" Propeller	20" Blade Forged Grey	20" Cyclone Gloss Black	20" Cyclone Silver	20" Tornado Silver	20" Tornado Gloss Black	20" Turbine
	F-Type	Standard	Optional	Optional		Optional		Optional	Optional	Optional
	F-Type S		Optional	Optional	Standard	Optional		Optional	Optional	Optional
	F-Type V8 S			Standard		Optional	Optional	Optional	Optional	Optional










No Spare Wheel and Tire available, "Fix-A-Flat" Supplied

(F) 245/40R18, (R) 275/40R18 Pirelli P Zero

(F) 245/40ZR19, (R) 275/35ZR19 Pirelli P Zero

(F) 255/35ZR20, (R) 295/30ZR20 Pirelli P Zero

<b>2015 F-Type</b> (See Apx B, Note #6, Page Apx B 39)									
	18" Vela Silver	18" Venus	19" Centrifuge Silver	19" Centrifuge Gloss Black	19" Orbit Silver	19" Orbit Black and Diamond Turned	19" Propeller	19" Tamana	20" Cyclone Silver
	F-Type	Standard	Optional	Optional	Optional	Optional	Optional	Optional	Optional
	F-Type S	Optional	N/A	Optional	Optional	Optional	Standard	Optional	Optional
	F-Type V8 S	Optional	N/A	N/A	N/A	N/A	N/A	Optional	Optional
F-Type R	Optional	N/A	N/A	N/A	N/A	N/A	Optional	Optional	Optional

<b>2015 F-Type (Continued)</b>	 20" CYCLONE GLOSS BLACK	 20" GYRODYNE BLACK AND DIAMOND TURNED	 20" GYRODYNE SILVER	 20" BLADE FORGED ALLOY TECH GREY/CARBON FIBER	 20" ROTOR FORGED ALLOY	 20" STORM FORGED ALLOY BLACK AND DIAMOND TURNED	 20" TORNADO GLOSS BLACK	 20" TORNADO SILVER	 20" TURBINE SILVER
	20" Cyclone Gloss Black	20" Gyrodyne Black and Diamond Turned	20" Gyrodyne Silver	20" Blade Forged Alloy Tech Grey/Carbon Fiber	20" Rotor Forged Alloy	20" Storm Forged Alloy Black and Diamond Turned	20" Tornado Gloss Black	20" Tornado Silver	20" Turbine Silver
F-Type	Optional	N/A	Optional	Optional	Optional	N/A	Optional	Optional	Optional
F-Type S	Optional	N/A	Optional	Optional	Optional	Optional	Optional	Optional	Optional
F-Type V8 S	Optional	N/A	Optional	Optional	Optional	Optional	Optional	Optional	Optional
F-Type R	Optional	Optional	Standard	Optional	Optional	Optional	Optional	Optional	Optional

Lightweight Alloy Space Saver Spare Wheel and Tire










(F) 245/40R18, (R) 275/40R18 Pirelli P Zero

(F) 245/40R19, (R) 275/35R19 Pirelli P Zero

(F) 245/40ZR19, (R) 275/35ZR19 Pirelli P Zero

(F) 255/35ZR20, (R) 295/30ZR20 Pirelli P Zero

<b>2016 F-Type (See Apx B, Note #6, Page Apx B 39)</b>	 18" VELA SILVER	 19" CENTRIFUGE SILVER	 19" CENTRIFUGE GLOSS BLACK	 19" ORBIT SILVER	 19" ORBIT BLACK AND DIAMOND TURNED	 19" PROPELLER Standard on F-TYPE S	 19" VOLUITION	 19" VOLUITION	 20" BLADE FORGED ALLOY TECH GREY/CARBON FIBER
	18" Vela Silver	19" Centrifuge Silver	19" Centrifuge Gloss Black	19" Orbit Silver	19" Orbit Black and Diamond Turned	19" Propeller	19" Volution Silver	19" Volution Tech Grey/Diamond Turned	20" Blade Forged Alloy Tech Grey/Carbon Fiber
F-Type	Standard	Optional	Optional	Optional	Optional	Optional	N/A	N/A	Optional
F-Type S	N/A	Optional	Optional	Optional	Optional	Standard	N/A	N/A	Optional
F-Type S AWD	N/A	Optional	Optional	Optional	Optional	Optional	Standard	N/A	Optional
F-Type R	N/A	N/A	N/A	N/A	N/A	N/A	N/A	N/A	Optional
F-Type R AWD	N/A	N/A	N/A	N/A	N/A	N/A	N/A	N/A	Optional

<b>2016 F-Type (Continued)</b>	 20" CYCLONE SILVER	 20" CYCLONE GLOSS BLACK	 20" GYRODYNE	 20" GYRODYNE BLACK AND DIAMOND TURNED	 20" ROTOR FORGED ALLOY	 20" STORM	 20" TORNADO GLOSS BLACK	 20" TORNADO SILVER	 20" TURBINE SILVER
	20" Cyclone Silver	20" Cyclone Gloss Black	20" Gyrodyne Silver	20" Gyrodyne Black and Diamond Turned	20" Rotor Forged Alloy	20" Storm Satin Antracite Grey	20" Tornado Gloss Black	20" Tornado Silver	20" Turbine Silver
F-Type	Optional	Optional	N/A	N/A	Optional		Optional	Optional	Optional
F-Type S	Optional	Optional	N/A	N/A	Optional	N/A	Optional	Optional	Optional
F-Type S AWD	Optional	Optional	N/A	N/A	Optional	N/A	Optional	Optional	Optional
F-Type R	N/A	N/A	Standard	Optional	Optional	Optional	Optional	Optional	Optional
F-Type R AWD	N/A	N/A	Standard	Optional	Optional	Optional	Optional	Optional	Optional

Lightweight Alloy Space Saver Spare Wheel and Tire

(F) 245/40R18, (R) 275/40R18 Pirelli P Zero

(F) 245/40R19, (R) 275/35R19 Pirelli P Zero


(F) 245/40ZR19, (R) 275/35ZR19 Pirelli P Zero

(F) 255/35ZR20, (R) 295/30ZR20 Pirelli P Zero

<b>2016 F-Pace</b> Note: Tire Size listed as part of brochure documentation (See <u>ApX B, Note #6, Page ApX B 39</u> )	 18" LIGHTWEIGHT 15 SPOKE Silver 7.5J x 18" 255/60 R18	 19" BIONIC 5 TWIN-SPOKE Grey and Diamond Turned 8.5J x 19" 255/55 R19	 19" FAN 5 SPOKE Gloss Black 8.5J x 19" 255/55 R19	 19" FAN 5 SPOKE Silver 8.5J x 19" 255/55 R19	 19" RAZOR 7 TWIN-SPOKE Silver 8.5J x 19" 255/55 R19	 20" BLADE 5 SPOKE Gloss Black 8.5J x 20" 255/50 R20	 20" BLADE 5 SPOKE Grey and Diamond Turned 8.5J x 20" 255/50 R20	 20" MATRIX 10 TWIN-SPOKE Silver 8.5J x 20" 255/50 R20
F-Pace	Standard	N/A	N/A	N/A	N/A	N/A	N/A	N/A
F-Pace Premium	N/A	Optional	Optional	Standard	N/A	N/A	N/A	Optional
F-Pace Prestige	N/A	N/A	N/A	N/A	Standard	N/A	N/A	N/A
F-Pace R Sport	N/A	N/A	N/A	N/A	N/A	Optional	Optional	N/A
F-Pace S	N/A	N/A	N/A	N/A	N/A	Optional	Standard	N/A

<b>2016 F-Pace</b> Continued <b>Note: Tire Size listed as part of brochure documentation</b> <b>(See Apx B, Note #6, Page Apx B 39)</b>								
	20" TEMPLAR 5 TWIN-SPOKE Silver 8.5J x 20" 255/50 R20	20" VENOM 5 TWIN-SPOKE Gloss Black 8.5J x 20" 255/50 R20	20" VENOM 5 TWIN-SPOKE Grey and Diamond Turned 8.5J x 20" 255/50 R20	22" DOUBLE HELIX 15 SPOKE Black finish and contrast finish inserts 9.0J x 22" 265/40 R22	22" DOUBLE HELIX 15 SPOKE Silver finish and contrast inserts 9.0J x 22" 265/40 R22	22" TURBINE 9 SPOKE Chrome 9.0J x 22" 265/40 R22	22" TURBINE 9 SPOKE Grey and Diamond Turned 9.0J x 22" 265/40 R22	
	F-Pace	N/A	N/A	N/A	N/A	N/A	N/A	N/A
	F-Pace Premium	N/A	N/A	N/A	N/A	N/A	N/A	N/A
	F- Pace Prestige	N/A	Optional	Optional	N/A	N/A	Optional	N/A
F- Pace R Sport	Standard	N/A	N/A	Optional	Optional	N/A	Optional	
F- Pace S	N/A	N/A	N/A	Optional	Optional	N/A	Optional	

<b>2016 XE</b> <b>Note: Tire Size listed as part of brochure documentation</b> <b>(See Apx B, Note #6, Page Apx B 39)</b>										
	17" CRUX 7 TWIN-SPOKE* Sparkle Silver 7.0J x 17" 205/55 R17   225/50 R17	17" PROJECTOR 5 SPOKE* Sparkle Silver 7.0J x 17" 225/50 R17	18" ARM 6 SPOKE* <sup>1</sup> Sparkle Silver 7.5J x 18" 225/45 R18	18" MATRIX 7 TWIN-SPOKE* Black 7.5J x 18" 225/45 R18	18" MATRIX 7 TWIN-SPOKE* <sup>1</sup> Sparkle Silver 7.5J x 18" 225/45 R18	18" TEMPLAR 5 TWIN-SPOKE** Silver/Diamond Turned 7.5J x 18"   8.5J x 18" 225/45 R18   245/40 R18		19" STAR 5 TWIN-SPOKE* <sup>1</sup> Sparkle Silver 7.5J x 19"   8.5J x 19" 225/40 R19   255/35 R19		
	*	*	+	+	+	**	++	++	++	
	XE	N/A	Standard	N/A	N/A	N/A	N/A	N/A	N/A	N/A
	XE Premium	Standard	N/A	Optional	N/A	N/A	Standard	N/A	Optional	N/A
XE Prestige	N/A	N/A	Standard	N/A	Optional	N/A	Optional	Standard	Optional	
XE R-Sport	N/A	N/A	N/A	Optional	Standard	N/A	Optional	N/A	Optional	

<b>2016 XE</b> <b>(Continued)</b> <b>Note: Tire Size listed as part of brochure documentation (See Apx B, Note #6, Page Apx B 39)</b>		
	<small>19" VENOM 5 TWIN SPOKE™<sup>HI</sup> Silver/Diamond Turned 7.5J x 19"   8.5J x 19" 225/40 R19   255/35 R19</small>	
	+ & ++	+ & ++
XE	N/A	N/A
XE Premium	N/A	N/A
XE Prestige	Optional	N/A
XE R-Sport	Standard	Optional











\* Standard feature on 2.0L, 4-cylinder gas/diesel

\*\* Standard feature on 3.0L, V6 gas

+ Optional on 2.0L, 4-cylinder gas/diesel

++ Optional on 3.0L, V6 gas

Standard and Optional features differ depending on engine selection

<b>2018 E-Pace</b> Note: Tire Size listed as part of brochure documentation (See Apx B. Note #6, Page Apx B 39)											
	17" 10 Spoke 'Style 1005'	18" 5 SPOKE 'STYLE 5048'*	18" 9 Spoke 'Style 9008'	19" 10 Spoke 'Style 1039'	19" 5 SPOKE 'STYLE 5049'*	19" 5 SPOKE 'STYLE 5049'* WITH SATIN DARK GREY FINISH	20" 5 SPLIT-SPOKE 'STYLE 5051'* WITH GLOSS BLACK FINISH	20" 5 SPLIT-SPOKE 'STYLE 5051'* WITH SATIN GREY DIAMOND TURNED FINISH	20" 5 SPOKE 'STYLE 5054'*	21" 5 SPLIT-SPOKE 'STYLE 5053'† WITH SATIN GREY DIAMOND TURNED FINISH	
	E-Pace	Standard	N/A	N/A	N/A	N/A	N/A	N/A	N/A	N/A	
	E-Pace S	N/A	Optional	Standard	Optional	Optional	Optional	Optional	N/A	Optional	Optional
	E-Pace SE	N/A	N/A	N/A	Standard	Optional	Optional	Optional	N/A	Optional	Optional
	E-Pace R-Dynamic	N/A	N/A	N/A	N/A	N/A	Optional	Optional	N/A	Optional	Optional
	E-Pace R-Dynamic S	N/A	Standard	Optional	Optional	Optional	Optional	Optional	N/A	Optional	Optional
	E-Pace R-Dynamic SE	N/A	N/A	N/A	Optional	Standard	Optional	Optional	N/A	Optional	Optional
	E-Pace R-Dynamic HSE	N/A	N/A	N/A	N/A	N/A	N/A	Optional	Standard	Optional	Optional
	E-Pace First Edition	N/A	N/A	N/A	N/A	N/A	Optional	Optional	N/A	Optional	Optional

\*Not available on E-PACE standard model

†Requires Adaptive Dynamics

Information courtesy Jaguar Cars

All Season Tires  
 Reduced section steel spare wheel

E-Pace Wheel Specifications	Front Tyre Size	Tyre Manufacturer	Rear Tyre Size	Tyres Manufacturer
17" 10-Spoke Style 1005				
18" 5-Spoke Style 5048*				
18" 9-Spoke Style 9008				
19" 10-Spoke Style 1039				
19" 5-Spoke Style 5049				
19" 5-Spoke Style 5049* With Satin Dark Grey Finish				
20" 5-Split-Spoke Style 5051* With Gloss Black Finish				
20" 5-Spoke Style 5054*				
21" 5-Split-Spoke Style 5053† With Satin Grey Diamond Turned Finish				

<b>2018 I-Pace</b> <b>Note: Tire Size listed as part of brochure documentation</b> <b>(See Apx B, Note #6, Page Apx B 39)</b>									
	18" 15 Spoke 'Style 1022'	18" 5 Split-Spoke 'Style 5055' with Diamond Turned finish	22" 5 Split-Spoke 'Style 5056' with Diamond Turned finish	20" 6 Spoke 'Style 6007'	20" 6 Spoke 'Style 6007' with Diamond Turned finish	20" 5 Spoke 'Style 5068' with Gloss Black finish	20" 5 Spoke 'Style 5068' with Diamond Turned finish	20" 5 Split-Spoke 'Style 5070' in Technical Grey with Polished finish	22" 5 Spoke 'Style 5069' in Gloss Black with Diamond Turned finish and carbon inserts
	I-Pace S	Standard							
	I-Pace SE				Standard				
	I-Pace HSE					Standard			
I-Pace First Edition		Standard						Optional	

I-Pace information based on pre-production information

Reduced section alloy spare wheel

All Season Tires

Reduced section steel spare wheel

I-Pace Wheel Specifications	Front	Tires	Rear	Tires
18" 15 Spoke 'Style 1022'				
18" 5 Split-Spoke 'Style 5055' with Diamond Turned finish				
22" 5 Split-Spoke 'Style 5056' with Diamond Turned finish				
20" 6 Spoke 'Style 6007'				
20" 6 Spoke 'Style 6007' with Diamond Turned finish				
20" 6 Spoke 'Style 6007' with Diamond Turned finish				
20" 5 Spoke 'Style 5068' with Gloss Black finish				
20" 5 Split-Spoke 'Style 5070' in Technical Grey with Polished finish				
22" 5 Spoke 'Style 5069' in Gloss Black with Diamond Turned finish and carbon inserts				

**General:** Tires are considered expendable. Replacement tires must be the same (or equivalent) size and construction (bias/radial) as originally found on the car when delivered by the Jaguar factory or offered by Jaguar Cars as optional equipment. **See exceptions in Chapter VI.** In order to ensure that the car will maintain the proper stance and original appearance, replacement tires must maintain the same aspect ratio as the OEM. The size molded into the tire must be accepted as proof of currently exhibited size (example: 6.40 x 15 or 185 x 15). Sidewall or stripe/color or width is currently optional. Universal Tire Company, Lancaster, PA, British Wire Wheel, Fresno, CA or Coker Tire, Chattanooga, TN are sources for many of these hard-to-find tires.

**Notes:**

1. 4.75 x 18 tires deleted from manufacturer's listings in Oct.89.
2. 6.70 x 16 newly available from Dunlop.
3. In May 1963, Service Bulletin M.7 stated that Dunlop SP tires (a radial tire) are suitable for use on MK2 Jaguars; all MK2's may therefore be equipped with either bias ply or radial tires of the prescribed size.
4. As stated in the Jaguar Service Bulletin, M.15, November 1965, 185 x 15 tires are a proper replacement for Series 1 E-Type tires, thus, either 6.40 x 15 or 185 x 15 size tires are considered authentic for the Series 1 E-Type.  
As stated in the Jaguar Cars Spares catalogue, page 72, 185 x 15 tires are correct for the Series 2 E-Type and are considered authentic.  
**Note:** At that time period, by default "185x15" tires were "80" series, that being the aspect ratio of the height of the sidewall in comparison to the width of the tread. "185/70x15" tires are Non-Authentic as the tire diameter and road height are not authentic with the keeping of the car.
5. During 1972-1974, the tire industry experienced near-chaos as it changed industry standards and nomenclature. The original equipment Dunlop ER7015VR is available through several manufacturers in either the original size or equivalent: P205/70VR15.
6. For cars manufactured, beginning in the late 1990's, there is a sticker on the driver's door jamb specifying the correct tire size as specified by the manufacturer.

**Acknowledgments:** Original list and sizes compiled by the Northwest Regional Jaguar Clubs. Footnote research by Ed Miller. The list was originally formatted for JCNA by Dick Howe. Additional vintage tire information was provided by Phillip Pollock of Vintage Tire Supplies Ltd., Middlesex, England. Updated and reformatted for the 1997 6th Reordered Edition. Tire and wheel information listed after model year 2001 updated by Jaguar Cars. Reformatted and edited by Stew Cleave and Dick Cavicke, with the help of the JCC, Gregory Andrachuk, and Doug Dwyer for Edition 8.1 per the 2004 AGM.

**TIRE SPEED RATINGS** (The following is provided courtesy of The Tire Rack [www.tirerack.com](http://www.tirerack.com))

Over the years, tire speed rating symbols have been marked on tires in one of the three ways shown in the following examples:

**225/50SR16; 225/50SR16 89S or 225/50R16 89S**

Early tires had their speed rating symbol shown "within" the tire size, such as **225/50SR16**. Tires using this designation were **not** to have been produced after 1991:

**225/50SR16** - 112 mph; **225/50HR16** - 130 mph; **225/50VR16** - in excess of 130 mph.

Beginning in 1991, the speed rating symbol denoting the fixed maximum speed capability was shown only in the speed rating portion of the tire's service description, such as **225/50R16 89S**. Common speed rating symbols, maximum speeds and typical applications are shown below:

<b>N</b> 87 mph, Temporary Spare Tires	<b>T</b> 118 mph, Family Sedans & Vans
<b>P</b> 93 mph	<b>U</b> 124 mph
<b>Q</b> 99 mph, Studless & Studdable Winter Tires	<b>H</b> 130 mph, Sport Sedans & Coupes
<b>R</b> 106 mph, H.D. Light Truck Tires	<b>V</b> 149 mph, 240 Sport Sedans, Coupes & Sports Cars
<b>S</b> 112 mph, Family Sedans & Vans	

When **Z**-speed rated tires were first introduced, they were thought to reflect the highest tire speed rating that would ever be required, in excess of 149 mph. While **Z**-speed rated tires are capable of speeds in excess of 149 mph, how far above 149 mph was not indicated. That ultimately caused the industry to add **W** and **Y** speed ratings to identify tires that met the needs of new vehicles that have extremely high top-speed capabilities:

**W** 168 mph, Exotic Sports Cars; **Y** 186 mph, Exotic Sports Cars.

While a **Z**-speed rating still often appears in the tire size designation, such as **225/50ZR16 91W**, the **Z** in the size signifies a maximum speed capability in excess of 149 mph; the **W** in the service description indicates the tire's 168 mph, maximum speed.

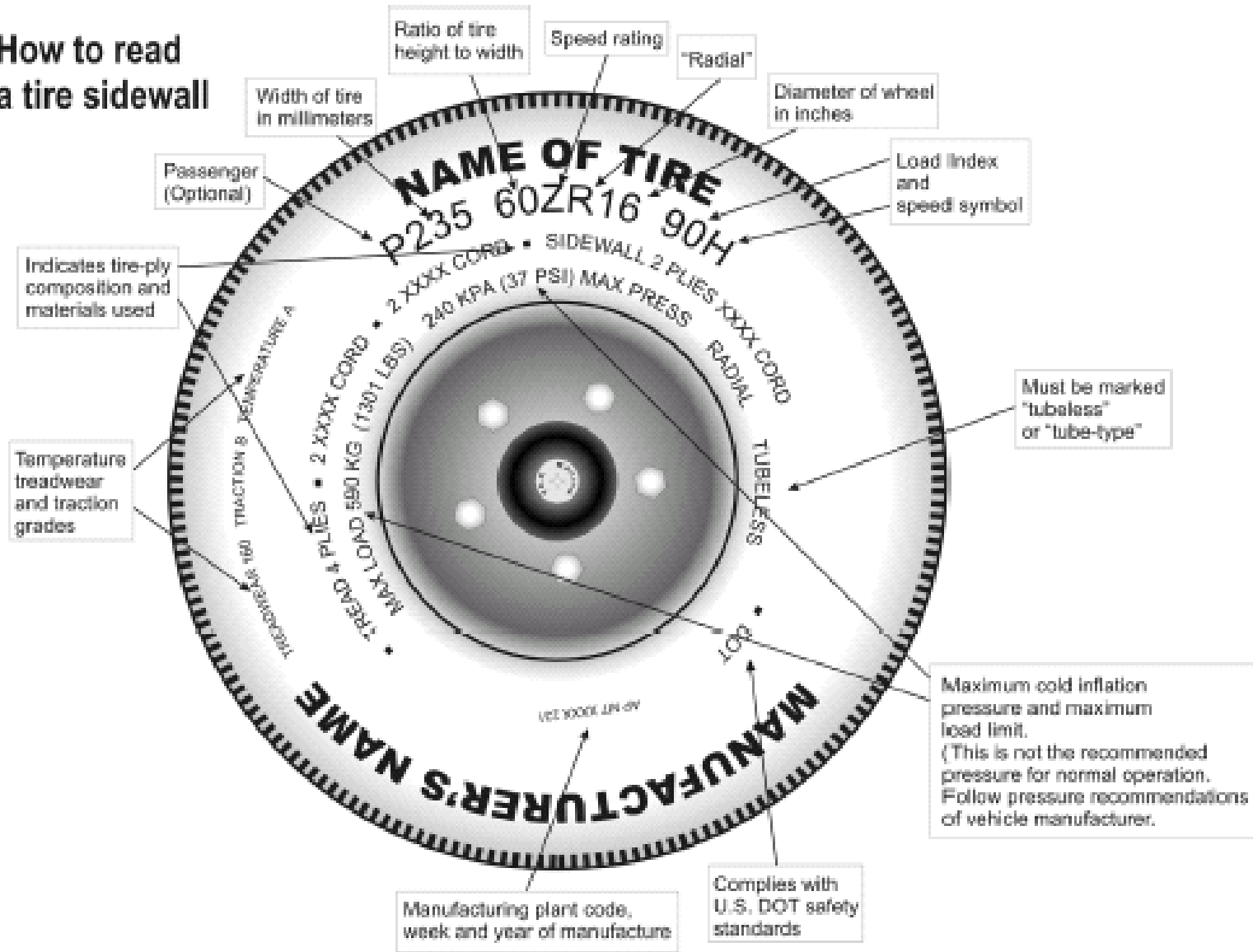
**225/50ZR16** in excess of 149 mph; **205/45ZR17 88W** 168 mph; **285/35ZR19 99Y** 186 mph.

Recently, when the **Y**-speed rating indicated in the service description is enclosed in parenthesis, such as **285/35ZR19 (99Y)**, the top speed of the tire has been tested in excess of 186 mph, indicated by the service description as shown below:

**285/35ZR19 99Y** 186 mph; **285/35ZR19 (99Y)** in excess of 186 mph.

Image above provided by TC Kopke.

## How to read a tire sidewall



**Notes:**

## Appendix C

### Official Publications for Documenting Authenticity

*Requests for changes and or updates to any of the published JCNA Judging Guides should be sent to the following: [jsambold@coventryfoundation.org](mailto:jsambold@coventryfoundation.org).*

*The submission must include the citation of the exact place in the specific Judging Guide and version, page number, paragraph, sentence, and or image in question.*

*The submission must also be accompanied by full documentation supportive of the requested change or update with the source of accompanying documentation provided. Any submission that is received incomplete will be returned.*

**Table C-1**

### Jaguar Cars Documents for validating feature and component authenticity

JAGUAR CARS DOCUMENTS <sup>1</sup>	REQUIRED BY JUDGES AT CONOURS <sup>2</sup>
1. Jaguar Cars Service Manuals	No
2. British Leyland Repair Operation Manuals	No
3. Jaguar Cars Spare Parts Catalogues	No
4. Jaguar Cars Service and Parts Bulletins	No
5. Jaguar Operating, Maintenance and Service Handbooks (Owner's Manuals)	Champion Division only (Recommended for Driven Division)
6. Official Jaguar Cars Sales and Accessories Documents	No
7. Jaguar Daimler Heritage Trust Certificates	Preservation Class only

**Appendix C, Table C-1 Notes:**

1. All documents presented must apply to the specific production Year and Model entered. This includes all eligible Daimlers and their applicable publications if and where titles differ.
2. While most publications are not required, Entrants are encouraged to have whatever documents they may need to validate any unusual features found on their Entries.

**Table C-2 JCNA Official Judges' Guides  
for Validating Feature and Component Authenticity**

JCNA OFFICIAL JUDGING GUIDES <sup>1</sup>	CURRENT EDITION <sup>2</sup>
XK 120	Third Edition, March 2020
Mark 2	Original, February 2005, updated 2008
Series 1 E-Type	Original, March 2003, updated June 2013
Series 1.5 E-Type	Original, March 2006
Series 2 E-Type	Original, March 2004, updated April 2006
Series 3 V-12 E-Type	Original, March 2007, updated May 2007
XJS - 1976 – 1991	Original, March 2007, updated May 2010
Air Conditioning 1955-1971	Original, March 2008
Air Conditioning Appendix A	Original, March 2008

**Appendix C, Table C-2, Notes:**

1. The Chief Judge must have a complete file of current JCNA Judges' Guides available at the Concours site for use by either Judges or Entrants during the course of Judging.
2. Please check the JCNA web site at [www.jcna.com](http://www.jcna.com) for possible updates or revisions to these guides throughout the year.

## Table C-3

### JCNA Seminar Technical Bulletins

Only that bulletin content, which quotes or copies information from the Jaguar Cars documents, listed in Table C-1, is permitted for validating feature and component authenticity.

JCNA SEMINAR/TECHNICAL BULLETINS	ISSUE DATE
XK 120	1989, 1998, 2000
XK 140	1992
XK 150	1993
MK II SEDAN	1995
BIG SALOONS MK VII, VIII, IX	1999
S-TYPE & 420 SEDANS	1996
SERIES 1 XJ6 & XJ12	1991
E-TYPE SERIES 1 3.8 & 4.2	1994
E-TYPE SERIES 2	1997
E-TYPE SERIES 3	1990

## **Appendix D**

### **Official JCNA Concours d'Elegance Competition Classes**

#### **Champion Division Classes**

- C1/PRE:** Classics (Pre-XK engine) Tourer, OTS, DHC and Saloons: Swallow, SS & SS Jaguar (1927-51)
- C2/120:** XK 120 (1948-54)
- C3/140:** XK 140 (1955-57)
- C4/150:** XK 150 (1957-61)
- C5/E1:** E-Types, Series 1 (1961-67)
- C6/E2:** E-Types, Series 1.5 (1968) and Series 2 E-Types (1968-71)
- C7/E3:** E-Types, Series 3 (1971-75)
- C8/SLS:** Early Large Saloons: MK VII, MK VIII, MK IX, MK 10, 420G, (1950-70); Early Small Saloons: MK 1 (2.4 & 3.4), MK 2 Series (2.4, 3.4, 3.8 liter, Daimler V8), 240, 340; S-Type 3.4S, 3.8S, & Jaguar and Daimler 420 (1955-69)
- C9/XJ:** XJ6/12 Series 1 Saloons (1968-73); XJ6/12 Series 2 Saloons and Coupes (1973-79); Series III XJ6, XJ6 Sovereign and XJ6 VDP (1979-87); Series III V12 and V12 VDP (1979-92) **See Note 2**
- C10/XJ:** XJ6 (XJ40) Sedans (1987-94), XJ12 (XJ81) (1993-94); XJ6/12/R, (X300/X305) (1995-97) **See Note 2**
- C11/J8:** XJ8/R Sedans (X308) (1998-2003), XJ8/R Sedans (X350 Alloy) (2004-2009) **See Note 2**
- C12/JS:** XJ-S/SC (1976 - 1991 Pre-Facelift) Coupe, Cabriolet, H&E Convertible, Convertible, XJR-S Le Mans, XJR-S Jaguar Sport
- C13/JS:** XJS (1991 - 1996 Facelift) Coupe, Convertible, XJR-S Jaguar Sport
- C14/K8:** XK8 Coupe and Conv. (1996-2006), XKR (1999-2006)
- C15/XK:** XK and XKR Coupe and Conv. (2007-2015)
- C16/SX:** S-TYPE (1999-2008), X-TYPE (2001-2009)
- C17/PN:** Preservation Class (more than 35 years old) **See Note 2**
- C18/PN:** Preservation Class (20 to 35 years old) **See Note 2**
- C19/FJ:** XF Sedans (2008 [as 2009 model-year]-2024), XJ Sedan (2010 [as 2011 model year] – 2019), XE (2016-2020)
- C20/F:** F-TYPE (2013-2024)
- C21/P:** F-PACE (2016-On), E-PACE, (2018-On)
- C22/I:** I-PACE (2018-On)

**Note 1:** All body styles are included for each model in each class.

**Note 2:** Majestic, Daimler, Daimler Double Six, Daimler Sovereign, and Daimler Majestic models are eligible for Champion Division Classes C9/XJ and C10/XJ according to their years, engines, and body styles.

## Driven Division Classes

- D1/PRE:** All Classics (Pre-XK engine) and XK 120, XK 140, XK 150  
**D2/E1:** E-Types (1961-67)  
**D3/E2:** E-Types Series 1.5 (1968) and Series 2 E-Types (1968-71)  
**D4/E3:** Series 3 E-Types (1971-75)  
**D5/SLS:** Early Large Saloons: MK VII, MK VIII, MK IX, MK 10, 420G, (1950-70); Early Small Saloons: MK 1 (2.4 & 3.4), MK 2 Series (2.4, 3.4, 3.8 liter, Daimler V8), 240, 340; S-Type 3.4S, 3.8S, & Jaguar and Daimler 420 (1955-69)  
**D6/XJ:** XJ6/12 Series 1 & 2, Saloons and Coupes (1968-79); Series III XJ6, XJ6 Sovereign and XJ6 VDP (1979-87); Series III V12 and V12 VDP (1979-92) **See Note 2**  
**D7/XJ:** XJ6 (XJ40) Sedans (1987-94); XJ12 (XJ81) (1993-94); XJ6/12/R, (X300/X305) (1995-97) **See Note 2**  
**D8/XJS:** XJ-S/SC (1976 - 1991 Pre-Facelift) Coupe, Cabriolet, H&E Convertible, XJR-S Le Mans, XJR-S Jaguar Sport  
**D9/XJS:** XJS (1991 - 1996 Facelift) Coupe, Convertible, XJR-S Jaguar Sport  
**D10/K8:** XK8 Coupe and Conv. (1996-2006), XKR (1999-2006)  
**D11/XK:** New XK and XKR Coupe and Conv. (2007-2015)  
**D12/J8:** XJ8/R Sedans (X308) (1998-2003), XJ8/R Sedans (X350 Alloy) (2004- 2009) **See Note 2**  
**D13/SX:** S-TYPE (1999-2008), X-TYPE (2001-2009)  
**D14/FJ:** XF Sedans (2008[as 2009 model-year]-2024), XJ Sedan (2010 [as 2011 model year] – 2019) XE (2016-2020)  
**D15/F:** F-TYPE (2013-2024)  
**D16/P:** F-PACE (2016-On), E-PACE, (2018-On)  
**D17/I:** I-PACE (2018-On)

**Note 1:** All body styles are included for each model in each class.

**Note 2:** Majestic, Daimler, Daimler Double Six, Daimler Sovereign, and Daimler Majestic models are eligible for Driven Division Classes D6/XJ, **D7/XJ** and D12/J8 according to their years, engines, and body styles. (2026 Administrative Correction for the 2026 Concours Season)

## Special Division Classes

- S1/PD:** Factory-produced and prepared Competition Jaguars, Factory-sponsored Competition and Limited Production Jaguars and Production Jaguars privately prepared and modified for competition  
**S2/MOD:** Modified  
**S3/REP:** Replica (non-production, Jaguar powered)  
**S4/CONT** Continuation Vehicles (See Chapter II, Section 5, Note 5, Page II-11)

**Appendix E**  
**Jaguar Approved Accessories**

*As this is a 52-page appendix, it is not included in this printing but should be downloaded directly from [JCNA.com](http://JCNA.com), then go to the Concours page.*

**Appendix F**  
**Four-Way Flashers**  
**JAGUAR Spares Division Bulletin Q.122**

November, 1965

(Federalized) CARS EXPORTED TO U.S.A.

HAZARD WARNING DEVICE Introduced at:

Left Hand Drive	Chassis No.
2.4 litre Mark 2	127901
3.4 litre Mark 2	180289
3.8 litre Mark 2	224244
3.4 litre 'S'	1B 25773
3.8 litre 'S'	1B 78817
4.2 E-type Open Two-Seater	1E 12025
4.2 E-type Fixed Head Coupe	1E 32194
4.2 Mark 10	1D 76112



Photos courtesy M. McKay, *Original Jaguar E-Type*, Page 179

**Note 1:** Some cars may be displayed with a black plastic cover and/or decal. Not all installations had these items. No points are to be deducted for the presence or absence of these covers or decals.

**Note 2:** Non-USA Export models may or may not have Four-way Flashers.

## Appendix G Chief Judge's Check List



# JCNA Concours d'Elegance Chief Judge's Checklist



This list is not meant to be all encompassing, but as a means to facilitate the responsibilities of a Chief Judge.

The Rule Book is the master document and takes precedent over anything contained here.

- \_\_\_\_\_ Within 1 year, but no less than 4 months prior to the planned Concours event date, review Certified Judges status for Training and Testing. A minimum of 3 currently Certified Judges are required for JCNA sanctioning.
- \_\_\_\_\_ Within 1 year, but no less than 4 months prior to the planned Concours event date, make sure the Concours Chairperson has the Concours event posted on the JCNA website and sanctioning has been applied for. Sanction approval requires a minimum of 3 currently Certified Judges.  
**Note:** The Apply for Sanction box is required to be selected in order for the event to be properly reviewed.
- \_\_\_\_\_ Within 1 year, but no less than 4 months prior to the Concours event, review certification status of all current and non-current Judges as listed on the JCNA website to reasonably assess expected requirement for Judges for the event.  
**Note:** A Judge's School and Certified Judge Testing is required to be held no less than 30 days prior to the date of the event *with a review by the Chief Judge no less than 14 days prior to the event allowing time for the Chief Judge to select an alternate Certified Judge to replace the Judge that is out of certification.*
- \_\_\_\_\_ Within 1 year, but no less than 4 months (recommended) prior to the Concours event, canvas club membership for any members that are potentially interested in becoming Apprentice Judges.
- \_\_\_\_\_ Within 4 months (recommended) of the Concours event, coordinate for due diligence on certification currency of Judges potentially attending from other JCNA affiliate clubs.
- \_\_\_\_\_ Within 4 months (recommended) of the Concours event, schedule the annual Judge's School and Certified Judge Testing and coordinate for those taking the Judge's Test to become certified remotely on an individual basis due to scheduling challenges.
- \_\_\_\_\_ *Within 30 days* of the Concours event, all Judge's School and Testing should be updated on the JCNA website and a recommended email should go to the Concours Committee Chairperson at [CC@JCNA.com](mailto:CC@JCNA.com).
- \_\_\_\_\_ Within 14 days (recommended) of the Concours event, coordinate with the Concours event Registrar to obtain the number of Entrant registrations and classes containing those Entrants. Determine the expected minimum number of Judges and teams required for registered Entrants. Follow up until close of registration.
- \_\_\_\_\_ Within 24 hours (recommended) of the Concours event, prepare a Judges' briefing covering highlights of new rule changes for the current year and review of judging etiquette. This does not replace the Judge's School and will not qualify anyone for certification currency.
- \_\_\_\_\_ Within 24 hours (recommended) of the Concours event, using the Judges' Team assignment sheet from the Rule Book, prepare the individual teams according to the following rules:
- \_\_\_\_\_ Championship Division requires minimum of 3 Certified Judges per team.
- \_\_\_\_\_ Driven Division requires minimum of 2 Certified Judges per team.

- \_\_\_\_\_ Apprentice Judges are not allowed to act as a Certified Component Judge and are to shadow a Certified Team member.
- \_\_\_\_\_ Determine how OV (Operation Verification) will be performed – Separate team or when judged.
- \_\_\_\_\_ Prior to the commencement of judging, a review must be conducted of photos and documentation for Special Classes S1, S2 & S3 to ensure the Entrant is duly qualified for that class and sign off on the form.
- \_\_\_\_\_ Prior to the Judges taking the field, conduct a Judge’s briefing and complete the following:
  - \_\_\_\_\_ Review of any rule changes or updates for the current competition year.
  - \_\_\_\_\_ Assign Team Leads and Team members along with Apprentice assignments.
  - \_\_\_\_\_ Distribute class assignments.
  - \_\_\_\_\_ Distribute clipboards and pencils to each Judge.
  - \_\_\_\_\_ Ensure that each team lead has at least one current Rule Book for reference.
  - \_\_\_\_\_ Ensure that current JCNA Judge’s Guides are available to all team members during the concours.
  - \_\_\_\_\_ Reminder Judges to legibly write, the Judge’s Name, JCNA Number and numerical point values.
  - \_\_\_\_\_ Review of Judge’s etiquette and remind Judges not to physically touch an entrant’s vehicle.
  - \_\_\_\_\_ Reminder Judges of how to properly fill out the score sheet, including no section totals.
- \_\_\_\_\_ The Chief Judge must confer with the “scoring review team” to determine if any class score sheet issues are unaccounted for prior to dismissing the judging teams from the competition field. If any issues remain, they should be addressed with the correct assigned judging team immediately.
- \_\_\_\_\_ The Chief Judge must review scoring totals from the “scoring review team” for all classes prior to awarding trophies.
- \_\_\_\_\_ At the completion of Judging, use the Master Concours Report Sheet from the Rule Book to compile the event results.
- \_\_\_\_\_ Within 21 days of the completion of the Concours event, post the Entrant scores and the Judging assignments on the JCNA website.
- \_\_\_\_\_ Within 21 days of the completion of the Concours event, mail the score sheets to the Entrants. It is recommended that a paper or digital copy be retained by the club for future reference.
- \_\_\_\_\_ Should an Entrant successfully challenge a Non-Authenticity point deduction and the points are restored to that Entrant's event score, the Chief Judge must annotate the restored points correctly on a duplicate copy of the Entrant's score sheets, calculate the corrected total score, sign and date the updated score sheets and mail the duplicate copy to the Entrant as well as adjust the corrected score on the JCNA website.
- \_\_\_\_\_ Once the Concours is concluded, and both Entrant scores and Judging assignments have been posted on the JCNA web site, send an email to the Concours Committee Chairperson at [CC@JCNA.com](mailto:CC@JCNA.com) and request a results review. Be sure to include information on any potential protests that are pending review by the Protest Committee as these may require an update of an Entrant’s currently recorded score.
- \_\_\_\_\_ Be prepared to coordinate with the Concours Committee Chairperson and respond to questions on posted results or potential rule violations.

It is expected that a Chief Judge has a solid understanding of the process and procedure involved in judging a JCNA Concours event.

Should there be any questions or further clarification required please email the Concours Committee Chairperson at [CC@JCNA.com](mailto:CC@JCNA.com).

**Appendix H**  
**Class S2, Non-Authenticity Deduction Form**



**JAGUAR CLUBS OF NORTH AMERICA, INC.**  
**Special Division, Class S2, Non-Authenticity Deduction Form**

**COMPLETE ALL BLOCKS**

**Concours Date:** \_\_\_\_\_ **Entry No:** \_\_\_\_\_

**Host Club:** \_\_\_\_\_

**Entrant's Name:** \_\_\_\_\_

**Entrant's JCNA #:** \_\_\_\_\_

**Address:** \_\_\_\_\_

**City:** \_\_\_\_\_

**State:** \_\_\_\_\_ **Zip:** \_\_\_\_\_

**Home Club:** \_\_\_\_\_

**Class:** S2 Special Division

**Entry Year:** \_\_\_\_\_ **Entry Model:** \_\_\_\_\_

**Color:** \_\_\_\_\_

Complete and Present this form to the Chief Judge prior to each Concours This form must be approved by the Chief Judge Prior to Judging Deductions must total to at least **40 Non-Authentic Deduction Points** and must NOT include the specific tire, wheel, radio and window tint authenticity exceptions currently allowed in Driven Division (see Chapter II Section 3. A.1)

_____	_____	_____	_____
Print Entrant's Name	Date	Chief Judge (Print Name)	Date
_____		_____	
Signature		Chief Judge's Signature	
		_____	
		Chief Judge's JCNA Number	

**Non-Authentic Deduction Points are noted in Chapter 6 of the Rule Book**

		Item(s): Identify and Describe as Accurately as Possible	Mandatory Deduction
1			
2			
3			
4			
5			
6			
7			
8			
9			
10			
		Total Mandatory Deduction Points	

		<b>Item(s): Identify and Describe as Accurately as Possible</b>	<b>Mandatory Deduction</b>
11			
12			
13			
14			
15			
16			
17			
18			
19			
20			
21			
22			
23			
24			
25			
26			
27			
28			
29			
30			
31			
32			
33			
34			
35			
36			
37			
38			
39			
40			
41			
42			
43			
44			
45			
		Total from this side	
		Total from other side	
		Total Mandatory Deduction Points (you must do the math)	

Use separate page for additional comments and photos.

## **Appendix I**

### **JCNA Judge's Code of Ethics and Professional Conduct**

A Code of Ethics and Professional Conduct is hereby adopted by JCNA and the membership in its entirety so that the status of the Concours Certified Judges are qualified and recognized by the membership and any Non-member Concours participants that ethical principles are followed in order to avoid any and all actual or perceived impropriety.

1. The following basic rules shall govern the conduct of any JCNA member acting as a Certified Component Judge, Team Lead and/or Chief Judge with respect to the judging of a Concours Entrant.
2. Any Certified Judge, acting as a Component Judge, Team Lead Judge or Chief Judge, must, at all times, avoid conflicts of interest which can be considered to exist at any time when the current or contributory actions of another member, entrant or Judge, would involve the obtaining of an improper advantage.
3. No member, acting as either Entrant or Judge, shall in any case, solicit from another member, any acts of impropriety, directly, indirectly, or through third parties.
4. A Certified Judge shall take an active role in the observation, enactment and enforcement of Concours Judging Rules to the full extent allowed by the JCNA Judging Rule Book with the intent on maintaining the integrity of the JCNA Concours program.
5. JCNA Members acting as Certified Judges, Team Leads and/or Chief Judges, shall at all times be mindful of their ability to influence the Judging Team, the event scoring and the potential influence on Regional and/or National standings and shall act with dignity, ethically and with high moral conduct.
6. Any member, acting as a Certified Judge, Team Lead and/or Chief Judge, must never place the value of winning above the value of acting in the highest desirable ideals of character, nor shall such individual act in any manner inconsistent with such high standard of ethical and moral conduct that it would impair the integrity of the JCNA Concours Program.

## Appendix J

### JCNA Pre-Concours Judges' Meeting, Concours Team Lead and Scrutineer Responsibilities Worksheet

This list is meant to be used as a Pre-Concours Judges Meeting outline and as a means to facilitate the responsibilities of a JCNA Scrutineer. The JCNA Judges Rule Book is the master document and takes precedence over anything contained here.

- \_\_\_\_\_ Verify the Entrant's Information is complete, i.e., Name, Vehicle, Class, JCNA Number are on the Title page and on all Component sheets.
- \_\_\_\_\_ Review all rule changes for the current year.
- \_\_\_\_\_ New Rule for 2025, Batteries, **IN THEIR OWN COMPARTMENTS**, are not judged.
- \_\_\_\_\_ All Entries in the same class have the same team of judges, with each Judge assigned to the same area.
- \_\_\_\_\_ Box for Entrant or Family member present must be checked on ALL sheets?
- \_\_\_\_\_ **Driven Division Only:** The engine must be inspected to verify that it is a Jaguar engine. If it does have a Jaguar engine, the "Engine Verification" box has "Y". If it does not, then the vehicle is not be judged.
- \_\_\_\_\_ **Operation Verification** deductions are correct for horns & lights and Non-Authenticity items are listed and are Initialed by Entrant.
- \_\_\_\_\_ Record the O.V. Team Lead Judge's Name and JCNA Number on the O.V. Score Sheet.
- \_\_\_\_\_ Record the **Primary Judging Team Lead** Judge's Name and JCNA Number on the O.V. Score Sheet.
- \_\_\_\_\_ Record the Component Judge's Name and JCNA Number are recorded on each Component sheet.
- \_\_\_\_\_ All written deductions **MUST** fall within the **Minimum and Maximum values** Allowed by the sheet and are legible. (**Judges should be using Pencils**)
- \_\_\_\_\_ Component sections or single item lines that have no deductions **or are not applicable and** should be **Lined Through** for clarification: i.e., Hood, hood Env. Etc. when Entrant's Vehicle is a sedan or FHC, and or a single line has no deductible values. See Examples below:

**Hood, Hood Env., Side Curtains, Tonneau**  
OTS/DHC, XJ6C/XJ12C/XJ-SC Only – No Saloons

25	Scratched/torn/hole	0.1	4	.
26	Poor fit	0.2	4	.
27	Frayed/loose bindings	0.2	4	.
28	Faded	0.4	4	.
29	Creased/wrinkled	0.2	4	.
30	Cleanliness	0.1	5	.

**Wheels (Wire, Disc, Alloy, Chrome, Painted)**

31	Damaged/dented	0.2	10	.
32	Pitted/chipped/scraped	0.2	10	0.2
33	Rusted	0.2	10	.
34	Cleanliness	0.1	20	0.4

- \_\_\_\_\_ Condition & Cleanliness (CC) location descriptions must be completed and be legible to match the point deductions on all pages.
- \_\_\_\_\_ Discuss any authenticity deductions with the Team Lead prior to discussing with the Entrant.
- \_\_\_\_\_ The Entrant must initials all Non-Authenticity deductions on all pages.
- \_\_\_\_\_ All Non-Authenticity deductions are verified as correct using Judge's Manual Chapter VI.
- \_\_\_\_\_ Field Judges are Not to total scores. Bold Total boxes at section ends are to be tallied by the Score Keepers.
- \_\_\_\_\_ For Questions or Challenges, refer to the Judging Team and/or the Chief Judge for the BEST resolution.
- \_\_\_\_\_ All errors and/or issues must be addressed during judging.
- \_\_\_\_\_ Judges are to remember, they are judging the car, not the Entrant. No favoritisms.

## Glossary of Terms

<b>Authentic</b>	An item of very similar or identical material and identical configuration to that of the original. See “Original” below.
<b>Chip</b>	A small defacing in the paint finish, as caused by a stone or door ding. A chip will often reveal metal underneath.
<b>Cleanliness</b>	The state or degree of being free of dirt, grease, dust, water spots, lint, wax residue, road tar, finger-prints or other impurities.
<b>Concours d’Elegance</b>	<p>Pronunciation: kōn<sup>n</sup>-kūr-dā-lā-'gā<sup>s</sup></p> <p>French term meaning “parade of elegance” originating in Paris around the beginning of the twentieth century. European couture houses showcased fashion collections in combination with exquisite custom coachwork on automobiles of the day. Usually the cars were expensive, being adorned with custom coachwork. In many cases they were one-of-a-kind. Both the cars and the fashion were judged and awards given based on beauty, style and design. The event grew in popularity and spread around Europe, with similar premier events in Italy and England, both of which had World class automotive and fashion industries.</p> <p>World War II resulted in the cessation of Concours. In the 1950s and 60s Concours D’Elegance reappeared in Paris and soon began to appear in countries around the world including the United Kingdom, Italy, Australia, Philippines and the United States.</p> <p>Some sources go back to pre-automotive days and cite exclusive participation by nobility showing their carriages; hence Concours d’Elegance is sometimes referred to as the “sport of kings”.</p>
<b>Coachline</b>	Pin-stripe along the waistline of the body.
<b>Composite</b>	<u>A material composed of, or made up of, other materials.</u> <small>(2026 Administrative Clarification for the 2026 Concours Season)</small>
<b>Cracked/Crazed</b>	A narrow split, partial fracture or separation of a piece or part that is normally considered one unit. In body panels, a separation of a panel(s) that is normally welded, brazed, or leaded together to form a single unit.
<b>Creases/Wrinkles</b>	A line, mark or ridge caused by looseness or folding of a fabric, leather, or vinyl. Creases and wrinkles are usually found in cloth hoods, side curtains, leather seats, door panels, carpet, and headliners.
<b>Cushion</b>	The lower portion of the seat upon which one actually sits on, as opposed to the squab or portion one’s back rests against.
<b>Customized</b>	A change in shape or appearance of a section of the Jaguar.
<b>Curb Side</b>	The side nearest to the kerb for right-hand drive cars.

<b>Damaged wheel/spoke</b>	A wheel or spoke that is bent or broken is considered damaged. A wheel that has hit an obstacle with sufficient force to cave in the edge of the rim is damaged.
<b>Delamination</b>	The separation or splitting apart of layers of laminated wood. The steering wheel and other items of interior trim on many Jaguars may be of laminated wood. It sometimes separates due to age and exposure to heat and light from the sun.
<b>Dent</b>	A slight or significant depression, indentation or hollow in a surface made by a blow or other pressure, not a part of the original design of the component.
<b>Different Type/Make</b>	It is a JCNA rule that tires are considered expendable items and may be replaced by a make other than those originally furnished on the Jaguar, but that they must be of the original size (see Appendix B). Different Type/Make is defined as tires fitted onto a Jaguar that have been produced by different manufacturers, or are of styles that differ one from another. For example, the entry that has two Dunlop tires, and two Firestone tires fitted on the road wheels, and a Goodrich on the wheel in the boot, must be penalized under the Different Type/Make category. Alternatively, some may be radial tires while others are bias tires, or there may appear a mix of blackwall and white wall or red line tires. Any mixture as described above is subject to penalty under the Different Type/Make deduction.
<b>Discolored/Cloudy</b>	A change in color, darker or lighter, variegated, streaked, or opaque instead of transparent.
<b>DHC - Drop Head Coupe</b>	A car fitted with a cloth top that is padded internally to provide shape when erect and incorporating a head-lining. The cloth top remains exposed when folded down around the back of the seats and is still visible above the exterior of the car. The metal framework around the windshield is also body paint color as opposed to a complete chrome frame like the OTS models.
<b>Entrant</b>	The Entrant is the person who registers the Entry. The Entrant must be: <ul style="list-style-type: none"> <li>a. An individual or joint title holder of the Entry, or;</li> <li>b. An employee of a business or institutional title holder of the Entry who has been assigned its regular use, or)</li> <li>c. A lessee of the Entry, or;</li> <li>d. An immediate family member of one of the above.</li> </ul>

<b>Faded/Fading</b>	A finish that has become less distinct, has lost color or brilliance or has become dull in appearance. In paint, a finish that has lost its color intensity and become dull is considered faded. In soft materials, such as canvas, hoods, side curtains, leather or vinyl fading is indicated by a general loss of strength of color.
<b>FHC -Fixed Head Coupe</b>	A Jaguar fitted with a metal roof and windshield that are not removable. Roll-up windows are also fitted in the doors.
<b>Frayed/Loose Bindings</b>	A fabric, leather, or vinyl component that is ragged or worn on the edges, where the material is unraveling, or stitching is loose or missing must be penalized.
<b>JCNA</b>	Jaguar Clubs of North America, founded on January 16, 1958, exists to promote and encourage a spirit of mutual interest and assistance among owners of Jaguar automobiles, to assist in the formation of local Jaguar owners' clubs and to charter these groups, to provide a means for the exchange of information concerning Jaguar automobiles and to publish periodic bulletins and magazines containing material of interest to members.
<b>Less than Legal Tread</b>	As the determination of legal tread depth may vary from state to state, for judging purposes legal tread means that the cord of the tire cannot be seen when the tire is viewed from the side at a 45-degree angle of the tread surface.
<b>Lifting/Peeling</b>	The separation of a finish, such as paint or chrome, from the base metal. This usually occurs in small to large sheets or flakes. This process leaves the metal bare.
<b>Loose</b>	An item not connected, restrained, bound, glued or attached where it is intended to be is considered loose. This generally pertains to fabrics, leathers, vinyl, or wood that has become unglued from its base material, but may also be applied to components made of other materials in other situations.
<b>Missing</b>	An item originally installed whose removal has not been camouflaged.
<b>Modified</b>	Changing one component for another, or the adding of components, or departing from the original specifications.
<b>Near Side</b>	The side nearest to the kerb for right-hand drive cars. (See Off Side)
<b>Non-Authentic</b>	A part, component, finish, color or material is considered to be non-authentic if it is not a genuine Jaguar item for the particular year and model of the Jaguar being presented. THE ITEM MUST BE AS IT WAS SPECIFIED AND INTENDED TO LEAVE THE FACTORY BY JAGUAR CARS. Replacement parts, regardless of manufacturer, are acceptable only if they meet the exact specifications of the original

item or material. The Judge must use common sense when judging for non-authenticity. Any item added or missing which is not genuine as verified by Jaguar literature is non-authenticity.

**Non-Standard**

A Jaguar not necessarily built by the Jaguar company, but an Entry that satisfies the requirements of a Class within a Special Division.

**Off / OFF**

Provided for, as in “well off”. Used to describe a one-of-a kind automobile, as in a “one off”. Used in Jaguar Parts Catalogues to denote the quantity of an item, as in “4-OFF”

**Off Side**

The side furthest from the kerb for right-hand drive cars. (See Near Side)

**OTS - Open Two Seater**

A car fitted with a cloth top that is stowed behind the seats.

**Original**

A component that was installed by Jaguar Cars at the time of the vehicle’s manufacture.

**Paint Flaws**

Flaws found in paint finishes. Orange peel is a roughness to the finish similar to the skin of an orange. The most common cause is excessive paint being applied at low air pressure. Fisheye is a tiny crater in the paint surface where the paint has actually gathered around the hole, forming a small "volcano" or cone shaped flaw. Fisheye is the result of improper preparation of the surface being painted. Blushing is paint that has a white or chalky appearance caused by the lack of thinner in the paint or excessive humidity during application. Alligator paint is a series of connected cracks in the paint finish that is the result of paint being applied too thickly, or where thinner of the wrong drying time has been used. Deductions for paint flaws need not be limited those listed above.

**Paint Overspray**

A thin film of paint or undercoating or their residue(s) on adjacent surfaces not requiring paint or undercoating. This flaw is the result of inadequate masking, poor painting procedure and/or inadequate cleaning of adjacent surfaces after painting. Overspray usually observed on chrome or rubber parts. Overspray may also be found on nearby painted elements of different color, e.g., an Entrant painted the radiator shell without proper protection and small specks of black paint are seen on other painted panels in the engine compartment.

**Personalized**

A car built by the Jaguar company, which has been modified or customized to suit the owner’s individual tastes.

**Pitted/Pits**

A small hollow or series of hollows in a finished surface. Pitting is most commonly found in chrome and bright metal.

<b>Poor Fit</b>	Excessive misalignment of the interfacing of components or parts, e.g., doors, bonnet, bootlid or hood. The improper shape of an item, e.g., leather seats not filled with the proper amount of stuffing, and appearing to fit the frame poorly. Or, stitching of seams may not be aligned properly, resulting in pulling between sections. Poor fit may also result from overstuffing of padded or upholstered components.
<b>Poor Rubber Seal</b>	A rubber seal that is cracked, splitting, exhibiting a chalky appearance or is in otherwise poor condition. New British (NB) rubber pieces do have a tendency to exhibit minute cracks.
<b>Pozidrive®</b>	A screw head similar to a Phipps® head specially designed for automotive assembly using power driven tools to prevent the driver from slipping out of the fastener. Identified by slashes scribed between the slots that receive the driver.
<b>Privateer</b>	Someone who races non-factory sponsored racecars at national or international circuits.
<b>Rags Down</b>	The term “Rags Down” is a command used by the Chief Judge to all Entrants to discontinue the application of any device used in the performance of further cleaning the vehicle.
<b>Replica</b>	A vehicle whose builder attempted to faithfully reproduce all characteristics of the original.
<b>Ripple</b>	An undulation in a normally flat surface.
<b>Rust</b>	The reddish-brown/yellowish coating formed on metal by oxidation due to exposure to moisture and air. Rust is generally the result of rupture of the protective coating and subsequent exposure of the metal to the air.
<b>Saloon</b>	A four door automobile having a closed body and a closed boot separated from the part in which the driver and passengers sit; a sedan.
<b>Scratch</b>	A mark in the finish caused by a sharp or ragged object. Scratches left by waxing or polishing do not meet this definition.
<b>Shooting Brake/Sport Brake</b>	British term for station wagon, a car body style which originated in the 1890s as a horse-drawn wagon used to transport shooting parties with their equipment and game. (Wikipedia)
<b>Smoothing</b>	As used in this Rule Book, smoothing of a finish refers to the removal of casting or manufacturing blemishes (found primarily on aluminum or aluminum alloy items) that the factory did not take the time to correct. <ul style="list-style-type: none"> <li>a. Items (such as cam covers and carburetor air inlet ducts/horns) whose surfaces were mostly smooth and polished, from the factory, but which had minor blemishes, from mold seams or rough</li> </ul>

areas caused by mold or casting imperfections, may have those defects "smoothed" and polished, to match the **original surface finish of the main portion** of the item, without penalty.

- b. Items that were cast in molds that produced a coarse or grainy-textured finish (such as sand-cast carburetor domes and the E-type clutch and brake pedal suspension housings) **MUST NOT** have their original overall rough texture removed.

**Squab**

The upright portion of the seat, the seat's back. Squabs have visible fronts and backs.

**Stain**

A discoloring, soiling or spotting of a surface.

**Tears/Holes**

A pulling apart, puncturing, or separating by force of a soft material is a tear. Holes are a hollow or void in a normally continuous surface.

**Trust/Trustee**

A Trust/Trustee who is a member of JCNA may show, in the name of the trust, Jaguars belonging to the trust; however, the trust must be a JCNA member.

**TWR Tom Walkinshaw Racing**

The Jaguar Cars Ltd. sponsored Scottish racing team based at Kidlington, Oxfordshire. The team fielded Jaguar powered cars in both the ETC and WSC championship race series in Europe.

**YCCC - Yellow Chromate Conversion Coating**

A coating applied after plating to prevent white oxidation of cadmium-plated parts. The coating exhibits a golden tint whose luster is dependent on the luster of the base metal prior to plating. The coating became common in the late '60s and dissipates over time, especially when exposed.

**Worn**

Exhibiting the effects of use and wear.

## Index

- 30-Day
  - Conduct Judges School, III-2, **III-5**
  - File Protest, III-20, IV-9
  - Update Judge's Status, III-5**
- Accessories, VI-2, VI-21
  - Non-Authentic, VI-16
  - Non-Factory, VI-16
- Additional Paperwork, V-16
- Air Conditioning, V-18
- Alcoholic Beverages, III-12
- Alloy Wheels**
  - Driven Division, II-6**
- Alternate Certified Judges, III-12
- AMCO Accessories, V-7
- AMCO Bars, V-7
- Antennas, VI-8
- Appendix A**
  - List of Production Models, 1**
- Appendix B
  - Tire and Wheel Data, 1
- Appendix C
  - Official Publications, 1
- Appendix D
  - Competition Classes, 1
- Appendix E
  - Approved Accessories, 1
- Apply Rules Uniformly, III-1
- Approved Accessories
  - Appendix E, 1
- Approved Items
  - Accessories, VI-2
- Arm Rests, V-12
- Authentic
  - Better than original, VI-4
  - Options, III-17, IV-5
  - Over-Restoration, VI-4
  - Replacement Parts, VI-3
- Authenticity, V-1
  - Acceptable Items, VI-1
  - Documentation, VI-1
  - Driven, II-6
  - Fasteners, V-3
- Badge
  - Badge Bar, VI-8
- Badge Bars, VI-8**
- Badges, VI-8
  - Grille-Mounted, VI-8
- Basic Rules, III-12
- Battery, V-14
- Be Objective, III-1
- Better than Original, VI-4**
- Body Stripes
  - Pin Striping, V-6, VI-9
- Boot
  - Deductions, VI-17
  - Paint, Panels, Mats, V-15
- Cabriolet
  - XJ6C, XJ12C, XJ-SC, V-7
- Calculations
  - Score Sheet, III-13
- Carburetors, Fuel Injection, and Fuel and Air Filters, V-17
- Cargo Cover, VI-18**
- Carpeting, V-12
- Certification
  - Judge Certification, III-4
- Certified Judge
  - Experienced, III-8
  - Inexperienced, III-8
  - Number of, III-9
  - Qualification of Judges, III-7
  - Rules, III-8
- Champion Division, II-3
  - Boot Deductions, VI-17
  - Classes, II-4, 1
  - Electronic Devices, V-13
  - Engine Deductions, VI-19
  - Glass, VI-13**
  - License Plate, II-7, V-11
  - Radio, CD, Tape Players, VI-16
  - Scoring & Scoring Plateaus, II-5
  - Scoring Plateaus, II-5
  - Tires, V-8
- Chassis, V-18
- Chief Judge
  - And Concours Chair, I-7
  - And Judges, III-4
  - Designating, III-2
  - Judge Roster, III-16
  - Judges' Meeting, III-3
  - Judging Guides, 1
  - Lowering Judging Standards, V-1
  - Personnel, I-8
  - Posting Scores, III-16

- Protests, III-3
- Qualifications, III-2
- Resolving Protests, III-19
- Responsibilities, III-2
- Chrome, V-6
  - Plated Surfaces, VI-4
  - Tailpipes, V-7
  - Wheels, V-10
- Clamps, V-18
- Classes
  - Champion Division, II-3
  - Class S1/PD**, II-9
  - Class S2/MOD, II-10
  - Class S3**, II-11
  - Driven Division, II-8
  - Preservation Class, II-4
  - Special Division, II-9
- Cleanliness and Condition, V-1
  - Deductions, III-14
- Common Items, V-3
  - Deductions, VI-5
- Comparing Entries, III-17
- Compartments, IV-5
- Competition Classes
  - Appendix D, 1
- Complaints and Protests**, III-20, IV-9
- Concours Awards and Divisions, II-2
- Concours d'Elegance
  - Amenities and Facilities, I-3
  - Avoiding Local Conflicts, I-1
  - Canceling/Rescheduling, I-2
  - Concours Awards and Divisions, II-2
  - Concours Year, I-1
  - Conducting, I-10
  - Divisions, I-1, II-2
  - Location, I-3
  - Operating, I-7
  - Parking, I-7
  - Personnel, I-8
  - Purpose, I-1
  - Registration, I-7, I-9
  - Rules and Guidelines, III-1
  - Score Sheet Runners, I-8
  - Scoring Personnel, I-8
  - Selecting the Concours Date, I-1
  - Site Layout, I-8
  - Sponsorship, I-6
  - SPONSORSHIP, I-3
- Condition and Sidewalls, V-8, VI-11, 3
- Confer
  - With Fellow Judges, III-17
- Consoles**, VI-16
- Courtesy Repair Time, III-11
- Covers
  - License Plate, V-11
- Daimler, II-8, 2
- Dash, V-12
- Dash Plaques, V-2
- Data Plates, V-19
- Day's Procedures, III-11
- Decals, V-2
- Decision is Final, III-19
- Deductions
  - Assigning Penalties, VI-4
  - Boot, VI-17
  - Cleanliness and Condition, III-14
  - Common Components, VI-5
  - Engine, VI-19
  - Exterior, VI-6
  - Non-authentic, V-2
  - Non-Authentic, VI-4
  - Noting Location, III-14
  - Purpose, VI-1
  - Spark Plugs, VI-21
  - Using this Guide, VI-5
- Definition
  - Daimlers, II-1
  - Jaguar, II-1
  - Swallow Bodied Chassis, S.S., & Jaguar Cars, II-1
- Divisions
  - Authentic Exceptions, II-6
  - Champion, II-3
  - Concours, II-2, IV-8
  - Display, IV-9
  - Driven, IV-9
  - Driven Classes, II-8
  - Preservation, II-4, II-6
  - Special Divisions, IV-9
  - Tire, II-6
  - Unofficial, IV-9
- Documentation, IV-3
  - Entrant, III-17
- Door, V-13
  - Arm Rests, V-12
  - Panels, V-12
- Down Pipes, V-18
- Driven
  - To Assigned Parking Position, II-1
- Driven Division

**Alloy Wheels, II-6**  
 Classes, II-8, 2  
 Daimler, II-8, 2  
 Electronic Devices, V-13  
 Eligibility in Consecutive Years, II-8  
 General Spirit, II-6  
**Glass, VI-14**  
 License Plate Frames, II-7, V-11  
 Presenting the Jaguar, IV-6  
 Radio, Tape and CD Players, II-7, VI-16  
 Score Sheet Calculations, II-8  
 Scoring, II-8  
 Scoring Plateaus, II-8  
 Tires, V-8  
 Window Tinting, II-7  
 Driving Lights, V-4  
 Eating, Drinking, Smoking, or Touching, III-12  
 Electronic Devices, V-13  
 Eligibility  
     Driven Division, II-8  
     Preservation Class, II-5  
     Special Division, II-12  
 Emblems  
     Leapers, V-7  
 Emission Control Devices, VI-1  
 Engine  
     Compartment, V-17  
     Data Plates, V-19  
     Deductions, VI-19  
     Master Systems, V-19  
     Peripheral Equipment, V-17  
     Requirements, II-1  
 Engine Block, Head & Carburetors or Fuel  
     Injectors, VI-21  
 Entrant  
     After Concours, IV-8  
     Argues with Judge, IV-7  
     Authenticity, VI-1  
     Conversation with Judge, III-18, IV-7  
     Definition, IV-1  
     Determine if Present, III-13  
     Documentation, III-17, IV-3  
     During the Concours, IV-3  
**General Rules, IV-1**  
     Influencing Judges, IV-7  
     JCNA Number, IV-2  
     Judge Interaction, IV-6  
     Judging, IV-3  
     Leaving the Field, IV-8  
     Membership Number, IV-2  
     Notification of Non-Authentic, III-18  
     Packet, I-10  
     Presenting the Jaguar, IV-4, IV-6  
     Protests, IV-9  
     Registration, IV-1, IV-2  
     Requirements, IV-1  
     Resolving Protests, III-19  
     Resolving Ties, IV-8  
     Responsibility, III-17  
     Score Sheet, IV-8  
     Serious Entrant, III-19, IV-6  
     Showmanship, III-18, IV-5  
     Who Argues, III-19, IV-7  
 Entry Eligibility, Divisions, and Classes, II-1  
 Entry Form Retention, I-6  
 Errors, III-13  
 Ethics of Judging, III-1  
 Evaluation, V-1  
 Exhaust Manifolds, VI-21  
     Procelainized, V-17  
 Exhaust Pipes  
     Down Pipes, V-18  
 Expansion Tanks, V-18  
 Exterior, V-5  
     Body Panels, V-5  
     Deductions, VI-6  
     Paint Finish, V-5  
 Extraneous Conversation, III-18  
 Factory-Installed Items, VI-16  
 Fasteners, V-3  
 Field Protocol  
     Alcoholic Beverages, III-12  
 Field Protocols, III-12  
 Fire Extinguishers Note 2a, II-10  
 Fog Lights, V-4  
 Footrests, V-12  
 Four-way Flashers, V-5  
 Frame, V-18  
 Gas Cap Lids, IV-5, V-8  
 Generators and Alternators, V-18  
 Generators. Alternators, Regulators, Relays,  
     Wiring, and Battery, V-18  
 Glass  
     Champion Division, VI-13  
     Plexiglas, lamps lenses, covers, V-6  
 Glove boxes, V-14  
 Grille-Mounted Badges, VI-8  
 Handicap Points, III-14  
 Hard Tops, IV-4, VI-13, 2  
 Hardware, V-12, V-13

Headlamps, V-4  
     Glass, covers, V-6  
 Headlights, V-4, VI-8  
 Headliner, V-12  
 Heritage Certificate, II-5  
 Hess and Eisenhardt, VI-11  
 History, xix  
 History of the Jaguar Clubs of North America,  
     xix  
 History of the Rule Book, xx  
 Hood Envelope, V-7  
 Hood Envelope and Tonneau, V-8  
 Horns, V-4, V-8  
 Hoses  
     Radiator, V-18  
 Ignition  
     Aftermarket, VI-21  
 Influencing Judges, III-19, IV-7  
 Instruments, V-12  
     Non-Authentic, VI-16  
 Insurance, I-3  
 Insurance Form Retention, I-6  
 Interior  
     Arm Rests, V-12  
     Carpeting, V-12  
     **Consoles**, VI-16  
     Door Panels, V-12  
     Door Shut Panels, V-11  
     Footrests, V-12  
     Hardware, Steering Wheel, Instruments, V-12  
     Headliner, V-12  
     Instrument Panel, V-12  
     Overmats, V-12  
     Owner's Manual, V-15  
     Seats, Squabs, Head Rests, Belts, V-13  
     Small Compartments, V-14  
     Steering Wheel, V-13  
     Trim, V-12  
     Woodwork, V-11  
 Interior Judge  
     Owner's Manual, V-15  
 Introduction, xxii  
 Jacks, V-15  
 Jaguar  
     As it left the factory, V-1  
     Competitiveness, III-16  
     Evaluation, V-1  
     Reevaluating, III-19  
 JCNA Number, IV-2  
 Judge  
     And Entrant, III-17  
     And the Jaguar, III-16  
     Apply Rules Uniformly, III-1  
     Authority, IV-6  
     Be Consistent, III-1  
     Be Fair, III-1  
     Be Impartial, III-2  
     Be Objective, III-1  
     Boot Judge-Tool Kits, V-14  
     Choosing, III-8  
     Confer with Fellow ..., III-17  
     Conversation with ..., III-18  
     Decision is Final, III-19, IV-8  
     Dress Accordingly, III-17  
     Entrant, IV-6  
     Entrant-Decision on Judging, IV-8  
     Experienced, III-8  
     Exterior Judge's Authority, III-17  
     Familiar with Rules, III-8  
     Inexperienced, III-8  
     Infallibility, III-7  
     Influencing, III-19  
     Lowering Judging Standards, V-1  
     Meeting, III-3  
     Own Class, III-8  
     Owner's Manual, V-16  
     Posture, III-16  
     Qualifications, III-7  
     Responsibility, III-17  
     Roster and Judge's Report, III-16  
     Roster and Report, III-4  
     Score Sheet, III-12  
     Spare Tire, V-16  
     Supplies, III-13  
     Touching the Jaguar, III-16  
 Judge and the Score Sheet  
     Tally, III-12  
 Judges  
     and the Score Sheet, III-12  
     Assignments, III-11  
     Comparing Entries, III-17  
     Field Protocol, III-12  
     Lunch Break Procedures, III-12  
     Meeting, III-11  
     Per Team, III-9  
     Remain on Site, III-12  
     Required Per Team-Champ, III-9  
     Required Per Team-Driven, III-9  
     Spectators, III-12  
     Walk the Site, III-12

## Judging

- Alternate Certified Judges, III-12
- Authenticity, V-1
- Basic Rules, III-12
- Component Legitimacy, VI-3
- Ethics, III-1
- Gas Cap Lids, V-8
- Guides, VI-2, 1
- Hood Envelope and Tonneau, V-8
- Leaving the Concours Field, III-20
- Methods, III-9
- Own Class, III-8
- Presenting the Jaguar, IV-6
- Primary Team, III-10*
- Rejudging, III-19
- Resolving Protests, III-19
- Resolving Ties, III-19
- Review Day's Procedures, III-11
- Standards, V-1
- Substitution, III-10
- Team Leaders, III-9
- Team Remains Intact, III-10
- Teams, III-9
- Teams and Substitution, III-10
- Time Limit, III-10
- Tire Sidewalls, V-8, VI-11, 3
- Touch Ups, V-5
- Walk the Site, III-12

Latch, V-13

Leaper, V-7, VI-3, VI-8

Leaving the Concours Field, III-20, IV-8

Left the factory, V-1

License Plate, V-10, VI-9

- Brackets and Mounting, V-10
- Covers, V-11
- Frames, II-7, V-11

Lights

- Back-up, V-4
- Driving, Fog, VI-8
- Parking, tail, side, brake, V-4

List of Production Models

- Appendix A, 1

Logos, Labels, Decals, and Dash Plaques, V-2

Lowering Judging Standards, V-1

Luggage Rack, II-7, VI-9, 3

Lunch Break Procedures, III-12

Mandatory Penalties, III-14

Mandatory use of Judges Guides, III-1

Master Entry List, III-4

Master Systems, V-19

Membership Number, IV-2

Mission Statement, xix

Non-authentic

- Approved Accessories, VI-2
- Deduction, V-2, VI-4
- Definition, VI-1
- Entrant Acknowledgement, III-18
- Maximum Deductions, VI-5
- Notification, III-18
- Notification and Acknowledgement, IV-7
- Special Division-Not Judged, VI-1
- Unusual Components, VI-2

Non-Authentic

- Better than original, VI-4
- Deduction, VI-4
- Instruments, VI-16
- Over-Restoration, VI-4

Non-Judged Sections

- Score Sheet, III-13

North American Awards, II-2, II-3

Not Judged

- Additional Paperwork, V-16
- Batteries in Driven, VI-15
- Driven Division Engine, V-17**
- Glass Manufacturer, VI-13
- Hose Clamp Brand, VI-21
- Special Division Non-Authentic, VI-1

Number of Concours per Year, I-1

Number of Score Sheets, III-12

Official Publications

- Appendix C, 1

Operation Verification, III-10, V-3

- Courtesy Repair, III-11

OPERATION VERIFICATION

- Four-way Flashers, V-5

Options, IV-5

- Authentic, III-17

Organizing a Concours d'Elegance, I-1

OV Team

- Non-Authentic Items, III-11

Overmats

- Footwell Rugs, V-12

Over-Restoration, VI-4

Owner's Manual, IV-6, V-15

Paint Finish, V-5

Painted Wheels, V-9

Pedal, V-12

Penalties, III-14

- Listing, VI-5

Peripheral Equipment

Engine Compartment, V-17  
 Pin Beading, V-7, VI-7, VI-9  
 Pin Stripe Table, VI-9  
 Pin Striping, VI-9  
     See Body Stripes, V-6, VI-9  
 Plated  
     Engine Compartment, V-17  
**Plated surfaces**, VI-4  
 Points Per Defect, III-14  
 Porcelainized  
     Exhaust Manifolds, V-17  
 Presenting the Jaguar, IV-4, IV-6  
     Champion, IV-6  
     Driven, IV-6  
     Special, IV-6  
 Preservation Class, II-4  
     Chrome, V-7  
     Deductions, V-2  
     Eligibility, II-5  
     Exhaust Manifolds, V-18  
     Fit and Finish, V-6  
     Proof of Originality, II-5  
     Tools, V-15  
     Vehicle Evaluation, II-5  
 Proof of Originality, II-5  
 Protest, III-3, IV-9  
     Committee Response, III-21, IV-10  
     Filing, III-20, IV-9  
     Formal, III-20, IV-9  
     Settling on site, III-20, IV-9  
     Unresolved, III-20, IV-10  
 Qualifications, III-7  
 Questions  
     Non-Entrant, III-21, IV-10  
 Radiator  
     Core, V-18  
     Expansion Tanks, V-18  
     Fans and Shrouds, V-18  
 Radios, Tape, and CD Players  
     Driven Division, II-7  
 Record Retention, I-6  
 Refusal by the Entrant  
     Acknowledge Deduction, III-18  
 Regional Concours per Year, I-1  
 Registration, I-9, IV-1  
     Late Entries, IV-2  
     Membership Number, IV-2  
 Registration and Entering the Concours, IV-1  
 Rejudging, III-19  
 Release of Liability Form, I-3  
 Remain on Site, III-12  
 Repair, III-11  
     Courtesy Repair Time, III-11  
 Replacement Parts, V-2, VI-3  
 Requirements  
     Engine, II-1  
 Resolving Protests, III-19  
 Resolving Ties, III-19, IV-8  
 Responsibility  
     Documentation, III-17  
 Restored  
     Definition, V-2  
 Returning Score Sheets, IV-8  
 Ride Height  
     Posture, VI-8  
 Roof Covering  
     XJ6C, XJ12C, XJ-SC, VI-11  
 Score Sheet, I-10  
     After Judging, III-14  
     After the Concours, III-15  
     Calculations, II-5, III-13  
     Calculations, Special Division, II-12  
     Completed, III-15  
     Deductions, VI-5  
     Driven Div Calculations, II-8  
     During Concours, IV-3  
     During Judging, III-14  
     Entrant, III-15  
     Errors, III-13  
     Examine the Heading, III-13  
     Fill in All the Blanks, III-14  
     Non-Judged Sections, III-13  
     Number of ..., III-12  
     Penalties, VI-5  
     Returning to Entrant, IV-8  
     Score Calculations, III-15  
     Use Most Current, III-13  
     Verification, IV-3  
 SCORE SHEET RETENTION, I-6  
 Scoring  
     Champion Division, II-5  
     Driven Division, II-8  
     Driven Division Plateaus, II-8  
     Entry Errors, III-13  
     Handicap Points, III-14  
     Mandatory Penalties, III-14  
     Minimize Errors, III-13  
     Plateaus, II-5  
     Points Per Defect, III-14  
     Special Division, II-12

Scoring Personnel, I-8  
 Scoring Plateaus  
     Champion Division, II-5  
     Driven Division, II-8  
     Special Division, II-12  
 Seat Belts, V-14, VI-16  
 Seat Covers, VI-16  
 Seat Frames, V-14  
 Seats, V-13  
 Serious Entrant, IV-6  
 Showmanship, III-18, IV-5  
 Side Curtains, V-7  
 Side Protective Molding, VI-11  
 Sidewalls, V-1, VI-5  
 Small Compartments, V-14  
 Soft Tops, IV-4, VI-13, 2  
 Spare Tire, IV-6, V-16, VI-18  
     Cover, V-16  
 Spare Wheel, VI-18  
 Spark Plugs, V-18  
     Deductions, VI-21  
     Matching, VI-21  
 Special Division  
     Class S1/PD, II-9  
     Class S2/MOD, II-10  
     **Class S3, II-11**  
     Eligibility, II-12  
     General Spirit, II-9  
     Presenting the Jaguar, IV-6  
     Scoring, II-12  
     Scoring Plateaus, II-12  
 Special Division Classes, II-9  
 Spectators, III-12  
 SPONSORSHIP, I-3  
 Squabs, V-13  
 Steering Columns, V-19  
 Steering Wheel, V-12, V-13  
 Steering Wheels, VI-17  
 Substitution, III-10  
 Sunroofs, VI-11  
 Tailpipes, V-7  
 Team Judging, III-9  
 Teams, III-9  
 Ties, IV-8  
 Tire  
     Construction, VI-12  
     Inner Sidewalls Not Judged, V-1  
     Sidewalls, VI-5  
     Spare, V-16  
     Speed Rating, VI-12  
     Valve Stems and Valve Stem Caps, V-10  
 Tire and Wheel Data  
     Appendix B, 1  
 Tires, VI-11, VI-12, 3  
     Champion Division, V-8  
     Driven Division, II-6, V-8  
     **Hood Envelope and Tonneau, 3**  
 Tonneau, V-7  
     Hood Envelope and Tonneau, VI-13, 2  
 Tool Kit, V-14, VI-18  
     Jacks, V-15  
     Optional, V-16  
     **Spark Plug, VI-18**  
     Variations, V-15  
 Tools, IV-6  
 Touch ups, V-5  
 Touching the Jaguar, III-12  
     Judge, IV-7  
 Trailering  
     In Concours Divisions, II-1  
     Off-Loading into position, I-6, II-1  
 Trohies  
     North American, IV-8  
 Trophies, I-11  
     Club Discretionary, I-12  
     North American Awards, II-2, II-3  
     Presenting, I-12  
     Regional, IV-9  
 Turn Signals  
     Trafficators, V-4  
 Unusual Components, VI-2  
 Valve Stems and Valve Stem Caps, VI-13  
     Tires, V-10  
 Vehicle Evaluation, II-5  
 Vinyl Tops  
     XJ6C, XJ12C, XJ-SC, V-7  
**Vision Statement, xix**  
 Webasto  
     Sun Roofs, VI-11  
**Wheel weights, V-10**  
 Wheels, V-9  
     Ace Discs, Rim Bellishers, VI-13  
     Chrome, Alloy, V-10  
     Lug Nuts, Hubcaps, Emblems, V-10  
     Painted, V-9, V-16  
     Spare Tire, IV-6, V-16  
     Wire, V-9, V-16  
 Window Tinting  
     Driven Division, II-7  
 Windows

Glass, Plexiglas, V-6  
Windscreen Placard, I-10  
Windshield  
Wipers, V-7

Wire Alloy Wheels, V-9  
Wire Wheels, V-9  
Wiring, V-19  
Woodwork, V-11





# JAGUAR CLUBS OF NORTH AMERICA, INC.

## Official Concours d'Elegance Judging Score Sheet #2

ENTRY # \_\_\_\_\_

ENTRANT'S JCNA #: \_\_\_\_\_

DATE: \_\_\_\_\_

ENTRANT'S NAME: \_\_\_\_\_

JUDGE'S NAME: \_\_\_\_\_

JUDGE'S JCNA NUMBER: \_\_\_\_\_

Entrant or family member is present

**Bold Boxes** are for Score Keepers Use Only

Enter deduction digits on both sides of decimal point: e.g. 0.1, 1.0 Mark unused location with a -.- or / for the whole section

### EXTERIOR

DHC SAL  
OTS FHC  
XJ6C/XJ12C  
XJ-SC ↓  
Min Max Max  
Deduct Deduct Deduct

#### Body, Doors, Bonnet, Boot Lid, Bumpers & Grilles

		DHC	SAL	OTS	FHC	
1	Dented/rippled	0.2	6	8		.
2	Poor repair	0.2	6	8		.
3	Poor fit	0.2	6	8		.
4	Cracked	0.2	6	7		.
5	<b>If metal: corroded/ pitted/rusted (2026 Admin)</b>	0.1	6	7		.
6	Poor rubber	0.2	10	12		.
<b>. . .</b>						

#### Paint Finish

7	Scratched	0.1	6	7		.
8	Chipped/peeling/fisheye	0.1	6	7		.
9	Faded (obvious)	0.5	5	7		.
10	Worn/checked	0.5	6	7		.
11	Orange peel	0.5	5	7		.
12	Paint overspray	0.2	5	7		.
13	Cleanliness	0.1	22	26		.
<b>. . .</b>						

#### Glass, Headlamp Covers, & Lamp Lenses

14	Discolored/clouded	0.5	10	10		.
15	Scratched/chipped	0.2	8	8		.
16	Cracked/delaminated	0.5	8	8		.
17	Cleanliness	0.1	15	17		.
<b>. . .</b>						

#### Condition & Cleanliness Deduction Locations

Referencing the numbered boxes, list and describe the top 3 or more condition and cleanliness deductions. If C&C deductions are made, this section should not be left blank.


#### Chrome & Stainless

(Incl. Accessories, Tailpipes & Resonators)

		Min Deduct	Max Deduct	
18	Dented/rippled	0.1	6	.
19	Pitted/rusted	0.1	6	.
20	Lifting/Peeling	0.5	6	.
21	Scratched/worn/faded	0.2	6	.
22	Paint overspray/poor fit	0.2	6	.
23	Poor rubber	0.1	6	.
24	Cleanliness	0.1	20	.
<b>. . .</b>				

#### Hood, Hood Env., Side Curtains, Tonneau

OTS/DHC, XJ6C/XJ12C/XJ-SC Only – No Saloons

25	Scratched/torn/hole	0.1	4	.
26	Poor fit	0.2	4	.
27	Frayed/loose bindings	0.2	4	.
28	Faded	0.4	4	.
29	Creased/wrinkled	0.2	4	.
30	Cleanliness	0.1	4	.
<b>. . .</b>				

#### Wheels (Wire, Disc, Alloy, Chrome, Painted)

31	Damaged/dented	0.2	10	.
32	Pitted/chipped/scraped	0.2	10	.
33	Rusted	0.2	10	.
34	Cleanliness	0.1	20	.
<b>. . .</b>				

#### Tires

35	Cracked/crazed	0.2	4	.
36	Excessive tread wear	1.0	4	.
37	Cleanliness	0.1	8	.
<b>. . .</b>				

#### MISSING OR NON-AUTHENTIC ITEMS

(Champion & Driven Divisions Only)

Item (identify and describe accurately)	Initials	Mand. Ded.
Deductions for missing or non-authentic items		<b>. . .</b>
Must be initialed by the Entrant or Family member		

#### Total Exterior Deductions

**. . .**



**JAGUAR CLUBS OF NORTH AMERICA, INC.**

**Official Concours d'Elegance Judging Score Sheet #3**

ENTRY # \_\_\_\_\_  
DATE: \_\_\_\_\_

ENTRANT'S JCNA #: \_\_\_\_\_  
ENTRANT'S NAME: \_\_\_\_\_

JUDGE'S NAME: \_\_\_\_\_

JUDGES JCNA NUMBER: \_\_\_\_\_

Entrant or family member is present

**Bold Boxes are for Score Keepers Use Only**

Enter deduction digits on both sides of decimal point: e.g. 0.1, 1.0 Mark unused location with a -.- or / for the whole section

**INTERIOR**

<b>Woodwork, Vinyl &amp; Leather (except seats)</b>		Min	Max	
		Deduct	Deduct	
1	Scratched/torn/cracked	0.5	11	.
2	Dented/dimpled	0.5	11	.
3	Faded/peeling/worn	0.5	11	.
4	Poor fit	0.5	11	.
5	Cleanliness	0.1	16	.
				.

**BOOT (Champion & Special Divisions Only)**

<b>Paint, Side Panels, Mats, Carpet, Battery</b>		Min	Max	
		Deduct	Deduct	
28	Scratched/chipped/etc.	0.1	7	.
29	Poor finish/repair/dented	0.2	7	.
30	Faded/worn/hole	0.3	7	.
31	Corroded/pitted/rusted	0.2	7	.
32	Cleanliness	0.1	26	.
				.

**Headliner, Underside of Hood, Door Panels & Arm Rests**

6	Scratched/torn/cracked	0.5	10	.
7	Faded/discolored	0.3	9	.
8	Wrinkled/loose/bent	0.5	9	.
9	Cleanliness	0.1	12	.
				.

**Tools, Tool Box/Pouch, Manual, Spare Cover**

33	Scratched/chipped/etc.	0.2	7	.
34	Corroded/pitted/rusted	0.2	5	.
35	Torn/faded/stained	0.2	5	.
36	Cleanliness	0.1	5	.
				.

**Door Jambs, Sills, Shut & Hinge Faces, Rubber Seals, & Wire Conduits**

10	Scratched/chipped/etc.	0.2	6	.
11	Poor repair/fit/rubber	0.2	5	.
12	Overspray/poor paint	0.2	5	.
13	Corroded/dented/rusted	0.2	5	.
14	Cleanliness	0.1	12	.
				.

**Spare Wheel & Tire**

37	Damaged/dented	0.1	2	.
38	Pitted/chipped/scraped	0.1	2	.
39	Rusted	0.1	2	.
40	Cracked/crazed	0.2	2	.
41	Excessive tread wear	1.0	2	.
42	Cleanliness	0.1	8	.
				.

**Carpets**

15	Torn/hole	0.2	10	.
16	Faded/discolored/worn	0.2	9	.
17	Poor binding/stitching/fit	0.1	9	.
18	Cleanliness	0.1	12	.
				.

**MISSING OR NON-AUTHENTIC ITEMS**

(Champion and Driven Divisions Only)			Mand.
Item (identify and describe accurately)	Initials	Deduct	
		.	
		.	
		.	
		.	
Deducts for missing or non-authentic items must be initialed by the Entrant or Family member			.

**Hardware, Steering Wheel, & Instruments**

(XK 120 Batt.- Champ. & Spec. Divs. Only)

19	Scratched/cracked	0.1	9	.
20	Corroded/pitted/rusted	0.2	9	.
21	Faded/discolored	0.2	10	.
22	Delaminated/dented	0.2	10	.
23	Cleanliness	0.1	12	.
				.

**Condition & Cleanliness Deduction Locations**

Referencing the numbered boxes, list and describe the top 3 or more condition and cleanliness deductions. If C&C deductions are made, this section should not be left blank.	

**Seats, Squabs & Belts**

24	Scratched/torn/cracked	0.2	14	.
25	Faded/discolored/worn	0.2	14	.
26	Poor fit/wrinkled	0.2	14	.
27	Cleanliness	0.1	28	.
				.

**Total Interior/Boot Deductions** .



## 2026 Champion Division Judges' Team Assignments

**Total Number of Champion Division Jaguars:** \_\_\_\_\_

**Vehicle Operations Inspector #1** \_\_\_\_\_

**Vehicle Operations Inspector #2** \_\_\_\_\_

**Vehicle Operations Inspector #3** \_\_\_\_\_

**Vehicle Operations Inspector #4** \_\_\_\_\_

**Note:** Give one blank sheet to each team lead. Have them write down the names of their team and circle the classes they are going to judge. They can then decide who judges each component.

	<b>No of Cars</b>	<b>Champion Division Classes</b>
<b>Team #1 Lead:</b> _____		<b>C1/PRE:</b> Classics (Pre-XK engine) Tourer, OTS DHC and Saloons: Swallow, SS & SS Jaguar (1927-51) <b>C2/120:</b> XK 120 (1948-54) <b>C3/140:</b> XK 140 (1955-57) <b>C4/150:</b> XK 150 (1957-61) <b>C5/E1:</b> E-Types, Series 1 (1961-67) <b>C6/E2:</b> E-Types, Series 1.5 (1968) and Series 2 E-Types (1968-71) <b>C7/E3:</b> E-Types, Series 3 (1971-75) <b>C8/SLS:</b> Early Large Saloons: MK VII, MK VIII, MK IX, MK 10, 420G, (1950-70); Early Small Saloons: MK 1 (2.4 & 3.4), MK 2 Series (2.4, 3.4, 3.8 liter, Daimler V8), 240, 340; S-Type 3.4S, 3.8S, & Jaguar and Daimler 420 (1955-69) <b>C9/XJ:</b> XJ6/12 Series 1 Saloons (1968-73), XJ6/12 Series 2 Saloons and Coupes (1973-79), Series III XJ6, XJ6 Sovereign and XJ6 VDP (1979-87); Series III V12 and V12 VDP (1979-92) <b>C10/XJ:</b> XJ6 (XJ40) Sedans (1987-94), XJ12 (XJ81) (1993-94); XJ6/12/R, (X300/X305) (1995-97) <b>C11/J8:</b> XJ8/R Sedans (X308) (1998-2003), XJ8/R Sedans (X350 Alloy) (2004-2009) <b>C12/JS:</b> XJ-S/SC (1976 - 1991 Pre-Facelift) <b>C13/JS:</b> XJS (1991 - 1996 Facelift) Coupe, Convertible, XJR-S Jaguar Sport <b>C14/K8:</b> XK8 Coupe and Conv. (1996-2006), XKR (1999-2006) <b>C15/XK:</b> XK Coupe and Conv. (2007-2015) <b>C16/SX:</b> S-TYPE (1999-2008), X-TYPE (2001-2009) <b>C17/PN:</b> Preservation Class (more than 35 years old) <b>C18/PN:</b> Preservation Class (20 to 35 years old) <b>C19/FJ:</b> XF Sedans (2008 [as 2009 model-year]-2024), XJ Sedans (2010-2019), XE (2016 – 2020) <b>C20/F:</b> F-TYPE (2013-2024) <b>C21/P:</b> F-PACE (2016-On), E-PACE, (2018-On) <b>C22/I:</b> I-PACE (2018-On)
Classes: _____	_____	
Exterior Judge: _____	_____	
Int./Boot Judge: _____	_____	
Engine Judge: _____	_____	
<b>Team #2 Lead:</b> _____		
Classes: _____	_____	
Exterior Judge: _____	_____	
Int./Boot Judge: _____	_____	
Engine Judge: _____	_____	
<b>Team #3 Lead:</b> _____		
Classes: _____	_____	
Exterior Judge: _____	_____	
Int./Boot Judge: _____	_____	
Engine Judge: _____	_____	
<b>Team #4 Lead:</b> _____		
Classes: _____	_____	
Exterior Judge: _____	_____	
Int./Boot Judge: _____	_____	
Engine Judge: _____	_____	
<b>Team #5 Lead:</b> _____		
Classes: _____	_____	
Exterior Judge: _____	_____	
Int./Boot Judge: _____	_____	
Engine Judge: _____	_____	
		<b>Special Division Classes</b> <b>S1/PD:</b> Factory-produced and prepared Competition Jaguars, Factory-sponsored Competition and Limited Production Jaguars, Production Jaguars <i>privately</i> prepared and modified for competition, <b>S2/MOD:</b> Modified <b>S3/REP:</b> Replica (non-production, Jaguar powered) <b>S4/Cont:</b> Continuation Vehicles

## 2026 Driven Division Judges' Team Assignments

**Total Number of Driven Division Jaguars:** \_\_\_\_\_

**Note:** Give one blank sheet to each team lead. Have them write down the names of their team and circle the classes they are going to judge. They can then decide who judges each component.

<b>Team #1 Lead:</b> _____	<b>No of Cars</b>	<b>Driven Division Classes</b>
Classes: _____	_____	<b>D1/PRE:</b> All Classics (Pre-XK engine) and XK 120, XK 140, XK 150 <b>D2/E1:</b> E-Types (1961-67) <b>D3/E2:</b> E-Types Series 1.5 (1968) and Series 2 E-Types (1968-71) <b>D4/E3:</b> Series 3 E-Types (1971-75) <b>D5/SLS:</b> Early Large Saloons: MK VII, MK VIII, MK IX, MK 10, 420G, (1950-70); Early Small Saloons: MK 1 (2.4 & 3.4), MK 2 Series (2.4, 3.4, 3.8 liter, Daimler V8), 240, 340; S-Type 3.4S, 3.8S, & Jaguar and Daimler 420 (1955-69) <b>D6/XJ:</b> XJ6/12 Series 1 & 2, Saloons and Coupes (1968-79); Series III XJ6, XJ6 Sovereign and XJ6 VDP (1979-87); Series III V12 and V12 VDP (1979-92) <b>Note 1</b> <b>D7/XJ:</b> XJ6 (XJ40) Sedans (1987-94); XJ12 (XJ81) (1993-94); XJ6/12/R, (X300/X305) (1995-97) <b>Note 1</b> <b>D8/XJS:</b> XJ-S/SC (1976 - 1991 Pre-Facelift) Coupe, Cabriolet, H&E Convertible, XJR-S Le Mans, XJR-S Jaguar Sport <b>D9/XJS:</b> XJS (1991 - 1996 Facelift) Coupe, Convertible, XJR-S Jaguar Sport <b>D10/K8:</b> XK8 Coupes and Conv. (1996-2006), XKR (1999-2006) <b>D11/XK:</b> XK Coupes and Conv. (2007-2015) <b>D12/J8:</b> XJ8/R Sedans (X308) (1998-2003), XJ8/R Sedans (X350 Alloy) (2004-2009) <b>D13/SX:</b> S-TYPE (1999-2008), X-TYPE (2001-2009) <b>D14/FJ:</b> XF Sedans (2008 [as 2009 model-year]-2024), XJ Sedans (2010-2019), XE (2016-2020) <b>D15/F:</b> F-TYPE (2013-2024) <b>D16/P:</b> F-PACE (2016-On), E-PACE, (2018-On) <b>D17/I:</b> I-PACE (2018-On)
Exterior Judge: _____	_____	
Interior Judge: _____	_____	
_____	_____	
_____	_____	
<b>Team #2 Lead:</b> _____		
Classes: _____	_____	
Exterior Judge: _____	_____	
Interior Judge: _____	_____	
_____	_____	
<b>Team #3 Lead:</b> _____		
Classes: _____	_____	
Exterior Judge: _____	_____	
Interior Judge: _____	_____	
_____	_____	
<b>Team #4 Lead:</b> _____		
Classes: _____	_____	
Exterior Judge: _____	_____	
Interior Judge: _____	_____	
_____	_____	
<b>Team #5 Lead:</b> _____		
Classes: _____	_____	
Exterior Judge: _____	_____	
Interior Judge: _____	_____	
_____	_____	





## 2026 Quick Reference Field Deduction Guide

Judges' Guide for Scoring Non-Authenticity

**(Non-Authenticity is not Judged in Special Division)**

### E. ITEMS COMMON TO ALL COMPONENT AREAS

For OV (Operational Vehicle) deductions, see Score Sheet #1.

Items listed in this section are common to all areas/components of the vehicle. The deductions apply to the listed items regardless of their relative size, quantity or location.

ITEM	Missing or wrong style, plating, finish, model, color, shape, size, type, material or configuration.	Maximum deduction for each of the four component areas
1. Misc. Latches, Clips & Hardware	0.50 ea	4.0
2. Nuts, Bolts, Screws & Washers	0.50 ea	4.0
3. Rubber Mounting Pads & Seals	0.50 ea	4.0
4. Rubber Weather Strip	0.50 ea Length	4.0
5. Data Plates and Small Decals	0.50 ea	4.0
6. Other, for items not otherwise listed	0.1 ea.	1.0

### F. EXTERIOR

Maximum deduction 200 points

ITEM	Not a factory color or a documented special-order color.	NOTE
Paint Finish	20.0	a

#### Exterior Note:

**Paint:** No deduction for type of paint. Colors must be reasonably close to production standards for year and model. Metallic colors or two-tone color schemes must adhere to factory standards. Non-production colors must be documented, by the car's JDHT certificate or an equivalent document, as having been an original color factory-applied to the Jaguar.

EXTERIOR (cont'd)			
ITEM	Missing or wrong style, plating, finish, model, color, shape, size, type, material or configuration	Max. Deduct.	NOTE
1. AMCO (Champion Div. Only) (2025 AGM)	2.0 ea		
2. Antennas	2.0		a
3. Back-up Lights Assemblies	2.0 ea		

EXTERIOR (cont'd)			
ITEM	Missing or wrong style, plating, finish, model, color, shape, size, type, material or configuration	Max. Deduct.	NOTE
4. Badges & Emblems	2.0 ea		b
5. Body Plugs	0.5 ea		
6. Bonnet (Basic Structure only)	10.0		c
7. Bonnet, E-Type only	20.0		
8. Boot Lid (Basic Structure only)	8.0		c
9. Brake & Turn Signal Assemblies	2.0 ea		
10. Bumper Overriders	2.0 ea		
11. Bumper Spring Bars	4.0 ea		
12. Bumper Valences	2.0 ea		
13. Bumpers per Assembly (Less Overriders)	6.0 ea	12.0	
14. Chassis/Body Stance/Ride Height	5.0 ea End		d
15. Protective clear bras/coverings, Driv. Div, in other than frontal area and body colored back of exterior mirrors. (See ChV-5, C2b1, V-5)	2.0 each	10.0	t1
16. Protective clear bras/coverings, Champ. Div., (See ChV-5, C2b2, V-5)	10.0	20.0	t2
17. Curb Feelers	2.0 ea		
18. Door Edge Protectors	1.0 ea		e
19. Door Handles, Boot Lid Handles and Locks	2.0 ea	8.0	
20. Doors	8.0 ea		c
21. Driving/Fog Light Assemblies	3.0 ea		b1
22. Exhaust or Tailpipe Tips/Ext./Assemblies	3.0 ea		
23. Exhaust Resonators	4.0 ea		
24. Fenders	8.0 ea	12.0	c
25. Grille, Primary	8.0		
26. Grille, Secondary and Grille Bars	4.0		
27. Gutters	3.0 ea		
28. Hard Tops	20.0		q
29. Head Light Assemblies	4.0 ea	10.0	f
30. Hood/Envelope Cover	4.0		
31. Leaper	3.0		g
32. License Plate, Holders/Brackets/Supports	2.0		
33. License Plate Frames	1.0		h
34. Light Lenses	1.0 ea.		

<b>EXTERIOR (cont'd)</b>			
ITEM	Missing or wrong style, plating, finish, model, color, shape, size, type, material or configuration	Max. Deduct.	NOTE
35. Luggage Racks	4.0		i
36. Mud Flaps (Except authorized Jaguar accessories)	2.0 ea		
37. Other, for items not otherwise listed	0.1 ea.	1.0	
38. Pin Striping (aka Pin/Body Stripes or Coachlines)	0.5 ea Panel	1.0	j
39. Pin Beading	0.5 ea Panel	1.0	k.
40. Piping, Fender and Panel	2.0 ea Section		
41. Racing Stripes, Large Decals & Film Appliqués	6.0 ea	12.0	
42. Rear View Mirrors	2.0 ea		
43. Rocker Panels	6.0 ea		
44. Roof Vinyl or Fabric Covering	8.0		k
45. Side Curtains	3.0 ea		
46. Side Curtain Storage Pouch	2.0 ea		
47. Side Marker Light Assemblies	2.0 ea		
48. Side Protective Moldings (Except authorized Jaguar Cars Ltd. or Inc. accessories)	2.0 ea Side		l
49. Spats	6.0 ea		
50. Sun Roof	6.0		m
51. Tires	2.0 ea	8.0	n
52. Tonneau	4.0		
53. Top, OTS/DHC (Missing)	20.0		o
54. Top, OTS/DHC Binding	2.0 ea		
55. Top, OTS/DHC Pin Beading or Molding	4.0 ea Section		p
56. Top, OTS/DHC Rear Window	4.0		
57. Trim, Exterior	4.0 ea Section		
58. Turn Signal & Brake Light Assemblies	2.0 ea		
59. Valve Stem/Valve Stem Caps	0.5 ea.		o7
60. Wheel Arch Trim or Beading	2.0 ea		
61. Wheel Hubcaps	2.0 ea		
62. Wheel Knock Offs	2.0 ea		
63. Wheel Lug Nuts	1.0 ea	10.0	

<b>EXTERIOR (cont'd)</b>			
ITEM	Missing or wrong style, plating, finish, model, color, shape, size, type, material or configuration	Max. Deduct.	NOTE
64. Wheel Trim	2.0 ea		
65. Wheels	6.0 ea	20.0	r
66. Window Glass & Tinting	1.5 ea Pane	6.0	s
67. Window Glass Decorative Etching	1.5 ea Pane	6.0	
68. Windshield Stanchions	4.0 ea		
69. Windshield Washer Jets	1.0 ea		
70. Windshield Wipers Arms	1.0 ea		

### F. Exterior Notes:

- a. **Antennas:** No deduction for factory-installed antennas or neatly installed antennas associated with radios, cell phones, emergency communications or factory offered global positioning navigation systems. Flush-fitting retractable electric antennas were not fitted prior to 1970.
- b. **Badge Bars and Driving and Fog Lights**
  1. **Champion Division: Factory** badge bars and driving or fog lights may be installed, as long as they and their installation are in keeping with the quality and vintage of the Jaguar. No extra points must be given or deducted for the presence of these items; however, all installed driving or fog lights must be functional. **(2026 Administrative Clarification for the 2026 Concours Season)**  
**Driven Division and Special Division: Factory or aftermarket** badge bars and driving or fog lights may be installed as long as they and their installation are in keeping with the quality and vintage of the Jaguar. No extra points must be given or deducted for the presence of these items; however, all installed driving and fog lamps must be functional. **(2026 Administrative Clarification for the 2026 Concours Season)**
  2. **Badges:** Badges must represent JCNA, JCNA affiliates or other Jaguar or automobile associations.
  3. **Grille-Mounted Badges:** Grille-Mounted Badges are NOT allowed on Champion Division Entries. A maximum of two (2) grille-mounted badges are allowed, on Driven Division Entries
- c. **Bonnet, Boot Lid, Doors and Fenders:** Observe that the component is made of the same material as the original (steel, aluminum, fiberglass, etc.), that its shape is the same as the original (flares, curvature, air scoops, louvers, etc.), and that it belongs on that specific model. This does not include trim, bumpers, lights, handles or other items attached to the basic structure.

- d. **Chassis/Body Posture and Ride Height:** This deduction must be applied to cars whose front, rear, or overall posture or ride height is MARKEDLY higher or lower than specification. *(This problem is most often seen on cars that have been re-sprung or whose torsion bars are seriously misadjusted.)*
- e. **Door Edge Protectors:** These vertically mounted stainless or anodized black
- f. **Headlights:** Entries are allowed to have any style and/or size headlamps, offered by Jaguar Cars Ltd., Jaguar Cars Inc. or Jaguar Canada Inc. for the specific model, regardless of the country to which the car was originally delivered.
- g. **Leaper:** Leapers on Series 1, 2 and 3 XJ and XJ40/XJ81 Style Saloons are considered acceptable North American Jaguar Cars accessories. In 1994, X300 model saloons, exported overseas, were the first to be offered with the Jaguar Cars Ltd. redesigned "safety" Leapers. Leapers were never officially offered for XK 120s, XK 140s, E-Types, XJSs or newer XKs and must be judged as a non-authentic item if present.
- h. **License Plate Frames:** Plain license plate frames or those advertising current or past Jaguar dealerships, JCNA, JCNA Affiliates, or promoting the Jaguar marque are accepted. Frames may be of any material. All other Champion Division license plate frames must be scored as non-authentic unless the Entrant can document that Jaguar Cars Ltd., Jaguar Cars Inc., or Jaguar Canada Inc. offered them for that specific model and Model Year. Driven Division frames are judged only for condition and cleanliness.
- i. **Luggage Racks:**  
**Champion Division: Factory luggage racks are allowed with confirmation of their being manufactured by the factory. All racks must be neatly mounted in the prescribed location on the vehicle.** All racks must be neatly mounted in the prescribed location on the vehicle. (2026 Administrative Clarification for the 2026 Concours Season)  
**Driven Division: Factory or appropriate vintage after-market racks are allowed. All racks must be neatly mounted in the prescribed location on the vehicle.** All racks must be neatly mounted in the prescribed location on the vehicle. (2026 Administrative Clarification for the 2026 Concours Season)  
**Note: For Special Division the mere presence of a non-authentic item that is allowed in Driven Division, such as an aftermarket luggage rack, does not count towards the point summation needed to meet the S2 deduction requirement.** (2026 Administrative Clarification for the 2026 Concours Season)
- j. **Pin/Body Stripes (Coachlines).** Where offered, factory applied and authentic optional Pin/Body Stripes (Coachlines) consist of one or two narrow, closely spaced stripes complementing or contrasting to the body color (see applicable Judge's Guides, JCNA Seminar Technical Bulletins and Factory Brochures for additional details). Body stripe (Coachline) embellishments such as initials, monograms, leapers, scrolls, etc. are non-authentic.
- k. **Pin Beading:** The narrow, chrome plated, half-round trim found on early (MK and XK) convertibles, and drop heads. It is called pin beading because, when properly attached, hidden pins on its backside hold it in place. Screws, or other visible substitute fasteners, used to hold pin beading in place, are Non-Authentic.

protectors were offered by Jaguar Cars Inc. for 1979-1992 XJ and 1976-1992 XJS models. If door edge protectors are installed on other models the Entrant must document that Jaguar Cars Ltd., Jaguar Cars Inc. or Jaguar Canada Inc. offered them, for that specific model, or they must be considered non-authentic. Where authorized, the protectors must be installed on all doors.

- l. **Roof Covering:** XJ6C & XJ12C and certain pre-war coupes have a vinyl roof covering.
- m. **Side Protective Moldings:** These protective accessories were offered by dealers in North America, beginning in September of 1977, for the XJ6/12 and the XJ-S. Mounted along the side of the body, the moldings consist of metal extrusions with vinyl inserts, capped at each end by chrome finishers and attached with rivets or adhesive. The moldings were available in white, black, silver, blue, dark brown, caramel brown, green, or red. Side moldings on earlier models (pre-1977) must be considered non-authentic.
  1. Circa 1988, one-piece adhesive side moldings were made available in colors, which complemented the paint codes for XJS, Series III V12 VDP, and XJ40. They came in wide or narrow widths; however, the narrow width was not available for XJS in Canada.
  2. In 1995 the XJS was offered with either the wide or narrow moldings in both the US and Canadian markets. The X300 had factory-applied moldings.
- n. **Sunroofs:** Folding "Webasto-type" vinyl sunroofs were offered to the North American market for XK 150 FHC, MK 2, 3.8S, E-Type, 420, and MK10/420G. (Webasto is the name commonly associated with these sunroofs; however, there was more than one Webasto source/company. Product differences, if any, have yet to be determined.) Only the "Webasto-type" folding vinyl sunroofs must be considered authentic. Sliding metal or glass-type sunroofs must have been installed by the factory or by a factory authorized agent at the time of delivery. In the early 1980s, the North American market XJ-S was offered with an electric retracting sunroof, installed by Hess and Eisenhardt.  
  
 Research into the sunroof issue is continuing. While the information provided here is valid, more model and model year detail is being sought.
- o. **Tires, Condition and Sidewalls :** (Notes n.1 and n.2 below apply to Champion Division Entries only):  
 Any brand is acceptable. The standard industry tire sizes, appearing on the tire sidewalls, are acceptable proof of correct size without further measurement. (Original tire sizes are listed in Appendix B).  
  
 All tires subject to judging must be judged for weather checking, excessive tread wear and blemishes. Depending on the era, many Jaguars were available from the factory with either white wall or black wall tires.
  1. **Champion Division** – There must not be any deduction for an Entrant's choice of white or black sidewall tires, provided they are period correct and are in keeping with the vintage of the Jaguar and, where there is verifiable, dated photographic material, Jaguar Cars advertising material, or a Jaguar Dealer Price List, available showing either white or black wall tires in use but not

necessarily an available Jaguar parts list number at that corresponding time. If the choice is white wall, the width of the white wall must be of the proper vintage.

2. **Driven Division** - There must not be any deduction for an Entrant's choice of white or black sidewalls provided they are in keeping with the vintage of the Jaguar.
3. **Redline Sidewalls** - Redline sidewalls were never offered by Jaguar and are considered non-authentic in either Champion or Driven Divisions. (Redline tires may be reversed to show their black side only.)
4. **Tire Construction** -Tires are considered expendable.  
**Champion Division** - Replacement tires must be the same (or equivalent) size and construction (bias/radial) as originally found on the car when delivered by the Jaguar factory or offered by Jaguar Cars as optional equipment.  
To retain authenticity, if the year and model Jaguar was originally delivered exclusively with bias ply tires, they must be replaced with bias ply tires only. If suitable radial ply tires were **not factory** available, at the time of delivery of the Jaguar, the car must not be retrofitted with radial tires. (XK 120, XK 140 and XK 150 cars must be fitted with bias ply tires only. Series 1 E-Types must be fitted with either 185x15 radials or 6.40x15 bias ply tires.)  
**Driven Division:** Vehicles may be fitted with either radials or bias ply tires. The width and profile are not restricted, just the diameter of the tire which must be as factory original.
5. **Tire Size:**  
As stated in the Jaguar Service Bulletin, M.15, November 1965, 185 x 15 tires are a proper replacement for Series 1 E-Type tires, thus, either 6.40 x 15 or 185 x 15 size tires are considered authentic for the Series 1 E-Type. As stated in the Jaguar Cars Spares catalogue, page 72, 185 x 15 tires are correct for the Series 2 E-Type and are considered authentic.  
**Note:** At that time period, by default "185x15" tires were "80" series, that being the aspect ratio of the height of the sidewall in comparison to the width of the tread. "185/70x15" tires are Non-Authentic as the tire diameter and road height are not authentic with the keeping of the car.  
**Champion Division:** Tire size must match the original or an equivalent Alpha Numeric, Eurometric or P-Metric size. (Original sizes are shown in Appendix B) Size must be consistent with the original profile for the car to maintain its proper stance and appearance. Vehicles that were produced 1961-On must be fitted with either radials or bias ply factory available tire sizes.  
**Driven Division:** Vehicles may be fitted with either radials or bias ply tires. The width and profile are not restricted, just the diameter of the tire which must be as factory original.
6. **Tire Speed Ratings:** Tires on Champion and Driven Division cars less than 15 years old must have original speed ratings or speed ratings equal to or superior to the original. (See Appendix B).
7. **Regarding Valve Stems and Valve Stem Caps:** Inner tube and tubeless tire valve stems and valve stem caps must be appropriate to the vintage of the car. Tubeless tires were first fitted in October 1965 and have pull-through valve stems, however, the fitment of tubeless tires, provided the tires are in keeping with the vintage of the car, is permitted

prior to this date, provided the valve stems are the black rubber type. Metal valve stems are non-authentic on pre-alloy wheels.

Until proven otherwise or by newly discovered evidence, 1955 to 1962 must be treated as a transitional period for Jaguars and either domed metal or domed black plastic valve stem caps must be treated as authentic. All four valve stem caps on the road wheels plus the valve stem cap on the spare tire must match. Slotted metal valve stem caps, with the core removal extension, are non-authentic. (A separate core removal tool is included in the factory tool kit.) 1963 to approximately models must have dome-type black plastic valve stem caps. 2014-onward may have either gray plastic, for tires with air pressure sensors, or black plastic, for tires without air pressure sensors. Space -saving spare tires and wheels must have black plastic valve stem caps. Logo valve stem caps must be shown to have been an authentic Jaguar Cars accessory for the specific year and model they are presented on. Green-colored valve stem caps, indicating the use of nitrogen gas, are not an authorized Jaguar accessory and, therefore, are non-authentic. The type of gas in the tire is not a judging issue.

8. **Wrong Diameter Wheels:** Wrong diameter wheels must receive both a wheel (6.0 points ea.) plus a tire (2.0 points ea.) deduction, for a total of 8.0 points for each affected wheel/tire combination, with a maximum 28.0 points.
- p. **Soft Tops, Windows, Tonneaus, and Boot Covers:** Champion and Driven Division Entries with open or drophead configurations must have their soft tops erected when presented for judging. Windows must be in the shut position and, where applicable, side curtains, tonneaus, and boot covers must be displayed nearby for judging.
1. **Special Division Soft Top Exemptions**  
Special Division Classes S1/PD, is exempt from this requirement.
  2. **Special Division Classes S2/PD**  
When items are removed, such as the soft top, to be counted as a deductible item, any evidence of their prior existence must not be visible. Whether modified or authentic, when a soft top is present, the soft top must be erect for judgement of fit and finish.
  3. **Unavoidable Soft Top Creasing**  
*Providing there is no material damage, do not deduct for such unavoidable design creasing, compressing or rubbing of soft tops.*
- q. **Hard Tops:** Hard tops, either factory optional or aftermarket, except as fitted to the XJS Cabriolet, are NOT acceptable for judging.
- r. **Wheels:** Wheels must be the correct factory size, type, finish, and style for the model. Ace Discs & Rimblishers are permitted if they were offered by the factory for the specific model. Bolt-on wire wheels are non-authentic. Wire wheels must have the same number of spokes as the original. **Chrome plated wheels, not offered as a Jaguar factory option, must be scored as non-authentic in Champion Division.**
- s. **Window Glass:**  
**Champion Division:** Any window glass that meets the requirements of the original specifications for form, fit, function, and factory tint is acceptable. Triplex or other brand and safety markings are NOT judged.  
**Driven Division:** Shiny or mirrored tinting, graphics or logos in the tinting, tinted film on the front windscreen or excessively dark tinting must receive deductions as non-authentic. The tint must allow the interior of the vehicle to be clearly visible when seen from approximately one foot away.

**t. Protective Clear Bras/Coverings:**

**Champion Division:** Protective clear bras/coverings must be assessed a collective minimum 10.0 points deduction. Clear bras/coverings, which together cover more than 50% of the painted body area, must be assessed the maximum 20.0 points deduction. **(Note: these two items have been reordered so “Champion” comes first.)**

**Driven Division:** Protective clear bras/coverings found in other than the frontal area of the exterior and the backs of the exterior mirrors must be assessed a minimum of 2.0 points each, with a maximum of 10.0 points.

**FACTORY APPLIED AND/OR AUTHORIZED PIN/BODY STRIPES  
(Coachlines) (Subject to Change with Documentation)**

MODEL YEAR	MODEL	PIN STRIPES	NOTE	REFERENCE
	MK VII, VIII, IX	NO		
	2.4, 3.4, MK2, S-TYPE	NO		
	420, 240, 340	NO		
	MK10, 420G	NO		
	XJ6/12 SERIES 1	NO		
	XJ6/12 SERIES 2	YES (single)	Above the swage line	Factory brochures.
	DAIMLER DOUBLE SIX	NO		
	XJ6C/12C	YES	Above the swage line	Factory brochures
1976 - 1986	XJS	NO		
1979 - 1982	SERIES 3 V12 (Canada)	YES (single, double)	Above the swage line	RTC9886CE Parts Book
	SERIES 3 DAIMLER DOUBLE SIX	YES (double) Chrome swage molding,	Above the swage line Colors: copper, gold	
1983 - 1985	SERIES 3 V12 (Canada)	YES (single, double)	Above the swage line	RTC9886CE Parts Book
	SERIES 3 DAIMLER DOUBLE SIX	YES (single, double) Chrome swage molding,	Above the swage line Colors: gold leaf, oyster, gunmetal	
1986 - 1987	SERIES 3 V12 (Canada)	YES (single, double)	Above the swage line	RTC9886CE Parts Book
	SERIES 3 DAIMLER DOUBLE SIX	YES (single, double) Chrome swage molding,	Above the swage line Colors: gold leaf, oyster, gunmetal	
1988 - 1990	SERIES 3 Vanden Plas V12 (Canada)	YES (single, double)	Above the swage line	RTC9898CA Parts Book
	SERIES 3 DAIMLER DOUBLE SIX	YES (single, double) Chrome swage molding,	Above the swage line Colors: gold leaf, oyster, gunmetal, black, dark red,	

MODEL YEAR	MODEL	PIN STRIPES	NOTE	REFERENCE
			gold/copper	
1991 - 1992	SERIES 3 Vanden Plas V12 (Canada)	YES (double)	Above the swage line	Parts Technical Info, Vol J8, Num. J8, Sept. 1990
	SERIES 3 DAIMLER DOUBLE SIX	YES (double) Chrome swage molding,	Above The Swage Coachline Colors: Gold, Silver, Dark Blue	
1983 - 1987	XJ6 SERIES 3, From VIN #398412 -	YES (double)	Above the swage line	Factory brochures
	VDP	YES (double)	Above the swage line Gold/Copper tone	
			Series III coachline colors: Oyster, Gold, Gold Leaf, Copper, Gunmetal	
1987	XJ6/XJ40	YES (double)		
	XJ6/XJ40 SOVEREIGN	YES (double)		Unconfirmed, see note
	XJ6/XJ40 VDP	YES (double)	Two-tone	
	XJ6/XJ40 DAIMLER	YES (single)		Unconfirmed, see note
1988	XJ6/XJ40	NO		Unconfirmed, see note
	XJ6/XJ40 SOVEREIGN & VDP	YES (double)	Two-tone	
	<b>XJS V12 &amp; XJ-SC</b>	<b>YES (double)</b>		<b>Jaguar Cars V12 brochure</b>
1989	XJ6/XJ40	NO		Unconfirmed, see note
	XJ6/XJ40 SOVEREIGN & VDP	NO	Chrome swage molding	Unconfirmed, see note
1990	XJ6/XJ40 & SOVEREIGN	NO		
	XJ6/XJ40 VDP	NO	Chrome swage molding	
	XJ6/XJ40 VDP MAJESTIC	NO	Body color swage molding	
1991	XJ6/XJ40 & SOVEREIGN	NO		
	XJ6/XJ40 VDP	NO	Chrome swage molding	
1992	XJ6/XJ40 & SOVEREIGN	NO		
	XJ6/XJ40 MAJESTIC	NO	Chrome swage molding & side finisher	
	XJ6/XJ40 VDP	NO	Chrome swage molding	

MODEL YEAR	MODEL	PIN STRIPES	NOTE	REFERENCE
1993	XJ6/XJ40 & VDP	NO		
	XJ6/XJ40 DAIMLER	NO	Chrome swage molding	
1994	XJ12/XJ81	NO	Chrome swage molding & side finisher	
	XJ6/XJ40	NO		
	XJ6/XJ40 VDP	NO	Chrome side finisher	Unconfirmed, see note
1987 thru 1990	XJS + H&E	YES	Above beltline, below door handle	
1991	XJS	NO		
1992	XJS	NO		
1993	XJS & XJRS	NO		
1994	XJS 6 Cyl	NO		
1994	XJS 12 Cyl	YES	Fm Vin #188105 - 194774	Orig. Jaguar Parts
1994 - 1997	XJ (X300/X305)	NO		
1995	XJR	YES		
1995 - 1996	XJS	NO	Fm Vin #194775	Orig. Jaguar Parts
1996 - Onward	All Models	NO		

**All authentic Pin/Body Stripes (Coachlines) are applied as tape, NOT painted.**

**Note:** The configuration listed for these particular models has been difficult to authenticate. Entrants with those models are encouraged to provide official documentation validating the body/pin stripe configuration of their Entries.

## G.INTERIOR

### Maximum deduction 200 points

ITEM	Missing or wrong style, plating, finish, model, color, shape, size, type, material or configuration	Max. Deduct.	NOTE
1. Alarm System	4.0 ea		e
2. Arm Rests	3.0 ea		
3. Ash Trays	1.0 ea		
4. Batteries (If 2 batteries, 3.0 ea)	3.0	6.0	a
5. Battery (Batteries in their own compartments are <b>excluded</b> from judging)	—		a
6. Battery (metal) Securing Straps	1.0 ea		

ITEM	Missing or wrong style, plating, finish, model, color, shape, size, type, material or configuration	Max. Deduct.	NOTE
7. Carpet Binding	1.0 ea Section	6.0	
8. Carpet Inserts/Heel Pads	1.0 ea		
9. Carpet Section (Including Factory Floor Mats)	2.0 ea	14.0	
10. Carpet, Whole Set	14.0		
11. Consoles - A/C, Light, Radio, Computer	2.0 ea		d
12. Dash Plaques (Allowed in Driven Division)	0.5 ea		
13. Dash/Instrument Panel	6.0		
14. Door Panels	4.0 ea		
15. Door Sill Plates	3.0 ea	10.0	
16. Electronic Devices	3.0 ea		f
17. Fire Extinguisher for Special Division S1/PD (See Chapter II, Sec. 4B, Notes 2a. and 2b., Page II-10)	4.0		
18. Four-way Flasher Assembly	2.0 ea		n
19. Handles, Door, Window and Grab	2.0 ea	8.0	
20. Headliner (Saloons and DHC's)	10.0		
21. Head Rests	2.0 ea		
22. Hinge Panel	4.0 ea		
23. Horn Ring/Horn Button	3.0 ea		g
24. Instruments	2.0 ea	8.0	g
25. Knobs and Switches	1.0 ea	6.0	h
26. Levers, Shift and Brake	2.0 ea		
27. Non-Factory Accessories	2.0 ea		f
28. Other, for items not otherwise listed	0.1 ea.	1.0	
29. Piping, Binding & Trim	2.0 ea		
30. Radio, Tape or CD Player	3.0		j
31. Rear View Mirror	2.0		
32. Seat Belts	4.0 ea Set		k
33. Seat Belt Retractors	2.0 ea		
34. Seat Covers not removed	5.0 ea	10.0	l
35. Seat Frames	4.0 ea Seat		
36. Seats & Seat Backs (Squabs)	5.0 ea	10.0	
37. Shut Panel	4.0 ea		

ITEM	Missing or wrong style, plating, finish, model, color, shape, size, type, material or configuration	Max. Deduct.	NOTE
38. Speaker Grilles	2.0 ea		j
39. Speakers	4.0 ea		j
40. Steering Wheel (Wrong or wrapped)	6.0		m
41. Top (convertible) Bow Covering	2.0 ea		
42. Top Bows, Hoodsticks	4.0 ea		
43. Top (convertible) Underside	6.0		
44. Under-Dash & Kick Panels	2.0 ea Section		
45. Vinyl & Leather Trim (not seats or doors)	2.0 ea Section		
46. Visors	2.0 ea		
47. Window Seals	2.0 ea		
48. Woodwork (other than Dash)	2.0 ea Section	10.0	

## G. Interior Notes:

### a. Batteries and Battery Compartments:

Do not judge batteries that are in their own compartment or covered by a factory panel. This includes compartments such as the XK 120, [XK 140 and 150 are already not judged]. For batteries, such as the XJS where the plastic cover is becoming brittle and the XJS Face Lift, where removal of the cover sometimes causes detrition of surrounding areas, and other vehicles where the battery is in its own compartment, the battery is not to be judged.

Batteries are to be judged that are visible when the engine compartment is judged, such as the E-Types or Series 1-2-3 sedans and others, or when the spare tire is being judged after the cover panel is raised, such as with the 2002-2007 XJ sedans.

Judge the general area, the battery configuration, its style, cover, the positions and type of its terminals, the visible cables, the battery hold-down and the battery cable-ends.

**Note 1:** Batteries are **not** judged in the Driven Division

**Note 2:** Configuration refers to “maintaining the original type and placement of battery terminals”. The size of the battery is not judged; however, the battery must be properly held in place by the original battery hardware.

### b. Battery Brand: Lucas and other original equipment batteries, by any manufacturer, must be replaced only by those that are of like voltage and appearance and have their

terminals positioned as on the original battery. Replacement batteries do not have to be identical to the original in size, but they must fit in the location originally intended, utilizing original factory hardware.

- c. **Battery Style:** Fluted or cylindrical sided (Gates-Optima style) batteries are non-authentic.
- d. **Consoles:** Judge individual panels for switches, radios, ashtrays, air conditioning, A/C outlets, overhead lighting, navigation, trip computers, etc.
- e. **Electronic Telephones:** Alarm Systems and Radar Detectors: There must not be any deductions for neatly installed telephones, alarm systems or their accessories authorized by the factory, Jaguar Cars Inc. or Jaguar Canada Inc. Radar detectors were offered by all dealers on XJS for a period and were also installed by Jaguar Cars Ltd.; they were contained in a special case and stowed in the void above the steering column nacelle. All other radar detectors, NOT provided by either Jaguar Cars Ltd. or Jaguar Cars Inc., must be considered non-authentic.
- f. **Non-Factory Electronic and Non-Electronic Items:** Non-factory electronic or non-electronic items, required by local or state governments for daily use by the Entrant, and which cannot be easily removed without potential damage to either the vehicle or the item, will be judged for cleanliness and condition only.
- g. **Instruments:** Instruments added to those originally supplied are non-authentic.
- h. **Knobs and Switches:** Judge knobs and switches on the dash and elsewhere for the control of mirrors, seats, A/C, lights and windows, plus gear shift knobs. Extra switches mounted on the face of the dash or instrument panel are non-authentic.
- i. **Non-Factory Accessories:**
  - Champion Division:** Items such as after-market compasses, clocks, medallions, stuffed animals and similar mementos or charms, must receive a non-authentic deduction.
  - Driven Division:** Any other electronic equipment not specifically provided by the factory as an accessory, such as toll transponders, that are easily removable, must be removed before judging; however, items that are semi-permanently attached to the vehicle, such as Sirius antennas, need not be removed from the vehicle before judging, but will be judged for cleanliness and condition.
- j. **Radios, CD or Tape Players and Speakers:**
  - Champion Division:** There must not be any deduction for neatly installed radios of correct vintage, using original or authentic mountings and original speaker housings and grilles.
  - Driven Division:** Entries are allowed contemporary radios, tape, or CD players installed in the original radio mounting space, utilizing the original speaker locations and external housings and grilles, without deduction.
- k. **Seat Belts:** Seat belts must be considered safety equipment and may be added/installed in those models that were not originally equipped with them. The type of installation and equipment must be in keeping with the vintage of the Jaguar. Replacement, non-standard hardware, belts or retractors must be judged as non-authentic.
- l. **Seat Covers:** Accessory seat covers, such as sheepskin, must be removed to allow the Judge to judge the seat upholstery.

- m. **Steering Wheels:** Steering wheels with non-original wrapping are considered non-authentic. Wrapping must be removed before judging. Original type steering wheels whose dimensions are other than as supplied at time of production are considered non-authentic.

**Note:** There are a number of factory-wrapped steering wheels, see item Ch III, N7d, Page III-19 before making any deductions.

- n. **Four-way Flasher System:** The Interior Judge is required to judge for a missing or a non-authentic method of creating a four-way flasher system under the dash for the November 1965-68 models. The installation of the under-dash switch ceased with the introduction of the rocker switch models which had built-in four-way flasher systems. See Appendix F for a list of models. (2026 Administrative Correction for the 2026 Concours Season)

## H.BOOT (CHAMPION DIVISION)

### Maximum deduction 100 points

ITEM	Missing or wrong style, plating, finish, model, color, shape, size, type, material or configuration.	Max. Deduct	NOTE
1. Battery (If 2 batteries, 3.0 ea)	3.0	6.0	a
2. Batteries (Batteries in their own compartments are <b>excluded</b> from judging)	—		a
3. Battery Cover	2.0		
4. Carpet or Mat	6.0		
5. Floor Boards	3.0 ea Section		
6. Fuel Filler Pipe Cover	4.0		
7. Jack	6.0		
8. Jack Handle	4.0		
9. Jack Pouch	2.0		
10. Lid Support	2.0		
11. Lid Latches	2.0 ea		
12. Other, for items not otherwise listed	0.1 ea.	1.0	
13. Owner's Manual	4.0		
14. Paint Finish	4.0		
15. Retaining and Access Straps	2.0 ea		
16. Side and Lid Panels	2.0 ea	6.0	
17. Spare Tire	2.0		b
18. Spare Tire Cover	4.0		
19. Spare Tire Hold Down	2.0		
20. Spare Wheel	6.0		c
19. Strap Securing Tools/Tool Roll to Body	1.0		d
20. Tire Pump	4.0		
21. Tire Pump Hose	2.0		
22. Tool Roll or Box	4.0		d

ITEM	Missing or wrong style, plating, finish, model, color, shape, size, type, material or configuration.	Max. Deduct	NOTE
23. Tools (including knock-off hammer)	1.0 ea	10.0	d
24. Tool Kit Brake Bleeder Hose Tin	1.0		
25. Tool Kit Spare Spark Plug	1.0 ea		e

## H. Boot Notes:

- Batteries and Battery Compartments:** See Quick Reference G. Note a, Page QR 3.
- Spare Tire:** (Champion Division only) The spare tire must match the road wheel tires' size, sidewall and tread pattern. Certain recent model Jaguars are equipped with low profile, space-saving spare tires and wheels. Where present (in Champion and Special Division) they are to be inspected for cleanliness and condition only. When more detailed information becomes available, it will appear in Appendix B.
- Spare Wheel:** (Champion Division only) The spare wheel must be the correct type and match the road wheels. (See "b. Spare Tire", above).
- Tool Kit:** The tool kit is optional for the Federalized models produced beginning with model-year 1968; however, if the Entrant displays a tool kit, it must be judged. The correct for model-year knock-off hammer is required for wire wheel cars.
- Tool Kit Spark Plug:** The spare spark plug, provided as part of certain tool kits, must be identical to the original (brand and type).
- Factory Original Cargo Cover:**

**Champion Division:**

  - For E-Type Fixed Head Coupe and 2+2 models the boot area is part of the interior, the rear hatch is to be opened for judging.** (2026 Administrative Clarification for the 2026 Concours Season)
  - For vehicles, such as station wagons (Shooting Brakes/Sport Brakes) or SUVs with retractable covers, the covers are to be extended for judging. Once judged in the extended mode, the cargo cover may be retracted for ease of judging the lower area.** (2026 Administrative Clarification for the 2026 Concours Season)
  - Fixed covers that are lifted by the raising of the rear hatch cover by means of a string or other suspension items, may be disconnected from the raised rear hatch for judging.** (2026 Administrative Clarification for the 2026 Concours Season)
  - Fixed covers that are lifted as part of the rear hatch cover, such as the 2007-2015 XK models, do not need to be disconnected from the raised rear hatch for judging but the surface of the cover is to be judged through the glass.** (2026 Administrative Clarification for the 2026 Concours Season)

**Driven Division:**

- For vehicles in which the boot area is part of the interior and the rear area is not covered by a cargo cover, such as E-Type fixed head coupes and 2+2 models, the rear interior is to judge without opening the rear hatch. (2026 Administrative Clarification for the 2026 Concours Season)
- If the cargo cover is in place, the cargo area is not to be judged. If the cargo cover is not in place, the cargo cover is to be judged as missing or non-authentic and the cargo area must be judged to the extent practical, by the interior judge without opening the cargo hatch. (2026 Administrative Clarification for the 2026 Concours Season)

## I. ENGINE COMPARTMENT (Champion Division Only)

### Maximum deduction 200 points

ITEM	Missing or wrong style, plating, finish, model, color, shape, size, type, material or configuration.	Max. Deduct	NOTE
1. Air Cleaner Canister	4.0		
2. Air Cleaner Duct/Horn	4.0		
3. Air Conditioning Compressor, Condsr & Drier	4.0 ea	12.0	
4. Battery (If 2 batteries, 3.0 ea)	3.0 ea.	6.0	<b>a</b>
5. Batteries (Batteries in their own compartments are <b>excluded</b> from judging)	—		<b>a</b>
6. Battery Box or Covers	2.0 ea		
7. Battery Cable-ends	1.0 ea		
8. Battery Hold Down (Includes Fasteners)	2.0 ea		
9. Bonnet Hinges	4.0 ea		
10. Bonnet Latches	2.0 ea		
11. Bonnet Stay/Support	2.0		
12. Bonnet Underside, Finish & Insulation	4.0		
13. Brake & Clutch Reservoirs	2.0 ea		
14. Brake and Clutch Master Cylinders	4.0 ea		
15. Cam Covers	4.0 ea		
16. Carburetors	5.0 ea	15.0	<b>b</b>
17. Carburetor I.D. Tags	0.5 ea		
18. Coil	2.0		
19. Cooling and Radiator System (Items 54 to 60)			
20. Cylinder Head	10.0		<b>c</b>
21. Cylinder Head Color	2.0		<b>c</b>
22. Data Plates & Decals	0.5 ea	4.0	
23. Distributor	4.0		
24. Emission Control Components	4.0 ea		
25. Engine	20.0		
26. Engine Block	10.0		<b>c</b>
27. Engine Cover	8.0		
28. Engine Mounts	2.0 ea		
29. Exhaust Manifolds	4.0 ea		<b>d</b>
30. Exhaust Down Pipes	4.0		

ITEM	Missing or wrong style, plating, finish, model, color, shape, size, type, material or configuration.	Max. Deduct	NOTE
31. Ex. Manifold Stud Length Uniformity	0.5 ea		
32. Firewall	4.0		
33. Fuel Filter, Filter Bowl	2.0 ea		
34. Fuel Injectors	1.0 ea		
35. Fuel Piping/Fuel Rail	2.0 ea		
36. Fuse Boxes/holders	2.0 ea		
37. Generator/Alternator	4.0		
38. Heat Shields	2.0 ea		
39. Heater Box	4.0		
40. Heater Valve	2.0		
41. Horns	2.0 ea		<b>b</b>
42. Hose Clamps	1.0 ea	10.0	<b>e</b>
43. Hoses	2.0 ea	10.0	<b>f</b>
44. Ignition Wire, Coil & Distributor Connectors	1.0 ea		<b>g</b>
45. Ignition Wire Holders & Separators	1.0 ea		
46. Ignition Wire Loom/Conduit	2.0		
47. Ignition Wires	1.0 ea		
48. Ignition Wire Boots	0.5 ea	10.0	
49. Ignition Wire Spark Plug Connectors	1.0 ea		
50. Intake Manifold	6.0		
51. Intake Manifold Stud Length Uniformity	0.5 ea		
52. Oil Filter Housing	3.0		<b>c</b>
<b>53. Composite engine component covers (2026 Admin)</b>	2.0 ea	8.0	
54. Other, for items not otherwise listed	0.1 ea.	1.0	
55. Power Steering Pump & Reservoir	4.0 ea		
56. Radiator	8.0		
57. Radiator-Expansion Tank	4.0		
58. Radiator-Extra Radiator Fan(s)	4.0 ea		<b>b</b>
59. Radiator-Fan (Includes Motor)	4.0 ea		
60. Radiator-Fan Clutch	2.0		
61. Radiator-Fan Shroud (including flaps)	4.0		
62. Radiator and Recovery System Caps	1.0 ea		
63. Relays	2.0 ea	8.0	
64. <b>Rubber Covers, Caps &amp; Bellows (2026 Admin)</b>	2.0		
<b>65. Side &amp; Splash Panels (2026 Admin)</b>	4.0	2.0	
66. Solenoids	2.0 ea		
67. Spark Plugs	1.0 ea		<b>h</b>
68. Starter	4.0		
69. Steering Column, Rack & Flexible Joints	4.0 ea		
70. Subframe or Frame	4.0 ea Side		
71. Throttle Linkage & Cables	2.0 ea Section		
72. Tubing, Misc. Metal	1.0 ea		
73. Valve/Camshaft Covers	4.0 ea		
74. Voltage Regulator/Control	4.0		

ITEM	Missing or wrong style, plating, finish, model, color, shape, size, type, material or configuration.	Max. Deduct	NOTE
75. Water Manifolds	6.0		
76. Windshield Washer	4.0		
77. Windshield Washer Reservoir	2.0		
78. Windshield Washer Pump	2.0		
79. Windshield Wiper Motor	6.0		
80. Wire Terminals	1.0 ea	10.0	
81. Wiring Harness	10.0		
82. Wiring Harness Covering	5.0		
83. Wiring, Other	1.0 ea	10.0	

## I. Engine Compartment Notes:

- Batteries and Battery Compartments:** See Quick Reference G. Note a, Page QR 3.
- Add-on Items and Accessories:** Extra cooling fans, carburetors, headers, horns, or other items that were not factory-available for the model are non-authentic.
- Engine Block, Head & Carburetors or Fuel Injectors:** Only those items that were factory available for the model are allowed.
- Exhaust Manifolds:** See applicable Judge's Guides and JCNA Seminar Technical Bulletins for proper manifold coating. The British terms "black enameled or vitreous enamel" are the equivalent of the North American term "porcelain". MKV exhaust manifolds were NOT porcelain coated. All post-war XK engine models, up through 1969, are believed to have originally had porcelain coated exhaust manifolds.
- Hose Clamps:** Hose clamps must match the original including the material, the finish, the configuration of the adjustable band, and the shape and style of the adjusting screw head. All pre-1975 hose clamps must have round head, straight-slot adjusting screws; their adjusting bands must be grooved, not perforated. (Hex-headed clamp adjusting screws did not appear until approximately 1975. Brand name is not judged. Clamp bands must be the appropriate length (size) for the application; clamps with MORE than approximately one inch of the band showing beyond the adjusting screw must receive a non-authentic deduction.
- Hoses:** Hoses must be the same size and shape as the original. Hoses reinforced with Kevlar or other synthetic materials are acceptable as long as the reinforcing material is not visible. Where applicable, the original stockinette covering is not required.
- Aftermarket Ignition:** No deduction for aftermarket electronic ignition systems using all stock components and showing only a "black box" mounted unobtrusively.
- Spark Plugs:** There is no deduction for the make or type of spark plugs; however, all installed spark plugs, which are normally visible, must match.

## J. CYLINDER HEAD COLOR TABLE

Model/Engine Size	Documented Color	Acceptable Observed Variation
XK 120; C-Type; D-Type	Natural Aluminum	(No colors listed)
XK 140	Natural Aluminum	(No colors listed)
XK 140 - C-Type Head	Red <sup>1</sup>	
XK 150 - 3.4L & 3.8L	Light Blue <sup>2</sup>	Light Blue-Green
XK 150S - 3.4L & 3.8L	Gold <sup>2</sup>	Old Gold - Pumpkin
MK I - 2.4L	Silver <sup>2</sup>	Natural Aluminum
MK I - 2.4L Stage 3 tuning & 3.4L	Light Blue <sup>2</sup>	Light Blue-Green
MK 2 - 2.4L & 3.4L	Light Blue <sup>1</sup>	Light Blue-Green
MK 2 - 3.8L	Dark Blue <sup>1</sup>	Dark Metallic Blue
S-type - 3.4L	Light Blue <sup>3</sup>	Light Blue-Green
S-type - 3.8L	Dark Blue <sup>3</sup>	Dark Metallic Blue
MK VII; MK VIIM	Natural Aluminum	(No colors listed)
MK VIIM - C-Type Head	Red	
MK VIII	Light Blue <sup>2</sup>	Light Blue-Green
MK IX - 3.8L	Dark Blue <sup>2</sup>	Dark Metallic Blue
MK 10 - 3.8L & 4.2L	Gold <sup>3</sup>	
420; 420G - On	Natural Aluminum	(No colors listed)
Series 1 E-type - 3.8L to ~R2512	Pumpkin <sup>4</sup>	Old Gold - Pumpkin
Series 1 E-type-3.8L from ~R2512	Gold <sup>4</sup>	
Series 1 E-type - 4.2L thru ~ 1966 and possibly early 1967 (See Note)	Gold <sup>4</sup>	
Series 1 E-type, later 1967 and On	Natural Aluminum	(No colors listed)

### 1. Applicable Service Manuals

### 2. Service Bulletins #271, #272, B.1 & B.5

### 3. Service Manual Supplements

### 4. JCNA Series 1 E-type Judge's Guide

**Note:** The highest E-type engine number observed to date is 7E10192-9 but there may be higher.

## 2026 Judge's Concours Rule Book Test

(A passing grade requires answering at least 45 of the 50 questions correctly.)

Name: \_\_\_\_\_ Date: \_\_\_\_\_

Region: \_\_\_\_\_ Club Number: \_\_\_\_\_ JCNA Number: \_\_\_\_\_

Judge's Club's Name: \_\_\_\_\_

Judge's email Address: \_\_\_\_\_

Club's Chief Judge Name: \_\_\_\_\_

Chief Judge's JCNA Number: \_\_\_\_\_

Chief Judge's email Address: \_\_\_\_\_

This is an open-book test based on the 2026 Edition of the Rule Book. It is intended to familiarize Judges and prospective Judges to important portions of the Rule Book content. Page references for the answers are provided.

Mark the correct answer or answers for each question.

**Note 1:** Questions with multiple answers are indicated by (\* **Multiple Answers**).

**Note 2:** Individual club Chief Judges are responsible for administering the tests, keeping the records and updating the Judge Rosters on their club's JCNA website. To update your club's Judges' List, go to **JCNA.com**, click on **Club List**, Click on **your club's name, log-in**. When you see the **Main services** page, click on **Judge List** at the top of the right column. Click on **Edit** to update information for each individual and/or **ADD JUDGE** to add a new judge to the club roster.

1. What is the foremost purpose of the JCNA Concours?
  - a) To allow a forum for restorers and detailers to compare each other's work
  - b) To encourage the Owners of Jaguars to preserve, maintain, and present their Jaguars in as clean and authentic a condition as possible.
  - c) To show the public other ways to spend their money besides boats and RV's.

Ch. I, A1, Page I-1

2. How many Certified Judges must the Chief Judge have in the club's active roster to efficiently judge the expected number of Champion and Driven Division entries?
  - a) Eight or more Certified Judges
  - b) The Chief Judge must secure a team of at least three (3) JCNA Certified Judges and a sufficient number of additional Certified Judges for the number of cars expected.
  - c) There is no specific number of Judges required for judging

Ch. I, B4f, Page I-2

3. In order for a Certified Judge to obtain credit for their services at another club's Concours, who must be notified?
  - a) The Chief Judge of the assisting club(s) must be notified.
  - b) The Concours Chairperson of the host club.

Ch. I, B4g, Page I-2

4. How are Special Divisions Entries judged and scored?
  - a) Special Division Entries are judged the same as Champion Division.
  - b) Special Division Entries are judged only for condition and cleanliness, NOT for authenticity.
  - c) Special Division Entries are judged the same as Driven Division.

Chapter II, Section 5A, Page II-9

5. How are Factory-prepared “Continuation Vehicles” to be judged?
  - a) Factory-prepared “Continuation Vehicles” have their own standards
  - b) Factory-prepared “Continuation Vehicles” must be judged by the same standards as similar vehicles in Champion or Driven Division cars

Ch. II. Sec. 5A, Page II-9

6. For a Class S2/Mod (Modified) if any judged item, originally found on a production vehicle, has been removed or is missing, then:
  - a) There is no deduction for missing items, even if the hole where it was fitted is still visible.
  - b) That item must have either been replaced by a non-authentic item, or have had all mountings and traces of its original installation, removed.
  - c) The entrant can determine if he wants a deduction or not.

Ch. II. Sec. 5B, Note 3b2, Page II-11

7. Is it important that all Judges apply the JCNA accepted rules and standards to each Jaguar in the same way?
  - a) No, Clubs may apply rules as they see fit.
  - b) Yes

Ch. III A2, Page III-1, & Ch. V, A1, 5th paragraph, Page V-1

8. When a JCNA Judge’s Guide or JCNA Seminar Technical Bulletin\* has been approved by the AGM, its use is?
  - a) Mandatory
  - b) Optional

Ch. III, A3, Page III-1

9. In the event that the Chief Judge is unable to serve on the day of the Concours, due to some unforeseeable reason, who must the club must appoint as Chief Judge for that event?
  - a) The Entrants must appoint the person they feel most qualified
  - b) The club must appoint the next most qualified Team Lead Judge to serve as Chief Judge.
  - c) The Judges are to draw straws to see who will serve as Chief Judge.

Ch. III, C1, Page III-2

10. In order to maintain/renew a Judge's annual testing certification, the Judge:

- a) Must attend a Judge's School at least once every year.
- b) Must attend a Judge's School at least once every three years.
- c) Must attend a Judge's School at least once every other year.

Ch3, D3b, Page III-5

11. How many in-person Judge's Schools must an Apprentice Judge attend prior to the first Concours at which they plan to be an Apprentice Judge?

- a) Apprentice Judges must attend at least two in-person Judge's School prior to the first Concours at which they plan to be an Apprentice Judge.
- b) Apprentice Judges must attend at least one in-person Judge's School prior to the first Concours at which they plan to be an Apprentice Judge.
- c) Apprentice Judges do not need to attend any in-person Judge's School prior to the first Concours at which they plan to be an Apprentice Judge.

Ch. III, D8c, Page III-7

12. The purpose of the Judge's School is to:

- a) Keep Judges entertained
- b) Keep Judges up-to-date on AGM approved Rule Changes and to provide general information regarding judging in an effort to create a uniform form of judging for all clubs.
- c) Keep Judges aware of what other clubs are doing.

Ch. III, D3b, i, Page III-5

13. Each Judge must take and pass:

- a) The current year's Rule Book Judge's Test or the Judge's Test for the upcoming concours competition year in which they plan to judge.
- b) The previous year's Rule Book Judge's Test or the Judge's Test for the upcoming concours competition year in which they plan to judge.

Ch. III, D3a, Page III-4

14. Those seeking to retain their certification, and have met all other requirements, but who cannot attend **a club's** current Judge's School, must attend a club's on-line Judge's School, then take the current test.

- a) True
- b) False

Ch. III, D3a, 3rd paragraph, Page III-4

15. If a Chief Judge discovers that a Judge is out of certification or unable to attend the upcoming club's Concours, the Chief Judge must then select an alternate Certified Judge to replace that Judge who has already been certified at least 30 days prior to the concours.

- a) True
- b) False

Ch. III, D4, Page III-6

16. If a Judge's Annual Testing Certification has lapsed and the Judge is still within the three

years from last having attended a Judge's School:

- a) The Judge can ask the Chief Judge to allow him to judge without taking the current year's test.
- b) The Judge can view the online Presentation and take the online test and forward the test results to that club's Chief Judge for evaluation no less than 30 days (45 days is recommended) prior to judging at the event.

Ch. III, D6, Page III-6

17. If a Judge has maintained or performed mechanical repairs or there is existing cosmetic restoration performed by that Judge, on a Jaguar, that Judge:

- a) Is **not** permitted to judge any classes at that Concours.
- b) Is **not** permitted to judge only that Entry but may judge other Entries in that class in which that Jaguar is entered.
- c) Is not permitted to judge the class in which that Jaguar is entered. Violation of this rule WILL result in the disqualification of the Entrant for that concours.

Chapter III, E9, Page III-8

18. Can a Judge change the component they judge from one vehicle to the next within the class the team is judging?

- a) Yes, if they realize they have judged the car in the past.
- b) No substitution of Judges is permitted once judging of a specific class has begun.
- c) Yes, only if the Judging Team Leader assists in that judging area.
- d) Yes, if someone has more experience with a specific model year.

Ch. III, F6, Page III-10

19. During Operation Verification (OV) an Entry is found to have an inoperative light or a system of lights, the Entrant is allowed?

- a) A total of 15 minutes to correct any malfunctions found during the operation verification
- b) To seek assistance from a member of the Judging or OV Team to fix the problem, while judging of the class is still in progress
- c) 15 minutes to drive the car to and from the nearest service station to purchase a new bulb or component

Ch. III., G2, Page III-11

20. When judging cleanliness and condition, how is the Judge to indicate the locations and nature of any discrepancies?

- a) Make notes on the back of the score sheet
- b) Review them with the Entrant while discussing non-authentic discrepancies
- c) Write a note in the margin of the score sheet
- d) Using the "C&C Deduction Locations" box, list the score sheet line numbers and briefly describe each of the major C&C discrepancies and their locations.

Ch. III, J13, Page III-14

21. A Judge observes what is believed to be an obvious non-authentic item. The Entrant advises that in the Entrant's past 5 Concours, no Judge has ever identified that item as non-authentic. The Entrant does not have documentation to validate the authenticity of the item but objects to it being listed as a discrepancy. The Judge must: \*
- a) allow the Entrant the opportunity to present documentation proving the authenticity of the feature or item being questioned.
  - b) Advise the Entrant that if they choose not to initial the deduction, the Chief Judge must be informed immediately.
  - c) Advise the Entrant that the Entrant's initials do not constitute agreement.
  - d) Defer to the Entrant and not list a deduction.
  - e) Answers a, b & c are correct
  - f) Only answer d is correct

Ch. III, N7a, N7b, N7c, Page III-18, Ch. IV, G6a, G6b, G6c, Page IV-7 (\***Multiple Answers**)

22. Provided there is no material damage:
- a) Deduct even if there is no damage
  - b) Deduct for creasing even though it is unavoidable as a manufacturer defect
  - c) Make no deductions no matter what.
  - d) Deduct for something
  - e) Do not deduct for such unavoidable design creasing, compressing or rubbing of soft tops

Ch. IV, C2c, Page IV-4 & Chapter V, A4c2, Page V-3

23. Authenticity is determined by judging individual components for? \*
- a) Original materials or authentic replacement materials
  - b) Correct fasteners (e.g., bolts, screws, latches, etc.) of the correct size and type
  - c) Correct patterns, shapes, fit and positioning
  - d) Correct colors, finishes and plating
  - e) Correct applicability to the model
  - f) Answers a, b, c, d & e are correct
  - g) Answers a, b & c are correct

Ch. V, A3a, Page V-1 (\***Multiple Answers**)

24. A single item/component, judged to have more than one non-authentic issue, such as both wrong configuration and finish:
- a) should be given multiple deductions
  - b) the lowest possible deduction
  - c) must only be given a single non-authentic deduction. However, the point deduction given must be the one with the highest point value associated with the non-authenticity issues observed

Ch. V, A3a, Note, Page V-2

25. When original parts fail and "as-original" replacement parts are **not** available?
- a) "Almost correct", "safer than original" and/or items presented as "the best that can currently be obtained" must not be penalized
  - b) Replacement parts, still available from Jaguar Cars under their original Part Number but now having a different color or configuration than the original, are also to be accepted as authentic.
  - c) Cars that still have the correct original part are to be given "bonus points"

Ch. V, A3b, Page V-2

26. Operational Verification Judges are NOT to deduct for the condition and cleanliness of any of the components being tested during this process.

- a) False
- b) True

Ch. V, B, Page V-3

27. Which of the following ARE judged during operational verification? \*

- a) Parking, Tail, Side, License Plate Lights and LED Running Lights
- b) Verify the operation of the brake lights
- c) Verify the function of the back-up lamp(s)
- d) Verify the operation of the turn signals
- e) Verify the operation of four-way flashers for cars produced after November 1965
- f) Answers a, b, c, d & e are correct
- g) Only answers c, d & e are correct

Ch. V, B5, B6, B7, B8, & B9 Page V-4 and V-5 (\*Multiple Answers)

28. In Driven Division, which area(s) of the car can be covered in “Clear Bras” without a deduction?

- a) Entries are allowed protective clear bras in frontal areas, forward of the front door (“A”) posts and the body-colored backs of the exterior mirrors.
- b) On the body-colored backs of the exterior mirrors AS LONG as it completely covers the body-colored portion of the mirror.
- c) Rocker panels and the lower fender areas behind the rear wheels.
- d) Answers a & b are correct.
- e) Only answer c is correct

Ch. V. C2b, Page V-5

29. Exterior rear-view mirrors must be: \*

- a) factory-installed or factory optional equipment
- b) sourced through an official Jaguar/SS/Swallow parts supplier, or
- c) be of a style/configuration appropriate to the vintage of the model
- d) all mounting hardware and fasteners must be consistent with the vintage and Jaguar standards.
- e) Answers a, b, c & d are correct
- f) Only answers b, c & d are correct

Ch. V, C3c, Page V-6 (\*Multiple Answers)

30. Which of the following is true regarding tire side walls? \*

- a) **For Champion Division** – There must not be any deduction for an Entrant’s choice of white or black sidewall tires, provided they are period correct and are in keeping with the vintage of the Jaguar and, where there is verifiable, dated photographic material, Jaguar Cars advertising material, or a Jaguar Dealer Price List, available showing either white or black wall tires in use but not necessarily an available Jaguar parts list number at that corresponding time. If the choice is white wall, the width of the white wall must be of the proper vintage.
- b) **For Driven Division** - There must not be any deduction for an Entrant’s choice of white or black sidewalls provided they are in keeping with the vintage of the Jaguar.
- c) Answers a & b are correct
- d) Only answer a is correct

Ch. V. C8c1&2, Page V-8 & Ch. VI, F. Exterior, Note “o”1, Page VI-12 (\*Multiple Answers)

31. Which of the following is true regarding wheels? \*
- a) Judge the wheels for correct application, hubs, knock-offs, lugs, emblems, rim style, and number of spokes.
  - b) Judge the spokes, the wheel face, emblems and all visible portions of the inner and outer wheel rim and hub for cleanliness and condition.
  - c) Judge the visible brake discs, calipers, and brake drums for cleanliness only; exclude light brake dust.
  - d) Answers a, b & c are correct
  - e) Only answers b & c are correct
- Ch. V, C9b, Page V-9 (**\*Multiple Answers**)

32. Which of the following are **correct** regarding license plate frames in Champion Division? \*
- a) Current or past Jaguar dealerships, JCNA, JCNA Affiliates, or promoting the Jaguar marque are accepted.
  - b) Frames of any material are allowed
  - c) Judging criteria are identical in Champion and Driven Divisions
  - d) Only politically correct frames are allowed
  - e) Answers a & b are correct.
  - f) Answers c & d are correct.
- Ch. II, Section 4, A1g1, Page II-7, and Ch. V, C11, Page V-11 (**\*Multiple Answers**)

33. Which statements are **correct** regarding overmats, footwell rugs and/or aftermarket floor mats? \*
- a) Factory-fitted overmats must be presented for judging outside the Entry
  - b) Non-authentic mats are not judged, but they must be removed
  - c) If non-authentic mats are not removed or, if factory-fitted mats are missing, they must be assigned non-authentic deductions.
  - d) Answers a, b & c are correct.
  - e) Only answers a & b are correct.
- Ch. V, D5b, Page V-12 (**\*Multiple Answers**)

34. If the steering wheel is leather wrapped, verify whether or not the wrapping is a factory accessory before asking that it be removed.
- a) True
  - b) False
- Ch. V, D6d, Page V-13

35. For vehicles in which the boot area is part of the interior, such as certain fixed head coupe models, station wagons (Shooting Brakes/Sport Brakes) or SUVs, retractable covers are to be extended for judging; fixed covers that are lifted by the raising of the rear hatch cover, are to be disconnected from the raised rear hatch for judging.

**Champion Division:**

- For vehicles in which the boot area is part of the interior, such as E-Types and 2+2 models, the rear hatch is to be opened for judging.
- For station wagons (Shooting Brakes/Sport Brakes) or SUVs, retractable covers are to be extended for judging;
- For later fixed head coupe models, such as the 2007-2015 XK models, fixed covers that are lifted by the raising of the rear hatch cover, but are attached to the rear hatch, do not need to be disconnected from the raised rear hatch for judging. The fixed cover is to be judged through the hatch glass.
- For later fixed head coupe models, such as the F-Type, fixed covers that are lifted by the raising of the rear hatch cover, but are suspended by a string or other mechanism, may be disconnected from the raised rear hatch for judging;

Once judged in the extended mode, the cargo cover can be retracted for ease of judging the lower area.

**Driven Division:** For vehicles in which the boot area is part of the interior and the rear area is not covered by a cargo cover, such as E-Type fixed head coupes and 2+2 models, the rear interior is to judge without opening the rear hatch.

If the cargo cover is in place, the cargo area is not to be judged. If the cargo cover is not in place, the cargo cover is to be judged as missing or non-authentic and the cargo area must be judged.

- a) True
- b) False

Ch. V, D12, Page V-14

36. If the owner's manual is in a plastic pouch, and a major portion of its cover cannot be clearly seen, the Entrant must be asked to remove the owner's manual from the plastic pouch for judging.

- a) True
- b) False

Ch. V, E3f, Page V-16

37. When judging a 1967 E-Type, the exhaust manifolds are bare metal and slightly rusty, is this an authentic coating?

- a) Yes
- b) No. All post-war XK engine models, up through 1969, are believed to have originally had porcelain coated exhaust manifolds.

Ch. V, F3c, Page V-17

38. Which of the following statements **correctly** relates to the Jaguar Cars Ltd. Engine compartment vehicle data plate? \*

- a) It is exclusive to each Entry.
- b) It lists the original Chassis, Body, Engine, and Gear Box serial numbers.
- c) Judges must not assess condition deductions for the original data plate provided it retains its original shape and all the stamped numbers are legible.
- d) Answers a, b & c are correct.
- e) Only answers b & c are correct.

Ch. V, F6, Page V-19 (\*Multiple Answers)

39. Engine compartment aluminum components and fittings, such as XK 120 two-inch carburetors, whose original sand-cast-like coarse finish, has been removed through polishing, or other processes, must be assigned a non-authentic deduction.
- a) True
  - b) False

Ch. VI, B4, Page VI-VI-4 and Glossary, Page Glos-5

40. As stated in the Jaguar Service Bulletin, M.15, November 1965, 185 x 15 tires are a proper replacement for Series 1 E-Type tires, thus, either 6.40 x 15 or 185 x 15 size tires are considered authentic for the Series 1 E-Type. As stated in the Jaguar Cars Spares catalogue, page 72, 185 x 15 tires are correct for the Series 2 E-Type and are considered authentic.
- a) True
  - b) False

Ch. VI, F. Exterior Notes, Note “o” 5, Page VI-12

41. For the Operational Verification judging, where will the Judge find the deduction for either a non-functional single filament or an inoperative system?
- a) In the list of Exterior deductions
  - b) On the Operation Verification score sheet

OV Score Sheet at the bottom of the box containing the list of Operation Verification Systems.

42. Depending on the location of the battery, **if the battery is visible** while judging another component, such as either the engine compartment or spare tire, who is responsible for judging the battery?
- a) If the battery is visible when judging the engine, the Engine Judge is to judge it. If the battery is visible when judging the spare tire, the Boot Judge is to judge it.
  - b) Batteries are judged no matter where they are, covered or not.
  - c) Batteries are no longer judged.

Ch VI, G. Interior Note a, Page V-15, Boot Score Sheet, Lines 28-32, Engine Score Sheet, Lines 20-24

**For questions 43 through 50, unless otherwise stated, assume Champion Division, how many points do you deduct for the following items? (See Ch. VI, Judges’ Guide for Scoring Non-authenticity and Score Sheet #1 Operation Verification).**

43. Four wrong diameter tires and four wrong diameter wheels must receive:
- a) A deduction of 32 points because all are non-authentic.
  - b) Wrong diameter wheels must receive both a tire (2.0 points ea.) deduction, plus a wheel (6.0 points ea.) for a total of 8.0 points for each affected tire/wheel combination, with a maximum 28.0 points total deduction.
  - c) 8 points total deduction.

Ch. VI, Table F. Exterior, Tires, Line 51, Page VI-7 and wheels. Line 65, Page VI-7, and Note F “o” 8, Page VI-13, Quick Ref, Page QR-2.

44. What is the deduction for a Champion Division Entry whose spare wheel is determined to be the wrong size or type?
- a) 2
  - b) 4
  - c) 6

Ch. VI, Table H. Boot, Line 20, Page VI-17, Quick Ref. Page QR-4.

45. What is the deduction for a missing or non-authentic four-way flasher system?

- a) No deduction
- b) 2.0 points
- c) 1 point for each bulb

Ch. VI, Table G. Interior, Line 18, Page VI-14, Quick Ref. Page QR-2.

46. A 1964 E-Type Champion Division Entry has the wrong cam covers and a wrong voltage regulator. Deduct: \_\_\_\_\_ each for the cam covers x 2 = \_\_\_\_\_ + \_\_\_\_\_ for the wrong regulator, for a total of \_\_\_\_\_.

- a) 1 point times 2 cam covers = 2 points + 5.0 points for the regulator = 7 points
- b) 4 points times 2 cam covers = 8 points + 4.0 points = 12 points
- c) 2 points times 2 cam covers = 4 points + 4.0 points = 8 points

Ch. VI, Table I. Engine, Line 15, Page VI-19 and Line 74, Page VI-20, Quick Ref. Pages QR-5 & 6.

47. What is the deduction for a standard XK150 (not an “S” model) that has either a **3.4L or 3.8L XK** engine with a gold cylinder head? \_\_\_\_\_ points.

- a) 1
- b) 2
- c) 4

Ch. VI, Table I. Engine, Line 21, Page VI-19 and the Cylinder Head Color Table on Page VI-22, Quick Ref. Pages QR-5 & 6.

48. What is the mandatory deduction for non-authentic exhaust manifolds on an XK engine?

- a) 1 point each for a total of 2 points
- b) 2 points each for a total of 4 points
- c) 4 points each for a total of 8 points as XK engines have two exhaust manifolds

Ch. VI, Table I. Engine, Line 29, Page VI-19, Quick Ref. Page QR-5

49. An engine compartment has 15 wrong hose clamps. What is the deduction per clamp? \_\_\_\_\_ point(s); the maximum deduction for wrong hose clamps is \_\_\_\_\_ points.

- a) 1 point each, maximum of 10 points
- b) 2 points each, maximum of 20 points
- c) 4 points each, maximum of 30 points

Ch. VI, Table I. Engine, Line 42, Page VI-20, Quick Ref. Page QR-5

50. In Champion Division, a non-authentic oversized extra-core radiator must receive a deduction of \_\_\_\_\_ points?

- a) 8
- b) 2
- c) 4

Ch. VI, Table I. Engine, Line 56, Page VI-20, Quick Ref. Page QR-5.

## 2026 Judge's Rule Book Test Answer Sheet

**Note:** Individual club Chief Judges are responsible for administering the tests, keeping the records and updating the Judge Rosters on their club's JCNA website. To update your club's Judges' List, go to **JCNA.com**, click on **Club List**, Click on **your club's name, log-in**. When you see the **Main services** page, click on **Judge List** at the top of the right column. Click on **Edit** to update information for each individual and/or **ADD JUDGE** to add a new judge to the club roster.

**(A passing grade requires answering at least 45 of the 50 questions correctly.)**

**Name:** \_\_\_\_\_ **Date:** \_\_\_\_\_

**Region:** \_\_\_\_\_ **Club Number:** \_\_\_\_\_ **JCNA Number:** \_\_\_\_\_

**Judge's Club's Name:** \_\_\_\_\_

**Judge's email Address:** \_\_\_\_\_

**Club's Chief Judge Name:** \_\_\_\_\_

**Chief Judge's JCNA Number:** \_\_\_\_\_

**Chief Judge's email Address:** \_\_\_\_\_

1. \_\_\_\_\_ a b c
2. \_\_\_\_\_ a b c
3. \_\_\_\_\_ a b
4. \_\_\_\_\_ a b c
5. \_\_\_\_\_ a b
6. \_\_\_\_\_ a b c
7. \_\_\_\_\_ a b
8. \_\_\_\_\_ a b
9. \_\_\_\_\_ a b c
10. \_\_\_\_\_ a b c
11. \_\_\_\_\_ a b c
12. \_\_\_\_\_ a b c
13. \_\_\_\_\_ a b
14. \_\_\_\_\_ a b
15. \_\_\_\_\_ a b
16. \_\_\_\_\_ a b
17. \_\_\_\_\_ a b c
18. \_\_\_\_\_ a b c d
19. \_\_\_\_\_ a b c
20. \_\_\_\_\_ a b c d
21. \_\_\_\_\_ a b c d e f
22. \_\_\_\_\_ a b c d e
23. \_\_\_\_\_ a b c d e f g
24. \_\_\_\_\_ a b c
25. \_\_\_\_\_ a b c

26. \_\_\_\_\_ a b
27. \_\_\_\_\_ a b c d e f g
28. \_\_\_\_\_ a b c d e
29. \_\_\_\_\_ a b c d e f
30. \_\_\_\_\_ a b c d
31. \_\_\_\_\_ a b c d e
32. \_\_\_\_\_ a b c d e f
33. \_\_\_\_\_ a b c d e
34. \_\_\_\_\_ a b
35. \_\_\_\_\_ a b
36. \_\_\_\_\_ a b
37. \_\_\_\_\_ a b
38. \_\_\_\_\_ a b c d e
39. \_\_\_\_\_ a b
40. \_\_\_\_\_ a b
41. \_\_\_\_\_ a b
42. \_\_\_\_\_ a b c
43. \_\_\_\_\_ a, 32 pts b, 28 pts c, 8 pts
44. \_\_\_\_\_ a, 2 pts b, 4 pts c, 6 pts
45. \_\_\_\_\_ a, 0 pts b, 2 pts c, 1 pt
46. \_\_\_\_\_ a, 7 pts b, 12 pts c, 8 pts
47. \_\_\_\_\_ a, 1 pt b, 2 pts c, 4 pts
48. \_\_\_\_\_ a, 2 pts b, 4 pts c, 8 pts
49. \_\_\_\_\_ a, 1/10 pts b, 2/20 pts  
c. 4/30 pts
50. \_\_\_\_\_ a, 8 pts b, 2 pts c. 4 pts

SCORE:

**Notes:**