

*Chapter 3, E7, Page III-7***7. Familiarize Judges with Rules**

A Judge must be informed to function effectively ~~a Judge must be informed~~. Each Judge should have a copy of the current Rule Book and a copy of the current score sheets no less than two weeks before the concours to have time to familiarize themselves with the contents. (2020 AGM)

*Chapter 3, E8, Page III-7***8. Judging Own Class**

A Judge may must not judge their own Jaguar(s) or the specific class(es) in which their cars may be have been entered. Neither may he nor she A Judge is not to judge the a class in which an immediate family member has a car entered. If a person or firm has performed existing cosmetic restoration on a Jaguar, neither that person nor any member of the restoration firm involved utilized, may are permitted to judge the class in which that Jaguar is entered. (2020 AGM)

*Chapter 3, F1b, Page III-8***F. JUDGING METHOD AND TEAMS****1. Number of Certified Judges per Team and Team Composition**

- a. All Judges for Champion, Driven and Special Divisions must hold current JCNA judging certifications. The only exception being that those events at which separate OV teams are used, only one Certified Judge, serving as the OV team lead, is required, however, additional Certified Judges on the separate OV team are acceptable.
- b. Wherever possible, teams should be primarily organized according to the members' shared model/class expertise. The individual teams are then, assigned to judge the class or classes most closely associated with their expertise. The number of classes assigned to each team ~~will~~ are to be governed by the number of teams, the total number and size of the classes and the time allocated for judging. Keeping teams intact is highly recommended.

*Chapter 3, F1b, Page III-8***2. Team Judging**

Prescribed teams of Judges (see a. and b. below) ~~will~~ are to evaluate specific areas of Champion, Special and Driven Division Entries (see Chapter 2, Spirit Statements). JCNA provides 4 score sheets that accommodate the 3 to 5 possible areas to be inspected, depending on the Entry's Division: (2020 AGM)

*Chapter 3, F2a&b, Page III-8***a. Number of Champion or Special Division Judges Required per Team**

Three or four Judges ~~will~~ are to be responsible for judging OV, Exterior, Interior & Boot and Engine, excluding Apprentice Judges and the separate OV judging team when used. (2020 AGM)

b. Number of Driven Division Judges Required per Team

Two or three Judges ~~will~~ are to be responsible for judging OV, Exterior and Interior, excluding Apprentice Judges and the separate OV judging team when used.

*Chapter 3, F3, Page III-8***3. Judging Team Leaders**

Team leaders ~~shall~~ **are to** be assigned to all teams by the Chief Judge. The team leader should: (2020 AGM)

Chapter 3, F3c, Page III-8

- c. Critique Apprentice Judge's score sheets and answer their questions on a not-to-interfere basis. Deliver the Apprentice Judge's score sheets to the Chief Judge **or their appointed assistant(s)** at the conclusion of your judging assignment. (2020 AGM)

*Chapter 3, F5, Page III-9***5. Judging Teams Remaining Intact**

The Judging teams must remain intact throughout the judging procedure, examining one car at a time **as a team**. Team members ~~may~~ **can**, at times, be required to leave in order to present their own Jaguar(s) for judging. When this occurs, the team ~~should~~ **must** complete the car they are judging, then stop and wait for their team member to present their car and return. When the team is again complete, they move on to judge the next Jaguar in line. This is fairest to the team and the Entrant. (2020 AGM)

*Chapter 3, G1a, Page III-9***a. Primary Judging Team**

The primary team, assigned to judge the class, ~~will~~ **are to** conduct the Operation Verification as part of their assigned overall judging effort. Allow at least ~~Where needed, an extra~~ **five** minutes ~~may~~ **will** be allowed to conduct these OV checks, (20 minutes of judging time, total is suggested). (2020 AGM)

Note: In order to reduce the possibility of debris entering the car, prior to judging its interior, it is recommended that the Operation Verification be done after the team finishes its other component judging.

Chapter 3, G1b, Notes 1 & 2, Page III-10

Note: The following are considered "no exception" requirements when using verification teams:

1. If any light(s) or horn(s) are suspected of being non-authentic, the Operation Verification team leader ~~shall~~ **must** make an appropriate note in the corresponding Operation Verification non-authenticity section, without indicating any point deductions. (2020 AGM)
2. The primary Judging Team ~~will~~ **is to** re-examine the suspect system(s) and, if warranted, make the mandatory non-authenticity point deductions. (Only the primary Judging team ~~may~~ **is to** assign non-authentic deductions for discrepancies found during the Operation Verification checks.) (2020 AGM)

*Chapter 3, G2, Page III-10***2. Courtesy Repair Time**

If any light or horn malfunctions are detected during the Operation Verification, the Entrant will **is to** be allowed a total of 15 minutes to correct them. The Judging Team Leader should **must** note the time when the team completes judging the Entry. If, thereafter, the Entrant corrects the problem within the allotted 15 minutes, the (original) judging team will **is to** re-examine the affected light, horn or system and make appropriate corrections or adjustments to the score. If the repair takes longer than 15 minutes or is unsuccessful, the originally assigned deductions will **is to** stand. **No member of a Judging Team is allowed to participate in the repair of any car, he or she has judged, while judging of the class is still in progress. (2020 AGM)**

*Chapter 3, G3, Page III-10***3. System Operation and System Failure**

The OV team will is required to test for the functionality only of a four-way flasher system for November 1965-on cars. (2020 AGM)

The Interior Judge is required to judge for a missing or non-authentic method of creating a four-way flasher system for the November 1965-on up to, but not including the XJ6 and the E-Type (built to US Federal Specifications and fitted with rocker rather than toggle switches) model cars. (2020 AGM)

*Chapter 3, H, Page III-11***H. DAY-OF-EVENT JUDGES' MEETING AND GUIDELINES**

Judges must be on time for the Concours and the prearranged Judges' Meeting conducted by the Chief Judge. Have extra copies of the most current JCNA Rule Book on hand. Apprentice Judges, ~~should also~~ **are also required to** attend this meeting. (2020 AGM)

*Chapter 3, H1, Page III-11***1. Announce and/or Confirm Judging Assignments**

Wherever possible, the Chief Judge should **is to** make judging assignments well prior to the day of the event in accordance with the known expertise of each Judge as well as their JCNA certification. If that has not been possible, the Chief Judge should **attempt to** see that each Judge is assigned to evaluate areas with which that Judge is most familiar. Judges must be physically capable of examining the component area assigned (see Chapter III, Heading J, Rules 2 and 3). The Chief Judge should also provide individual teams with lists of cars **and classes that** they are to judge. (2020 AGM)

*Chapter 3, H3, Page III-11***3. Review Basic Rules**

Ensure that The chief judge should review the basic JCNA rules with the Judges, especially those regarding the application of non-authenticity deductions and the Entrant's right to ~~comment on~~ contest each such non-authentic deduction by provide suitable documentation regarding authenticity. See that such rules are applied in a responsible and reasonable manner. Have at least one Rule Book available per team as well as extra copies of non-authentic deductions and ~~Judging~~ Judges' Guides and JCNA Seminar Technical Bulletins* where appropriate. (2020 AGM)

Only that bulletin content, which quotes or copies information from the Jaguar Cars documents, listed in Table C-1, is permitted for validating feature and component authenticity.

*Chapter 3, H5, Note, Page III-11***5. Advise Teams to Walk the Site**

Judges should have the opportunity to walk the Concours site prior to the commencement of formal judging in order to obtain an idea of the overall quality and location of the entries.

Note: The Chief Judge ~~should~~ is to determine, and announce to all Entrants, whether the Jaguars ~~should~~ are to be presented with their doors, boot lid and bonnet opened or closed. (2020 AGM)

*Chapter 3, H8, Page III-12***8. Advise Judges to Remain on Site site Until Excused (2020 AGM)**

All Judges ~~should~~ must refrain from drinking alcoholic beverages and must remain at the concours site until the Chief Judge determines: (2020 AGM)

- a. All cars that were to be judged, have been judged,
- b. No re-judging is required, and
- c. There are no problems with the submitted score sheets.

*Chapter 3, J1, Page III-12***J. THE SCORE SHEET AND SCORING****1. Number of Score Sheets**

Champion and Special Divisions use four score sheets, Driven Division uses three score sheets.

Each Judge on the team uses one of the component score sheets per Jaguar, filling in only the areas pertaining to the component he or she is judging (e.g. DHC/OTS or Sal/FHC). The Judging Team Leader ~~will~~ is to oversee the completion of the OV score sheet. (2020 AGM)

*Chapter 3, J2, Page III-12***2. Use Current Score Sheets**

The concurs chair and/or the chief judge is to **BE CERTAIN** that ~~THE JUDGES are~~ **USE THE CORRECT, CURRENT JCNA SCORE SHEETS are being utilized.** Score sheets are located in the back of the Rule Book. They can also be obtained from the JCNA Sanctioning Chair or downloaded from the JCNA web site. **(2020 AGM)**

Note: As a space saver, the score sheets included in the Rule Book have been printed front-to-back. When judging, they should **score sheets must** be printed separately. Component areas may be combined on one sheet or printed on individual sheets at the discretion of the Chief Judge. **(2020 AGM)**

*Chapter 3, J3, Page III-12***3. Cross out or remove Non-judged Score Sheet Sections**

Cross out or remove sections on the score sheets that are excluded from judging **in the special or driven division. NO POINTS ARE TO BE DEDUCTED FOR NON-JUDGED SECTIONS.** The total of the remaining items will **is to** equal 100%, and Judges will **are to** proceed with the evaluation as usual. **(2020 AGM)**

*Chapter 3, J11, Page III-13***11. Mandatory Penalties**

Mandatory penalties ~~shall~~ **must** be deducted for items or materials judged to be non-authentic. Mandatory deductions for specific items are covered in Chapter VI, Judges Guide for Scoring Non-Authenticity. **(2020 AGM)**

*Chapter 3, J13, Page III-14***13. Noting the Location of Cleanliness and Condition Deductions**

Each component judging sheet has a C&C Deduction Locations box where the Judge should note the location and describe each of the major cleanliness and/or condition discrepancies where deductions have been given. This section is of great interest and importance to Entrants who wish **want** to correct every discrepancy prior to the next concurs. **(2020 AGM)**

*Chapter 3, J15, Page III-14***15. Score Sheets After Judging**

Score sheets submitted by the Judges at a Concurs as final and complete ~~shall~~ **must** not be subject to any substantive alteration except by the Chief Judge after consultation with the individual Judges or the Judging Team involved. The Chief Judge may, however, correct mathematical errors, tallying errors, and/or deductions that are not in accordance with the prescribed minimum or maximum deductions. **(2020 AGM)**

*Chapter 3, J16, Page III-14***16. Scorers**

Scorers should be prepared to begin calculating score sheets about ~~fifteen (15) minutes~~ **shortly** after judging begins **has begun**. Ensure that the Scorers have a quiet area to work in. **UNDER NO CIRCUMSTANCES** are spectators and/or Entrants to be allowed near the Scorers. It's a good idea to staple the score sheets together as soon as they arrive at the Scorer's area. (2020 AGM)

*Chapter 3, J20, Pages III-14 and III-15***20. Score Sheets after the Concours**

At the conclusion of the Concours, the score sheets are retained by the Chief Judge, **to be reviewed** again and, if necessary, correct any additional mathematical or administrative errors. If this review process changes the standings, that were announced at the Concours awards ceremony, the Chief Judge and the Concours Chair will have to exercise the utmost diplomacy in notifying the Entrants affected and, if appropriate, arrange an exchange or return of trophies. (2020 AGM)

Entrants, competing for Regional or North American standings, are very eager to receive their score sheets in order to correct discrepancies prior to their next event. The Chief Judge, or their designee, **MUST** send the **ORIGINAL** score sheets to the Entrants, as soon as **possible** but not later than **twenty-one** (21) calendar days following the Concours. Score sheets, from concours held after November 9th, must be sent to Entrants no later than December 1st. ~~The Chief Judge, or his/her designee, may retain copies for club records.~~ Scores **must** be posted on www.jcna.com as soon as possible, but no later than 21 days after the Concours and no later than December 1st. **If a waiver to this policy is requested, it must be submitted to the concours committee prior to the end of the 21-day deadline. It is advisable that the Chief Judge, or their designee retain copies of the score sheets for club records for at least one year following the concours.** (2020 AGM)

The Host Club's Chief Judge, or their designee, must notify the JCNA Concours Committee Chair that the results are ready for review and are ready to be made official. Scores not submitted within the 21-day requirement, could be subject to a delay in being finalized. (2020 AGM)

Chapter 3, K, Note 2, Page III-15

Note 2: JCNA Numbers are required when posting scores on the JCNA website. **If numbers are not available when posting results, they must be looked up using the Online Scoring System "look up" function. For new members, without JCNA numbers, contact the webmaster, webmaster@jcna.com, with the names of the new members.**

Concours Entrants listed without JCNA numbers will be considered are non-members. ~~and clubs~~ Clubs must forward the Non-Member Event Membership Form and Fee to JCNA for all entrants who are not members at the time of the event. (2020 AGM)

*Chapter 3, L, Note 2, Page III-16***L. JUDGES' ROSTER AND JUDGES' REPORT**

The Chief Judge, or his/her designee, is responsible for updating the club's Judges' Roster as soon as possible after you're the club's mandatory Judges' School and prior to posting scores. After posting the scores, fill in the online Judges' Report; the system will ask who judged each class. (2020 AGM)

*Chapter 3, M, Page III-16***M. THE JUDGE AND THE JAGUAR**

ALL JUDGES SHOULD KEEP IN MIND THAT JAGUARS WERE CONCEIVED AND BUILT TO BE DRIVEN. THERE ARE DEFECTS IN THE MANUFACTURING PROCESSES AND DEFECTS CREATED THROUGH USE. THEREFORE, IT IS ESSENTIAL THAT PENALTIES BE APPLIED IN PROPORTION TO THE IMPORTANCE CAUSE AND SCOPE OF THE DEFECT. (2020 AGM)

*Chapter 3, M6b, Page III-16***b. Comparing Entries**

Judges ~~should never~~ **are not to** compare one entry with another within hearing of any participant. This sort of conversation ~~should be~~ **is to be** held privately. (2020 AGM)

*Chapter 3, N1, Page III-17***N. THE JUDGE AND THE ENTRANT****1. Responsibility of the Judge and the Entrant**

It is the responsibility of the Entrant to present an authentic well-prepared Jaguar; it is the responsibility of the Judges to recognize and confirm the Jaguar's authenticity. It is incumbent upon the Entrant to furnish proof of authenticity when the Judge questions any point of authenticity. The role of the Judge ~~should not be~~ **is not to** prove the facts non-authenticity of an item, but to assess ~~qualify the claim~~ **determine the validity of authenticity of an item**, based on the evidence submitted. (2020 AGM)

AT ALL TIMES REMEMBER THAT, AS A JUDGE, YOU ARE EVALUATING THE JAGUAR, NOT THE ENTRANT.

*Chapter 3, N2, Page III-17***2. Authentic Options**

Authentic options are listed in official Jaguar publications or official Jaguar sales literature. Only written proof from those sources, from JCNA approved Judging Judges' Guides or from specific portions of JCNA Seminar Technical Bulletins* is acceptable in validating such items. Factory items offered as standard must be correct for the year and model presented. (See Chapter VI, A.4, page 4 and Appendices C and E.) (2020 AGM)

- * Only that bulletin content, which quotes or copies information from the Jaguar Cars documents, listed in Table C-1, is permitted for validating feature and component authenticity.

*Chapter 3, N3, Page III-17***3. Entrant Documentation**

If an Entrant anticipates that a Judge may question the authenticity of particular features or components of their Jaguar, **it is advised that the Entrant bring official documents* to validate those items.** ~~bring that Entrant should, where feasible, bring official documents to validate those items.~~ If there is some aspect of their Jaguar that is unusual or difficult to imagine being authentic, it is incumbent upon the **Entrant** to prove its authenticity beyond a doubt. If the Entrant does not provide a convincing document or explanation, the Judge is free to draw his/her own conclusion. (~~see Appendix C~~) ***Appendix C (2020 AGM)**

*Chapter 3, N4, Page III-17***4. Entrant Showmanship**

No credit will **is to be** given or points deducted for an Entrant's showmanship in displaying the Jaguar, such as decanters, glasses or flowers in vases on the trays of the saloon models, horizontal alignment of the word "Jaguar" on hubcaps or any other special efforts or displays. Factory shop manuals and spares catalogues, along with introductory advertising brochures, are not to be judged, although they may be used for authenticity reference. **(2020 AGM)**

*Chapter 3, N5, Page III-18***5. Required Conversation Between the Judge and the Entrant**

Judge's questions may arise concerning originality or authenticity that **MUST** be discussed with the Entrant **~~BEFORE FINALIZING THE ACTUAL DEDUCTION~~** on the judging form. **(2020 AGM)**

Questions concerning an item's originality or authenticity **MUST** be discussed with the Entrant **~~BEFORE FINALIZING THE ACTUAL DEDUCTION~~** on the judging form. **(2020 AGM)**

If a Judge has any questions about an item's originality or authenticity, those concerns must be discussed with the Entrant before determining whether or not to make the corresponding mandatory deduction. (2020 AGM)

Chapter 3, N7b, Page III-18

- b. Failure to inform the Entrant of a deduction and/or secure the Entrant's initials will result in the deduction being invalidated. If the Entrant chooses not to initial the deduction, the Chief Judge should **is to** be informed immediately. **(2020 AGM)**

*Chapter 3, N6, Page III-18***6. Extraneous Conversation Between the Judge and the Entrant**

However well intended, Entrants must not engage in extraneous conversation with Judges during judging; such conversation slows the judging process. Some Entrants may see conversation with the Judge as an opportunity to "sell" the Jaguar or to excuse the appearance of an item. A vocal, persuasive, and persistent Entrant should be politely warned about disrupting and extending the process. If such behavior continues, judging should **is to** be suspended and the Entrant's conduct reported to the Chief Judge. (2020 AGM)

Chapter 3, N7c, Page III-18

- c. Refusal by the Entrant to acknowledge a non-authentic deduction by initialing it is grounds for the Entrant's disqualification. If the Entrant does not agree with the non-authenticity deduction, he or she should **is to** be informed that their initials do not constitute agreement with the Judge's assessment but instead, only that they were given the opportunity to produce **present documentation** to **validate** the authenticity **of the item**. Advise the Entrant that he or she has the right to lodge a protest and to present facts and/or documentation for the JCNA Protest Board's consideration. The Protest Board Chair's address is listed in the Jaguar Journal's club page and on the CONTACTS page of the JCNA web site. (2020 AGM)

Chapter 3, N6d, Page III-18

- d. **Be sure to consult with other Team Judges or the Chief Judge before asking the Entrant to remove items that are believed to be non-authentic.** (2020 AGM)

*Chapter 3, N8, Page III-19***8. Entrant Who Argues**

Judges should **are advised to** avoid confrontations with an Entrant who is prone to argue about all deductions. If the Entrant persists, they should **must** be referred to the Chief Judge and/or be politely reminded of their prerogative to file a formal protest (see Chapter IV, Heading J). (2020 AGM)

*Chapter 3, N9, Page III-19***9. Judge's Decision is Final**

The decision of the Judge(s) is **FINAL**. No A Judge should **is not to** be subjected to any pressure because of their scoring and application of the JCNA rules. (2020 AGM)

*Chapter 3, N10, Page III-19***10. Influencing Judges**

ANY ENTRANT, OR HIS/HER REPRESENTATIVE, WHO INTENTIONALLY TRIES TO INFLUENCE A JUDGE OR JUDGES BY OFFERING VERBAL OR WRITTEN INFORMATION OR BY DISPLAYING MATERIAL WHICH WOULD DISCREDIT ANOTHER ENTRY DURING THE CONOURS WILL **IS TO** BE DISQUALIFIED FROM THE CONOURS. (2020 AGM)

*Chapter 3, O1a, Page III-19***a. Resolving Complaints**

An Entrant or Entrants lodge on-site protests or complaints ~~relating~~ **that are related** to the consistency of judging. The Chief Judge and the Judges involved may choose to settle the issue with or without re-judging. In any case, the local **club's choice of** ~~option as to procedure will~~ **is to** prevail and the Chief Judge will **is to** make the final decision. (2020 AGM)

*Chapter 3, O1ab, Page III-19***b. Resolving Ties**

If two Jaguars in the same class, **at a club concours**, are awarded identical scores, ~~the~~ **those** cars may be re-judged; however, JCNA will **does** accept tie scores **from club concours**. (2020 AGM)

*Chapter 3, O1c, Page III-19***c. Resolving Protests**

Every effort ~~should~~ **is to** be made to resolve an Entrant's protest on-site. Protests that cannot be resolved ~~should~~ **are to** be dealt with according to the rules as set forth in Chapters I and IV.

*Chapter 3, O2, Page III-19***2. Leaving the Concours Field**

Except in unusual circumstances, competing Jaguars ~~should~~ **are** not **to** be allowed to leave the Concours field until the conclusion of the Concours or until judging and scoring have been completed in the class entered **or as determined by the Chief Judge**. Entries that leave the field prematurely ~~(for whatever reason)~~ **except due to unusual circumstances as determined by the Chief Judge** will **is to be** eliminated from the competition. ~~if those entries or the class in which they were entered require re-judging.~~ (2020 AGM)

*Chapter 3, P, Page III-20***P. COMPLAINTS AND PROTESTS**

Complaints or protests that cannot be resolved during the Concours, **are to be** **delt with** **utilizing** the Protest Procedures **as addressed in this section**. (2020 AGM)

Note: This section is also presented in the Entrant's chapter, Chapter IV.

*Chapter 3, P2, Page III-20***2. Settling On-Site Complaints or Protests**

If, during a Concours, an Entrant voices a protest or complaint relating to any aspect of the judging of the class or of their Entry, the Chief Judge and the Judges involved must strive to settle the issue courteously and fairly on-site, prior to the awards presentation. If warranted, re-judging the Entry, or the entire class, is an option. Local club procedures will **are to** prevail and the Chief Judge will **is to** make the final decision. ~~Complaints or protests that cannot be resolved may be dealt with through the Protest Procedures that follow.~~ **(2020 AGM)**

Chapter 3, P4b, Page III-20

- b. When an Entrant files the protest with the Protest Committee Chair, a copy must also be sent to the Chief Judge of the event. Following this procedure will help expedite the protest resolution process. ~~Where~~ **When** possible, investigation and **assistance in the** resolution of the complaint by the host club is encouraged. **(2020 AGM)**

*Chapter 3, P5, Page III-20***5. Concours Protest Committee and Unresolved Protests**

~~Only the JCNA Protest Committee has the authority to rule on unresolved Entrant procedural or administrative protests. Only Entrant protests regarding either scoring or procedural and administrative problems will be considered. The Protest Committee cannot the Judge scores if a rule was not broken.~~ **(2020 AGM)**

Only the JCNA Protest Committee has the authority to rule on:

- a. **Unresolved Entrant authenticity claims**
- b. **Judging procedures**
- c. **Administrative concerns**

The Protest Committee cannot **change a deduction by a** Judge if a rule was not broken. **(2020 AGM)**

*Chapter 3, P7, Page III-21***7. Non-Entrant Questions**

Anyone, whether a JCNA member or not, (who is not participating as an Entrant or representing an Entrant,) ~~with~~ that has a question regarding the conduct of a JCNA Concours or the application of Concours Rules, ~~should~~ **is to** address that question directly to the event Concours Chairperson or the Chief Judge. If the question is not answered to the member's satisfaction, it ~~should~~ **is to** be forwarded to either the **JCRC** or **the JCC Chair, as appropriate, for a response.** ~~JCNA Vice President. The Vice President may answer the question directly or refer it to the appropriate committee for a response.~~ **(2020 AGM)**

Chapter 4, Introduction, Page IV-1

Chapter IV. Instructions and General Rules for the Entrant

This chapter contains rules for the presentation of Entries and guidance for the interaction between the Entrant and the Judges during the Judging process. Entrants are especially encouraged to familiarize themselves with the contents of this chapter.

Concour Chairs are encouraged to include this chapter in the Entrant's packet. (2020 AGM)

Chapter 4, A1, 4th paragraph, Page IV-1

At the discretion of the host club, Jaguar dealers and professional restorers may be encouraged to present new, rare, or historically significant Entries and register them for Display Only Division. Display Only Jaguars shall **must** not be judged as part of the JCNA competition. (2020 AGM)

*Chapter 4, C4, Page IV-3***4. Small Compartments**

Gas cap lids, glove boxes, and similar covered compartments shall **are to** remain closed. The interiors of these compartments are not to be judged. The interiors of uncovered compartments, "cubbies" and under-dash shelves (as found on XK150s and Series 1 E-Types and MK 2s) are subject to judging. (2020 AGM)

*Chapter 4, C5, Page IV-3***5. Authentic Options**

Authentic options are listed in official Jaguar publications or official Jaguar sales literature. Only written proof from those sources, from JCNA approved **Judging Judges' Guides** or from specific portions of JCNA Seminar Technical Bulletins* is acceptable in validating such items. Factory items offered as standard must be correct for the year and model presented. (See Chapter VI, A.4 and Appendices C and E.) (2020 AGM)

* Only that bulletin content, which **directly** quotes or copies information from the Jaguar Cars documents, listed in Table C-1, is permitted for validating feature and component authenticity.

*Chapter 4, C6a, Page IV-3***6. Entrant Showmanship**

- a. No credit ~~will~~ **is to** be given or points deducted for an Entrant's showmanship in displaying the Jaguar, such as decanters, glasses, or flowers in vases on the trays of the saloon models, horizontal alignment of the word "Jaguar" on hubcaps or any other special efforts or displays. (2020 AGM)

Chapter 4, C6c, Page IV-4

- c. Entrants who wish **choose** to display previously won trophies must refrain from doing so until judging of their class has been completed. Trophies or awards won at the event may, at the Entrant's discretion, be displayed on the field after the awards ceremony. (2020 AGM)

*Chapter 4, D1, Page IV-4***D. PRESENTING THE JAGUAR FOR JUDGING - CHAMPION DIVISION****1. Tools and Owner's Manuals**

Tools (if appropriate to that model), jacking equipment, associated rolls, pouches, and containers plus other factory original accessories (grease guns, tire pumps, etc.) must be displayed. **If tools were optional for the model, they need not be displayed; however, if they are displayed, they will are to be subject to judging.** Owner's Manuals and any associated stowage pouches or sleeves ~~shall~~ **are** also **to** be displayed for judging. (2020 AGM)

*Chapter 4, D2, Page IV-4***2. Spare Tire**

Spare tires may remain in their normal stowed locations. ~~Where~~ **When** necessary, the Judge will **is to** request that the spare tire cover be removed in order to compare the tire size, type and make/brand with the road tires and examine it and the wheel's condition and cleanliness. The Judge ~~may~~ **is** NOT **to** request that the spare be removed to inspect the compartment. (2020 AGM)

*Chapter 4, E, Page IV-4***E. PRESENTING THE JAGUAR FOR JUDGING - DRIVEN DIVISION****Engine verification**

Before formal ~~Driven Division~~ judging of each Driven Division Entry begins, the Judges a member of **either the OV team or** the Judging team must **first** verify that it **the Entry** has a Jaguar engine (see Chapter II, Section A4, Page II-1). (2020 AGM)

*Chapter 4, F, Page IV-4***F. PRESENTING THE JAGUAR FOR JUDGING - SPECIAL DIVISION****Fire Extinguishers**

All competition cars in class S1/PD must be equipped with a fire extinguisher, if so supplied by the manufacturer when raced. All competition cars in class S2/Modified, must be equipped with fire extinguishers. **Verification of the fire extinguisher is judged by the Interior Judge.** (2020 AGM)

*Chapter 4, G4, Page IV-5***4. Judge Touching the Jaguar (2020 AGM)**

While judging is in progress, Judges are forbidden to touch the Jaguar without the Entrant's **prior** permission. (2020 AGM)

*Chapter 4, G5, Page IV-5***5. Required Conversation Between the Judge and the Entrant**

Judge's questions may arise concerning originality or authenticity that **MUST** be discussed with the Entrant **BEFORE FINALIZING THE ACTUAL DEDUCTION** on the judging form. (2020 AGM)

Questions concerning an item's originality or authenticity **MUST** be discussed with the Entrant **BEFORE FINALIZING THE ACTUAL DEDUCTION** on the judging form. (2020 AGM)

If a Judge has any questions about an item's originality or authenticity, those concerns must be discussed with the Entrant before determining whether or not to make the corresponding mandatory deduction. (2020 AGM)

Chapter 4, G6b, Page IV-6

- b. Failure to inform the Entrant of a deduction and/or secure the Entrant's initials will is to result in the deduction being invalidated. If the Entrant chooses not to initial the deduction, the Chief Judge ~~should~~ is to be informed immediately.** (2020 AGM)

*Chapter 4, G8, Page IV-6***8. Influencing Judges**

If, during the concours, an Entrant, or a person acting on behalf of a particular Entrant, intentionally offers a Judge or Judges unsolicited information, or displays material that would clearly discredit a competing Entry, the Entrant in question ~~will~~ is to be disqualified. (2020 AGM)

*Chapter 4, H2, Page IV-7***2. Leaving the Concours Field**

Except in unusual circumstances, competing Jaguars ~~should~~ are not to be allowed to leave the Concours field until the conclusion of the Concours or until judging and scoring have been completed in the class entered **or as determined by the Chief Judge**. Entries that leave the field prematurely ~~(for whatever reason~~ **except due to unusual circumstances as determined by the Chief Judge**) ~~will is~~ to be eliminated from the competition. ~~if those entrees or the class in which they were entered require re-judging.~~ (2020 AGM)

*Chapter 4, H3, Page IV-7***3. Returning Score Sheets to the Entrant**

The **winning** Entrants ~~will~~ are to be told their entry's score ~~but will not receive the score sheets at~~ by the end of the Concours. ~~day.~~ The Concours Chair or Chief Judge **MUST** send the original score sheets to **all** the Entrants, **as soon as possible but** no later than twenty-one (21) days after the Concours. **It is advisable that copies of the score sheets be kept for club records for at least one year following the concours.** (2020 AGM)

*Chapter 4, J7, Page IV-8***7. Non-Entrant Questions**

Anyone, whether a JCNA member or not, (who is not participating as an Entrant or representing an Entrant,) ~~with~~ that has a question regarding the conduct of a JCNA Concours or the application of Concours Rules, **should is to** address that question directly to the event Concours Chairperson or the Chief Judge. If the question is not answered to the member's satisfaction, it ~~should~~ **is to** be forwarded to either the **JCRC** or **the JCC Chair, as appropriate, for a response.** ~~JCNA Vice President. The Vice President may answer the question directly or refer it to the appropriate committee for a response.~~ **(2020 AGM)**

Chapter 5, A1, 3rd and 4th paragraphs, Page V-1

This Chapter provides guidelines as to what Judges ~~should~~ **are to** look at and generally what to look for. Items not up to the established **standard** must be assessed appropriate deductions (a review of the Chapter VI listings will provide reminders of **all** other items subject to judging). **(2020 AGM)**

Entries are judged “as presented”. There ~~will~~ **is to** be no allowances or exceptions for “en route damage”. **(2020 AGM)**

*Chapter 5, A2, Page V-1***2. Cleanliness and Condition**

With certain specific exceptions, each visible item on all Entries ~~should~~ **are to** be judged for condition and cleanliness. **(2020 AGM)**

*Chapter 5, A3, Page V-1***3. Authenticity**

- a. **Items on Champion and Driven Division Entries will also be judged for authenticity.**
Authenticity ~~will~~ **is to** be determined by judging individual components for: **(2020 AGM)**

Chapter 5, A3a Note, Page V-1

Note: A single item/component, judged to have more than one non-authentic issue, such as both wrong configuration and finish, ~~should~~ **must** only be given a single non-authentic deduction. However, the point deduction given ~~should~~ **must** be the one with the highest point value associated with the non-authenticity issues observed. **(2020 AGM)**

*Chapter 5, A3b, Page V-2***b. Replacement Parts**

Replacement parts, regardless of the manufacturer, are considered authentic only if they meet the exact specifications and appearance of the original item or material. **Items must be visually indistinguishable from the original.** (2020 AGM)

Exception: Replacement parts, still available from Jaguar Cars under their original Part Number but now having a different color or configuration than the original, **will are to** be accepted as authentic. (2020 AGM)

*Chapter 5, A3c, 2nd paragraph, Page V-2***c. Logos, Labels, Decals, and Dash Plaques**

Dash plaques commemorating JCNA concours or similar events, are allowed in Driven and Special Divisions only. Plaques ~~should~~ **are to** be neatly affixed to the dash or console. (2020 AGM)

*Chapter 5, A3e, Page V-2***e. Preservation Class**

Deduct for condition and cleanliness as in other classes. Components on Preservation Class entries that have been restored, refinished, or replaced ~~will~~ **are to** receive "Wrong" or Non-Authentic deductions. The words "Restored" or "Reconditioned" shall be synonymous with the words "Wrong", "Missing", "Incorrect" or "Non-Authentic" and cause the same numerical deductions. Items and areas that have only been partially restored ~~should~~ **are to** receive a percentage of the required Non-Authentic deduction. (2020 AGM)

*Chapter 5, A5a, Page V-2***5. Items Common to All Component Areas****a. Rubber Seals, Pads, and Weather Stripping**

Judge the authenticity of all rubber moldings, mounts, seals, pads, and weather stripping. Weather stripping and rubber moldings ~~should~~ **are to** fit uniformly and be clean, black, and not cracked or split. Generic after-market rubber seals ~~should not~~ **are not to be used to replace** ~~be found in place of~~ original molded seals. (2020 AGM)

*Chapter 5, A5c, Page V-3***c. Striker Plates, Latches, and Support Rods Chips and Stains**

Do not deduct for paint chips, plating wear, or stains caused by latch mechanisms, rubber bumpers, or support clips where metal or rubber contact is made. This includes bonnet, door, and boot lid latches, striker plates, and support rods. The finish or plating on other portions of the item ~~should~~ **are to** be of good quality. This does not include chipping or rubbing caused by parts or assemblies that are misaligned. (2020 AGM)

*Chapter 5, A6, Page V-3***6. Batteries and Battery Compartments**

See Chapter VI, Table G, Interior, Page VI-15 **(2020 AGM)**

Chapter 5, B, Note 2, Page V-3

Note 2: LED replacement bulbs: There ~~will~~ **is to** be no penalty for replacing original light bulbs with LED **bulbs**. However, the exteriors and lenses of all ~~lights/lamps~~ **light assemblies** must appear as original/authentic. **(2020 AGM)**

*Chapter 5, B1, Page V-3***1. Horns**

Two electric horns were supplied on all models, one high note and one low note. Ask the Entrant to operate the horns as long or as often enough to determine that both horns are working and to confirm that both a high and low note are heard. If one or both horns do not work, the appropriate **non-functional** deduction ~~should~~ **is to** be made. If non-Jaguar horns are heard, or if both horns work, but sound the same note, the appropriate **non-authentic** deduction ~~should~~ **is to** be assigned by the appropriate judging team. **(2020 AGM)**

*Chapter 5, B9, Page V-4***B. OPERATION VERIFICATION (FUNCTIONAL ONLY)****9. Four-way Flashers**

Check the operation of four-way flashers for vehicles from November 1965-on. (2020 AGM)

*Chapter 5, C1, Page V-4***C. EXTERIOR****1. Body, Doors, Bonnet, Sun Roofs and Boot Lid****Body Panels**

Individual body components ~~should~~ **are to** fit well, with a uniform gap between them and adjacent panels or structures. Check panels for authenticity of shape and material (i.e., no fiberglass). Look for excessive misalignment, protrusion, or contact around doors, bonnet, and boot lid. Check for rust and dents and determine if the body has been altered from the original design in any respect. Inspect for items, which have split, cracked, or separated. Check welded, brazed, or leaded body panels, for separation or stress fractures. **(2020 AGM)**

Chapter 5, C1, Note, Page V-5

Note: Many early XK and prior series Jaguars were manufactured with a certain amount of misalignment between the doors, the fenders, the bonnet, the boot lid, and the adjacent body panels. ~~Judges must learn how much misalignment is considered acceptable.~~ **It is advisable to discuss deductions for misalignment with other team members before a deduction is determined.** Deduct **only** for excessive misalignment. **(2020 AGM)**

*Chapter 5, C1, Note, Page V-5***2. Paint Finish****a. Paint and Body Work**

Judge the exterior finish for runs, sags, orange peel, nicks, blisters, ripples, dents, stone chips, scratches, checking, or crazing of the paint. Consider the overall appearance while judging for authenticity of color. **There is no deduction for type of paint.** Colors must be reasonably close to production standards for year and model. Metallic colors or two-tone color schemes must adhere to factory standards. Non-production colors must be documented by the car's JDHT certificate, as having been an original factory-applied color. Check for overspray on chrome trim, weather stripping, mounting pads, moldings, and doorjamb, etc. Observe and deduct for mis-matched body colors. Visible touch-up or other obvious repair of chips and paint damage ~~should~~ **are to** be given appropriate deductions. **(2020 AGM)**

*Chapter 5, C2b1, Page V-5***b. Protective Clear Bras/Coverings**

- 1. Driven Division:** Entries are allowed protective clear bras in frontal areas, forward of the front door ("A") posts, without a non-authentic deduction. Protective clear coverings in other exterior areas are non-authentic and ~~shall~~ **must** be assessed the prescribed deductions. Where present, all clear bras/coverings ~~will~~ **are to** be judged to the same cleanliness and condition standard as the paint finish. The surfaces, finish, and/or hardware, covered by/beneath the clear covering, ~~shall~~ **must** also be judged for cleanliness, condition and authenticity. **(2020 AGM)**

Chapter 5, C2b2, Page V-5

- 2. Champion Division:** Protective clear bras/coverings, wherever located, are non-authentic and ~~shall~~ **must** be assessed the prescribed deductions. Wherever a clear bra/covering is found, both its surface, and the surface it covers, ~~will also~~ **are to** be examined and deductions made for cleanliness, condition, and authenticity discrepancies, when noted. **(2020 AGM)**

*Chapter 5, C2c, Page V-5***c. Body Stripes (Coach Lines)**

Determine whether body stripes are appropriate for the model.

- If body stripes (coach lines) are appropriate and present on the car, evaluate the authenticity of their position, color and composition.
- If body stripes ~~should be on~~ **are original to** the model but are **missing**, assign the mandatory non-authentic deduction. **(2020 AGM)**

*Chapter 5, C2d, Page V-6***d. Preservation Class - Fit and Finish**

Restored paint (percentage of restoration shall be determined by the Exterior Judge) ~~shall~~ **must** be treated the same as "Wrong Color". Body stripes ~~should~~ **are to** be evaluated as in C. 2 b) above. New body stripes ~~shall~~ **must** receive a non-authentic deduction. **(2020 AGM)**

*Chapter 5, C4a, Pages V-6 and V-7***Preservation Class - Chrome Work**

Judge in the same manner as paint, e.g. restored chrome receives the same deduction as "Wrong" or "Missing". ~~Scratches on restored chrome will are to receive additional deductions.~~ (2020 AGM)

Restored chrome may receive additional deductions for cleanliness and condition.
(2020 AGM)

Note: Original British chrome work tended to have more of a bluish tint than its North American counterpart. ~~No deduction should be taken for slight color differences.~~ **Do not take any deductions for slight color differences in the original British Chrome.** (2020 AGM)

*Chapter 5, C6, Page V-7***b. Leapers**

Check for Leapers. Leapers on Series 1, 2 and 3 XJ and XJ40/XJ81 Style Saloons are considered acceptable North American Jaguar Cars accessories. In 1994, X300 model saloons, exported overseas, were the first to be offered with the Jaguar Cars Ltd. redesigned "safety" Leapers. **Leapers were never officially offered for XK 120s, XK 140s, E-Types, XJSs or newer XKs and should be are to be judged as a non-authentic item when if present.** (2020 AGM)

*Chapter 5, C4d, Page V-7***d. Windshield Wiper Arms and Blades**

Judge the wiper arms and blades. Early Jaguars with flat windshield glass ~~should~~ **are to** have single-piece stiff-backed wiper blades rather than the flexible-type used with multi-pieced blade supports on later curved windshields. Wiper blade brand names are not judged. (2020 AGM)

*Chapter 5, C5a, Page V-7***5. Hood, Hood Envelope, Side Curtains, & Tonneau**

Judge the appearance, frays, punctures, and tears. Check for correct materials.

a. Hoods

Check the hood for correct fit, style, and fasteners and the presence and correct installation of special trim such as pin beading (pin beading attached by visible screws is non-authentic). Judge the rear windows of OTSs and DHCs for correct size, configuration, fit, and material. The original OTS and DHC rear window and zipper configurations were often compromised on after-market hoods. Deviations from original ~~should~~ **are to** be assigned non-authenticity deductions. (2020 AGM)

*Chapter 5, C6, Page V-7***6. Electric Horns**

Two electric horns were supplied on all models. If non-authentic horns are visible during judging or heard during Operation Verification, the appropriate **respective** judging team shall **must** assign a non-authenticity deduction. (2020 AGM)

*Chapter 5, C7, Page V-8***7. Wheels**

Using Appendix B as a reference, judge the road wheels for correct style, size, type, and finish. Judges must be aware of the authenticity exceptions allowed for Driven Division Entries (Champion and Special Division Boot Judges will **are to** judge the spare wheel and tire). (2020 AGM)

Chapter 5, C7b, Note, Page V-8

Note: If, during a Judge's normal inspection of wheels and tires, inside portions of the wheel, or its brake components, are plainly visible through the spokes/openings in the wheel, those areas and components, may be judged for CLEANLINESS ONLY, NOT condition and NOT authenticity unless specified otherwise in the applicable Judging **Judges'** Guide. Light/small amounts of brake dust are excluded. Please don't confuse cleanliness and condition, i.e. rust is a condition, not a cleanliness issue. (2020 AGM)

The tires and the face of the wheel and its lugs, emblems, knock-offs, **valve stem caps, wheel** trim, and/or hub caps ~~should continue~~ **are** to be judged for authenticity, cleanliness and condition, in accordance with the Champion and Driven Division rules. (2020 AGM)

*Chapter 5, C7d, Page V-8***d. Wheel Lug Nuts, Hubcaps, and Emblems**

Judge the lug nuts, hubcaps, and wheel center emblems. All wheel trim must match. Mismatches shall **must** be assigned non-authentic deductions. (2020 AGM)

*Chapter 5, C9c, Pages V-9 and V-10***9. Tires****a. Champion Division**

Using Appendix B, the Entrant's Owner's Manual, or the Entry's Tire Data Plate, judge Champion Division tires for authenticity (see Chapter VI. Heading F., Note n., page VI-12). Any brand is acceptable. **Cars less than 15 years old must have tires whose speed ratings are equal, equivalent, or superior to their original tires** (see Appendix B). All judged tires' brand, size, construction, tread pattern, sidewall, and speed rating must match (an exception to this rule occurs with some of the newest cars, where the front and rear tires may be a different size). It is the responsibility of the Exterior Judge to judge the road tires. For Champion and Special Divisions, the Boot Judge checks the spare tire. Both Judges ~~should~~ **are to** work together to verify their findings. **(2020 AGM)**

b. Driven Division

Tires of any brand, type, or profile, having the original inside diameter are acceptable. Road tires must be of matching brand, type, and profile. Cars less than 15 years old must have tires whose speed ratings are equal, equivalent, or superior to their original tires (see Appendix B).

c. Condition and Sidewalls

All tires subject to judging ~~should~~ **are to** be judged for weather checking, excessive tread wear and blemishes. Depending on the era, many Jaguars were available from the factory with either white wall or black wall tires. **(2020 AGM)**

Champion Division: There ~~shall be no~~ **must not be any** deduction for an Entrant's choice of white or black sidewalls provided they are in keeping with the vintage of the Jaguar and are specifically authorized/listed in the applicable Jaguar Spare Parts Catalogue for the Entry. **(2020 AGM)**

Redline Sidewalls: Redline sidewalls were never offered by Jaguar and are considered non-authentic in Champion Division only. (Redline tires may be reversed to show their black side only.) Any brand is acceptable. The standard industry tire sizes, appearing on the tire sidewalls, are acceptable proof of correct size without further measurement. (Original tire sizes are listed in Appendix B) **(2020 AGM)**

Driven Division: There ~~shall be no~~ **must not be any** deduction for an Entrant's choice of ~~white or~~ **black, white or redline** sidewalls provided they are in keeping with the vintage of the Jaguar. **(2020 AGM)**

Note: Acceptable tread wear ~~may~~ **can** be determined by observing the tread wear indicator bands or by using a coin or other device to measure that the shallowest tread groove is at least 1/16" deep. Inner sidewalls of road tires are not judged. **(2020 AGM)**

Chapter 5, C9d, Page V-9

Information regarding Valve Stem Caps has been moved to last page of Appendix B

d. Tire Valve Stem Caps

See the last page of Appendix B (2020 AGM)

*Chapter 5, C10, Page V-9***10. License Plate Brackets and Mountings**

All models delivered to North America were provided with a prepared bumper location or specific devices necessary for mounting a front license plate. If an Entry does not have a front license plate mounted, and is a model originally delivered with separate license plate mounting devices, those devices must be displayed either on or off the car. Check the license mounting devices for authenticity. If an official license plate is not required, a “Jaguar” or club plate may be displayed without a non-authentic deduction. License plates ~~will~~ **are** only **to** be judged for cleanliness, **NOT** condition. (2020 AGM)

*Chapter 5, C11, Page V-10***11. License Plate Frames and Plate Clear Covers**

Champion Division: Plain license plate frames or those advertising current or past Jaguar dealerships, JCNA, JCNA Affiliates, or promoting the Jaguar marque are accepted. Frames may be of any material. All other license plate frames ~~will~~ **are to** be scored as non-authentic unless the Entrant can document that Jaguar Cars Ltd., Jaguar Cars Inc., or Jaguar Canada Inc. offered them for that specific **year and** model. ~~and Model Year.~~ (2020 AGM)

Clear plastic or glass license plate covers are allowed and, ~~if-when~~ present, ~~will~~ **are to** be judged for cleanliness and condition. (2020 AGM)

Driven Division: License plate frames and/or covers ~~will~~ **are** only **to** be judged for cleanliness and condition. (2020 AGM)

*Chapter 5, C12, Page V-10***12. Chassis, Body Posture, and Ride Height**

Examine the ~~Entry's~~ body posture **of the Entry** to determine ~~that if~~ the car stands **at a proper factory level**. ~~as level as you have been accustomed to seeing.~~ Neither the front nor the rear ~~should~~ **are to** be excessively high or low. The differences may frequently be noted by comparing the vertical distance between the tops of the tires and the lower edge of the wheel arch. It is common for cars to be presented with mis-adjusted torsion bars and or rear leaf springs that are worn, ~~and sagging or broken~~, or, in contrast, leaf springs that have been re-arched or replaced and cause the rear of the car to sit too high. (See Chapter VI. F. Item 14, Note d., page VI-9) (2020 AGM)

This deduction ~~should~~ **must** be applied to cars whose front, rear, or overall posture or ride height is **MARKEDLY** higher or lower than specification. *(This problem is most often seen on cars that have been re-sprung, or whose torsion bars are seriously misadjusted **or fatigued.**)* (2020 AGM)

*Chapter 5, D1, Page V-10***D. INTERIOR****1. Door Shut Panels, Hinge Panels, Hinge Panel Switches, Conduit Protectors and Sills**

The Interior Judge shall **must** check the edges of all doors; the door shut faces, hinge panels, sills, their attachments, and components for authenticity, condition and cleanliness. Be alert for excess hinge lubrication, sill and shut panel damage from door misalignment, and damaged or incorrect rubber wire conduits. (2020 AGM)

*Chapter 5, D2a & D2b, Page V-10***2. Woodwork, Vinyl and Leather****a. Woodwork**

Finishes on actual and simulated wood trim ~~should be shiny~~ **must appear as original**, without mars or scratches. Check for peeling, cracking, and separating of the laminated layers of wood or simulated wood. Refinished surfaces that appear to have heavy, plastic-looking coatings are non-authentic on early models. (2020 AGM)

b. Interior Trim

Judge leather, fabric, or vinyl trim, piping, and panels for wrinkles, scuff marks, correct fit, and secure attachment. Fasteners ~~should be~~ **must be** present in the original **in** number, style, size, and finish. (2020 AGM)

*Chapter 5, D5b, Page V-11***b. Overmats (Footwell Rugs)**

All Series III XJ Vanden Plas and Sovereign (6 and V12) were fitted at the factory with (3) “fleece” overmats for the passengers; modern XJ, XK, S-Type, and X-Type models were factory fitted with either fleece or carpet overmats for the driver and passenger(s). All factory fitted overmats shall be presented for cleanliness and condition judging outside the Entry and shall be assigned a non-authentic deduction if missing. ~~The Entrant must remove non-authentic overmats; they are not judged, but they shall be assigned a non-authentic deduction if not removed.~~ **Although non-authentic overmats are not judged, the Entrant must remove non-authentic overmats, so the original carpeting can be judged.** (2020 AGM)

*Chapter 5, D6c, Note, Page V-12***c. Steering Wheel**

Check whether the steering wheel is correct for the model; is it the original diameter or has the diameter been altered? If its rim is made of wood, look for separation of the laminated layers and cleanliness of the aluminum spokes. If the wheel rim is made of other material, look for chips, nicks, cracks, or scratches. If the wheel is wrapped, is the wrapping a factory accessory or after-market?

Note: There are a number of factory-wrapped steering wheels, see item Ch III, N7d, page III-18 before making any deductions. (2020 AGM)

*Chapter 5, D8a, Note, Page V-12***8. Seats, Squabs, Head Rests, and Belts****a. Seats and Squabs, Head Rests**

Check for correct color, design, and material (e.g., number of pleats, smooth or perforated, leather or vinyl). Look for tears, discoloration or fading, cracks, and peeling. Judge the seat backs as well.

Note: Under normal operations, some hood sticks, seat rails, seat belts and other protrusions may leave impressions in carpeting, seat backs, or other adjacent soft materials. Such depressions **should are not to** be judged as flaws unless the material has been punctured or permanently damaged. **(2020 AGM)**

*Chapter 5, D8c, Page V-12***c. Seat Belts**

Judge factory-installed seat belts for correct hardware, fasteners, and retractors as appropriate. It is acceptable for seat belts to be installed on models not originally equipped with them; however, the belts must be neatly installed and their hardware appropriate to the vintage, i.e. early cars **should are not to** have automatic belts or large mechanical retractors. **(2020 AGM)**

*Chapter 5, D9, Page V-12***9. Small Compartments**

Glove boxes and other interior compartments with doors ~~shall~~ **are to** remain closed. The insides of these compartments **are not** judged (XK 120 battery compartments are an exception). Storage areas without doors **are** judged. **(2020 AGM)**

*Chapter 5, D10, Page V-13***10. Batteries and Battery Compartments**

See Chapter VI, Table G, Note a, Page VI-15 (2020 AGM)

~~(Batteries are not judged in Driven Division nor on XK140's or XK150's.)~~

a. ~~XK 120 Models~~

~~The Interior Judge should ask the Entrant to open the XK 120 battery compartment, located behind the seats. FHC's and DHC's have a hinged panel, which may be unfastened and tipped forward for the batteries to be inspected. The separate battery cover on the XK 120 OTS's should be unfastened and either tipped forward or removed for battery inspection. The Judge should examine the general area, the configuration of the two 6-volt batteries, the LUCAS bakelite covers, the visible cables, and the battery hold-downs. The battery cable ends of XK 120's are not judged unless the battery covers are missing.~~

b. ~~Other Models~~

~~In accordance with Chapter V, A.6., Page V-13, Entrants should be asked to remove the cosmetic or protective covers from the batteries. (Battery covers which are screw-fastened or clamped to the battery or its hold-down should not be removed.) Judge the general area, the battery configuration, its style, cover, the positions and type of its terminals, the visible cables, the battery hold-down and the battery cable ends.~~

*Chapter 5, D11, Page V-13***11. Tool Kits**

MK VII, MK VIII, and MK IX Jaguar **saloons** had tool kits in both the driver and the passenger door panels. When judging cars with this configuration, the Boot Judge will **is to** judge the tools. (2020 AGM)

*Chapter 5, E2c, Page V-13***c. Preservation Class - Tools**

A repainted jack or ~~other tools will~~ **any** other tool **is to** receive the same deduction as "Wrong" or Non-Authentic. (2020 AGM)

*Chapter 5, E2d, Page V-14***d. Jacks and Jack Handles**

The Entrant ~~should~~ **is to** display or, otherwise, make the jack and jack handle visible for judging. In those instances where the jack and jack handle are stowed behind the spare tire, the Entrant ~~may~~ **is to** either remove them beforehand or, when the Boot Judge is present, loosen the spare tire hold-down and raise or tip the tire in order for the tools to be viewed and judged. (2020 AGM)

*Chapter 5, E2e, Page V-14***e. Optional Tool Kits**

Some models, particularly the XJ series and **1968 and later production E-Types** were not delivered **to the US market** with tool kits; however, kits were available as an option. If an Entrant chooses to display an **optional, authentic** tool kit, ~~it will be~~ subject to judging **it is to be judged**. (2020 AGM)

*Chapter 5, E2f, Page V-14***f. Owner's Manual and Additional Paperwork**

Judge the owner's manual and its pouch for authenticity, condition, and cleanliness. The vinyl and plastic stowage pouches can become very brittle with age. The Judge **is not to** handle the manual; its authenticity is judged by its size, its color, and its cover. If the owner's manual is in a pouch, and its cover cannot be clearly seen, the Entrant **must** be asked to remove it for judging. Additional paperwork originally supplied with the Jaguar may be displayed, but additional paper work, including, but not limited to, factory shop manuals, spares catalogues, and advertising brochures, **are not** judged; however, if required, the Entrant may use them as authenticity references. (2020 AGM)

Note: Refer to **the respective** model specific Judge's Guide for further information on judging the Owner's Manuals. (2020 AGM)

*Chapter 5, E3, Page V-14***3. Spare Tire, Wheel & Cover**

The Boot Judge checks the authenticity of the spare tire and wheel independent of the road wheels. If Appendix B indicates that the spare wheel and/or tire ~~should~~ **is to** match the road wheels, they ~~should~~ **are to** be compared. On some models, it is possible for the spare wheel and/or tire to be authentic without matching the road wheels or tires. It is also possible for the wheel to be authentic but the tire to be non-authentic and vice-versa. (2020 AGM)

*Chapter 5, E3a, Page V-14***a. Spare Tire**

Where full sized spares are present and are correct, as verified by Appendix B or the Owner's Manual, the spare tire ~~should~~ **must** be of identical brand, tread pattern, speed rating and size as the tires mounted on the road wheels. Some newer model Jaguars are not fitted with spare tires but **are instead supplied with** "Fix-a-Flat" or other similar products. (2020 AGM)

*Chapter 5, E4, Page V-15***4. Battery (~~Batteries are not judged in Driven Division~~)**

See Chapter VI, Table G, Note a, Page VI-15 (2020 AGM)

~~In accordance with Chapter V, A.6, Page V-3, Entrants should be asked to remove the cosmetic or protective covers from the batteries. (Battery covers which are screw fastened or clamped to the battery or its hold-down should not be removed.) Judge the general area, the battery configuration, its style, cover, the positions and type of its terminals, the visible cables, the battery hold-down and the battery cable ends.~~

*Chapter 5, E5, Page V-15***5. Electric Vehicles**

Accessories, such as charging equipment or mesh cargo net (not perinatally attached), must be displayed outside the car. Any boot floor protection trays must be removed and displayed outside the vehicle. (2020 AGM)

*Chapter 5, F1, Page V-15***1. Plated and Painted Fasteners, Caps, Covers, Piping, Handles, etc.**

Judge the chrome, cadmium, and plated nuts, bolts, gas lines, exhaust covers, oil and transmission dip stick handles, valve or camshaft covers, radiator and overflow tank caps, hydraulic lines, fuel and air piping, air conditioning metal tubing, hose clamps, etc. Check for non-standard plating or removal of original light plating or paint finishes. Much of the standard gold/yellow and silver cadmium plating was quite coarse and its surface appeared somewhat granular. Normal cleaning and polishing ~~should~~, at best, ~~only produce~~ **must produce only** a satin granular finish. High-gloss mirror-finish cadmium plating is non-authentic. (2020 AGM)

*Chapter 5, F3a, Page V-16***3. Engine Basic Components and Belt-driven Accessories****a. Engine Head and Block**

Judge the engine head and block for correct application, size, and finish. Check for coolant, oil, or fuel leaks. Judge all visible components: oil filter, air pumps, power steering pumps, compressors, etc. Is the paint on the head an authentic color? If necessary, refer to the Head Color Table in Chapter VI or to the appropriate model-specific Judging Judges' Guide for a listing of head colors. Are the correct number and types of belts present? **(2020 AGM)**

*Chapter 5, F3b, Note, Page V-16***b. Carburetors, Fuel Injection, and Fuel and Air Filters**

Check that the carburetors are the correct models and configuration for the Entry. Are the correct manufacturer's identifying tags in place? Are the correct air cleaners, associated ducting, and decals present?

Note: SU Carburetor (triangular) Float Bowl tags ~~should not appear on~~ **are not fitted to** XK 120 or XK 140 H6 carburetors. The tags ~~should~~ **are to** be considered optional on XK 150's and other HD carburetor-equipped Jaguars. **(2020 AGM)**

*Chapter 5, F3c & F3c Note 2, Page V-16***c. Porcelainized and Non-Porcelainized Exhaust Manifolds**

Judge porcelain-coated manifolds for blisters, crazing, or rust. All post-war models, up through 1969, are believed to have originally had porcelain coated exhaust manifolds. (Please consult the applicable model-specific JCNA Judging Judges' Guide or JCNA Seminar Technical Bulletin for possible exceptions.) Judge the manifold covers and crossovers. A plain coarse finish or a light coat of rust is authentic on factory non-painted or non-porcelainized manifolds. **(2020 AGM)**

Note 1: When referring to exhaust manifolds, the British term "Vitreous enamel" equates to the North American term "porcelain".

Note 2: Preservation Class - Exhaust Manifolds

Re-porcelainized exhaust manifolds ~~will~~ **are to** receive Non-Authentic deductions. Original porcelain coated manifolds ~~will~~ **are to** receive deductions in proportion to the amount of coating that is missing. **(2020 AGM)**

*Chapter 5, F3d, Page V-16***d. Down Pipes**

A plain dark finish or light coat of rust is acceptable on mild steel down pipes. Stainless steel down pipes ~~should~~ **are not to** appear polished; they may have moderate discoloration or be darkened to resemble mild steel on those models, which were not originally equipped with stainless steel. **(2020 AGM)**

*Chapter 5, F4, Page V-17***4. Cooling System and Air Conditioning Components****a. Radiator and Heater Hoses, Tubing, and Clamps**

Judge all hoses and hose clamps. Original molded or pre-formed curved hoses **should are not to** be replaced with universal ribbed flex hoses. (Hoses must be black and clean, with no visible cracking.) Stockinet covering is **not** required. Original type air conditioning hoses **should are not to** have their original swaged end fittings replaced by hose clamps. All hose clamps **should are to** be as original with the correct finish, adjusting band, shape and style of the adjusting screw head (see Chapter VI. Heading I. Note e., Page V-16) (2020 AGM)

*Chapter 5, F5, Note, Page V-17***5. Generators, Alternators, Regulators, Relays, Wiring, and Battery****Note: Preservation Class - Expendable Items**

Non-Authentic deductions will are not to be assigned for mechanical components such as generators, alternators, and compressors that have been replaced; however, the replacements must be identical to the original. (2020 AGM)

*Chapter 5, F5c, Page V-17***c. Battery (Batteries are not judged in Driven Division.)****See Chapter VI, Table G, Note a, Page VI-15 (2020 AGM)**

~~In accordance with Chapter V, A.6, Page V-3, Entrants should be asked to remove the cosmetic or protective covers from the batteries. (Battery covers which are screw-fastened or clamped to the battery or its hold-down should not be removed.) Judge the general area, the battery configuration, its style, cover, the positions and type of its terminals, the visible cables, the battery hold-down and the battery cable ends.~~

*Chapter 5, F6, Page V-18***6. Data Plates**

As originally fitted, the Jaguar Cars Ltd. vehicle data plate is exclusive to each Entry and lists the original Chassis, Body, Engine, and Gear Box serial numbers. In acknowledgement of the uniqueness of data plates, Judges should **must** not assess condition deductions for original data plates provided they retain their original shape and all of the stamped numbers are legible. All data plates and their fasteners should **are to** be checked **judged for cleanliness and** for authenticity.

*Chapter 6, A3, Page VI-1***3. Configuration Allowed**

JCNA Concours Entries ~~will be~~ **are** allowed to be configured with any items, listed in the relevant Jaguar Cars Ltd. Parts Book, and applicable to the model, year, chassis and engine number of the vehicle, subject to the following exception: **(2020 AGM)**

There ~~may~~ are to be no fewer emission control devices and elements on each Entry, than Jaguar Cars Ltd. originally authorized for the model, year and country for which the car was initially prepared.

*Chapter 6, A4c, Page VI-1***4. Authenticity Documentation**

Authentic parts, options, and configurations are only those listed and/or illustrated in:

- a. Official Jaguar Cars Ltd. - Parts Books, Service Manuals and Owner's Manuals;
- b. Jaguar Cars Inc. and Jaguar Canada Inc. Sales Literature and Accessory Brochures;
- c. Official JCNA model-specific Judging Judges' Guides. **(2020 AGM)**
- d. JCNA Seminar Technical Bulletins*, where the content **directly** quotes or copies Jaguar Cars or certain JCNA publications, (see Appendix C, Tables C-1 and C-3).

- * Only that bulletin content, which quotes or copies information from the Jaguar Cars documents, listed in Table C-1, is permitted for validating feature and component authenticity.

Chapter 6, A5d, Page VI-2

- d. Unusual components, configurations or accessories, ~~will~~ **are to** be scored as non-authentic unless the Entrant can document that they were offered by Jaguar Cars Ltd., Jaguar Cars Inc. or Jaguar Canada Inc., for that specific model, chassis or engine number. **(2020 AGM)**

Chapter 6, A5d, Note 1, Page VI-2

- Gearshift Knobs
- **Side View Mirrors (2020 AGM)**

(The JCNA model-specific Judging Judges' Guides or JCNA Seminar Technical Bulletins* will also advise which items and configurations are acceptable.) **(2020 AGM)**

Chapter 6, A5d, Note 2, Page VI-2

Note 2: Most notable among the accessories, offered by Jaguar Cars Inc. and Jaguar Canada Inc. but NOT by Jaguar Cars Ltd., are bonnet-mounted Leapers/Mascots. Between 1970 and 1994 Jaguar Cars Ltd. discontinued leapers on all models. During that period, NO official Jaguar Cars Ltd. publications listed leapers/mascots in any production model Parts Books. At the same time, North American dealers responded to customer's demands and, upon request and otherwise, installed Leapers on Series 1, 2 and 3 XJ6 and XJ40/XJ81 Style Saloons. In 1994, X300/X305 model saloons, exported overseas, were the first to be offered with the Jaguar Cars Ltd. redesigned "safety" leapers. **Leapers were never officially offered for XK 120s, XK 140s, E-Types or XJSs and should be are to be judged as non-authentic when if present. (2020 AGM)**

*Chapter 6, A6, Page VI-3***6. Replacement Parts**

Replacement parts, regardless of the manufacturer, are considered authentic only if they meet the exact specifications and appearance of the original item or material. **Items must be visually indistinguishable from the original. (2020 AGM)**

Exception: Replacement parts, still available from Jaguar Cars under their original Part Number but now having a different color or configuration than the original, **will are to be accepted as authentic (2020 AGM)**

*Chapter 6, A8, Page VI-3***8. Display of Accessories**

The fact that some accessories are officially offered, by Jaguar Cars Inc., Jaguar Canada Inc. or Jaguar Cars Ltd., does not make them appropriate to be in place during judging at a JCNA concours. To avoid related deductions, non-permanent accessories protecting the car's original equipment, such as floor mats, seat covers, steering wheel wraps, etc. **should are to be removed prior to presenting the Entry for judging.** The Judge shall also request that the Entrant remove all non-factory accessories such as stuffed animals before judging commences. Such items, if left in place, **will are to be considered non-authentic and assigned an appropriate deduction. (2020 AGM)**

*Chapter 6, A9, Page VI-3***9. Safety Equipment**

Certain countries, states and provinces require specific safety equipment on vehicles registered there. Entrants are expected to install whatever items, such as seat belts, which are required to legally operate their cars in the countries, states or provinces where they are registered. Such "safety" items **will are not to be judged as non-authentic;** however, the Entrant may be asked to document the requirement. The installation of such items **should are to be neat and clean, and accomplished with care and in good taste. (2020 AGM)**

*Chapter 6, A10, Page VI-3***10. Component Legitimacy**

JCNA Judges ~~may~~ **are** ONLY **to** base their deductions on the non-authenticity of the component or accessory being examined, NOT on their personal understanding of the item's legality or illegality under any local, state, provincial, federal, or international law or regulation. (2020 AGM)

*Chapter 6, B1a, B1b, B1c, Page VI-4***B. NON-AUTHENTICITY****1. Non-Authenticity**

- a. Any items, **not** listed in the relevant Jaguar Cars Ltd. Parts Book, as applicable to the model, year, chassis and engine number of the vehicle, **will are to** be considered to be **non- authentic**. (2020 AGM)
- b. Any part that is missing or that is the wrong style, type, model, size, configuration, shape, match, color, finish, material or pattern, or is wrongly positioned, **is to be** considered **non-authentic**. (2020 AGM)
- c. Devices or elements **missing**, from among those Jaguar Cars Ltd. originally installed to meet the emission control requirements of the country for which the model was initially prepared, **will are to** be considered non-authentic. (2020 AGM)

Note: See Chapter III, N6d, page III-18.

*Chapter 6, B2, Page VI-4***2. Better than Original**

Many cars ~~may be~~ **are** restored to a level that their "fit and finish" are superior to original factory standards. **These cars should are to be given neither deductions nor extra credit for this achievement.** Older Jaguars whose "fit and finish" approximates original factory standards (known to be less than perfect) ~~should~~ **must not** be given deductions for **those** acknowledged production shortcomings. (2020 AGM)

*Chapter 6, B3, Page VI-4***3. Plated Surfaces**

Metal surfaces ~~should~~ **are to** appear as original, e.g. cadmium ~~should~~ **is** not be replaced with chrome. Brass fittings that were originally lightly plated with nickel or cadmium ~~should~~ **are not to** have their plating removed by buffing or polishing to expose the base metal. (2020 AGM)

*Chapter 6, B4, Page VI-4***4. Over-Restoration**

Smoothing and bright polishing of originally unplated, uncoated, or unpainted metal components (such as early aluminum cam covers and manifolds) is allowed but will be given no extra credit. **A component, whose original paint, plating or coating of zinc, nickel, cadmium, yellow chromate, etc., or whose original sand-cast-like coarse finish has been removed through polishing, or other processes, shall must be assigned a non-authentic deduction.** (2020 AGM)

*Chapter 6, C1, Page VI-4***C. ASSIGNING NON-AUTHENTICITY PENALTIES****1. Basis of Points Allocated to Each Item (2020 AGM)**

The number of deduction points, allocated to each listed component, is based on the characteristics of that component, including:

- a. Size
- b. Importance to the design
- c. Restoration effort required
- d. Uniqueness or rarity

*Chapter 6, C2, Page VI-5***2. Noting the Discrepancy and Informing the Entrant**

During the judging process, the Judge should make mental and/or written notes of those items believed to be non-authentic and, where appropriate **if necessary**, confirm **discuss those** findings with team members. As judging of the Entry nears completion, each Judge must **inform the Entrant** of any non-authenticity findings. ~~The Entrant may then offer documentation to prove the authenticity of any of the items cited by the Judge.~~ **Encourage the Entrant to provide documentation to prove the authenticity of any items so sited.** (see Chapter IV, Heading G. Rule 6, page IV-5). (2020 AGM)

*Chapter 6, C3, Page VI-5***3. Entering the Discrepancy and Assigning the Deduction**

~~Items proven to the Judge's satisfaction to be authentic should NOT be entered on the score sheet.~~ Items that the Judge determines to be **non-authentic** shall **must** be entered **listed** in the proper area of the score sheet and assigned the required point deductions. **The Entrant must initial each non-authentic deduction** (see Chapter IV, Heading G. Rule 6 Page IV-5). (2020 AGM)

*Chapter 6, C4, Page VI-5***4. Use only the exact deduction listed for the discrepancy.**

If the exact item is not listed, Judges ~~should~~ **are to** base their deduction on a similar item found on the list **of deductions for non-authentic items.** (2020 AGM)

*Chapter 6, C5, Page VI-5***5. Maximum Total Deductions for Non-Authenticity**


The total of non-authenticity deductions for items within a component area (Exterior, Interior, etc.) shall **must** not exceed the maximum deduction indicated: Interior 200; Exterior 200; Engine 200; Boot 100. These maximums are not based on the total deductions possible for each component area, but are a measure of the relative importance of that component's authenticity toward the overall score. (2020 AGM)

*Chapter 6, D1, Page VI-5***D. USING THIS GUIDE****1. Listings and Penalties**

The item listings have been expanded and include items previously omitted. The guide is to be used by all Judges for scoring non-authenticity penalties. **DO NOT** use deduction point values other than those listed. ~~Where no Maximum Deduction is listed, there IS NO maximum.~~ If more than one of the listed items is found to be non-authentic, the total number found ~~should be~~ **is** multiplied times the listed mandatory deduction for each, to determine the total deduction for the discrepancy. (2020 AGM)

Chapter 6, Exterior Table F, Item 24, Page VI-7

Moved “Fire Extinguisher for ...” from the Exterior Item Table to the Interior Item Table, line 19,
Chapter 6, page 14.

21. Exhaust or Tailpipe Tips/Ext./Assemblies	3.0 ea		
22. Exhaust Resonators	4.0 ea		
23. Fenders	8.0 ea	12.0	c
 24. Fire Extinguisher for Special Division S1/PD (See Chapter II, Sec. 4B, Notes 2a and 2b, Page II-9)	4.0 (2020 AGM)		
24. Grille, Primary	8.0		
25. Grille, Secondary and Grille Bars	4.0		
26. Gutters	3.0 ea		

*Chapter 6, Exterior Table F, Note d, Page VI-9***d. Chassis/Body Posture and Ride Height:**

(See Chapter V. C12, page V-10) (2020 AGM)

Chapter 6, Exterior Table F, Note e, Page VI-9

- e. Door Edge Protectors** These vertically mounted stainless or anodized black protectors were offered by Jaguar Cars Inc. for 1979-1992 XJ and 1976-1992 XJS models. If door edge protectors are installed on other models the Entrant must document that Jaguar Cars Ltd., Jaguar Cars Inc. or Jaguar Canada Inc. offered them, for that specific model, or they will **are to** be considered non-authentic. Where factory authorized **as noted above**, these protectors ~~should~~ **must** be installed on all doors. (2020 AGM)

Chapter 6, Exterior Table F, Note g, Page VI-9

- g. Leaper:** Leapers are non-authentic on all XK 120s, XK 140s, E-Types and XJSs. Leapers are "non-authentic but allowed" on all 1970-1994 Saloons. "Safety" leapers introduced on 1994, X300 model saloons and subsequent are considered authentic.

Leapers on Series 1, 2 and 3 XJ and XJ40/XJ81 Style Saloons are considered acceptable North American Jaguar Cars accessories. In 1994, X300 model saloons, exported overseas, were the first to be offered with the Jaguar Cars Ltd. redesigned "safety" Leapers. Leapers were never officially offered for XK 120s, XK 140s, E-Types, XJSs or newer XKs and should be are to be judged as a non-authentic item if present. (2020 AGM)

Chapter 6, Exterior Table F, Note h, Page VI-9

- h. License Plate Frames:** Plain license plate frames or those advertising current or past Jaguar dealerships, JCNA, JCNA Affiliates, or promoting the Jaguar marque are accepted. Frames may be of any material. All other Champion Division license plate frames **will are to** be scored as non-authentic unless the Entrant can document that Jaguar Cars Ltd., Jaguar Cars Inc., or Jaguar Canada Inc. offered them for that specific model and Model Year. Driven Division frames are only judged for condition and cleanliness. **(2020 AGM)**

Chapter 6, Exterior Table F, Note j, Page VI-9

- j. Body Stripes (Coach Lines).** Where offered, factory applied and authentic optional body stripes (Coach Lines) consist of one or two narrow, closely spaced stripes complimenting or contrasting to the body color (see applicable Judging Judges' Guides, JCNA Seminar Technical Bulletins* and Factory Brochures for additional details). Body stripe (Coach Line) embellishments such as initials, monograms, leapers, scrolls, etc. are non-authentic.

- * Only that bulletin content, which **directly** quotes or copies information from the Jaguar Cars documents, listed in Table C-1, is permitted for validating feature and component authenticity. (2020 AGM)

Chapter 6, Exterior Table F, Note l, Page VI-11


- l. Side Protective Moldings:** These protective accessories were offered by dealers in North America, beginning in September of 1977, for the XJ6/12 and the XJ-S. Mounted along the side of the body, the moldings consist of metal extrusions with vinyl inserts, capped at each end by chrome finishers and attached with rivets or adhesive. The moldings were available in white, black, silver, blue, dark brown, caramel brown, green, or red. Side moldings on earlier models (pre-1977) **will are to** be considered non-authentic. **(2020 AGM)**

Chapter 6, Exterior Table F, Note m, Page VI-12

- m. Sunroofs:** Folding "Webasto-type" vinyl sunroofs, were offered to the North American market for MK 2, 3.8S, E-Type, 420, and MK10/420G. (Webasto is the name commonly associated with these sunroofs, however, there was more than one Webasto source/company. Product differences, if any, have yet to be determined.) Only the "Webasto-type" folding vinyl sunroofs **will are to** be considered authentic. Sliding metal or glass-type sunroofs must have been installed by the factory or by a factory authorized agent at the time of delivery. In the early 1980s, the North American market XJ-S was offered with an electric retracting sunroof, installed by Hess and Eisenhardt. **(2020 AGM)**

*Chapter 6, Exterior Table F, Note n, Page VI-12***n. Tires (Notes n. 1 and n. 2 below apply to Champion Division Entries only):**

Champion Division: There ~~shall be no~~ **must not be any** deduction for an Entrant's choice of white or black sidewalls provided they are in keeping with the vintage of the Jaguar and are specifically authorized/listed in the applicable Jaguar Spare Parts Catalogue for the Entry. (2020 AGM)

Redline Sidewalls: Redline sidewalls were never offered by Jaguar and are considered non-authentic in Champion Division only. (Redline tires may be reversed to show their black side only.) Any brand is acceptable. The standard industry tire sizes, appearing on the  tire sidewalls, are acceptable proof of correct size without further measurement. (Original tire sizes are listed in Appendix B)

Driven Division: There ~~shall be no~~ **must not be any** deduction for an Entrant's choice of ~~white or~~ **black, white or redline** sidewalls provided they are in keeping with the vintage of the Jaguar. (2020 AGM)

Chapter 6, Exterior Table F, Note n1, Page VI-12

- 1. Tire Construction:** Tires are considered expendable. Replacement tires must be the same (or equivalent) size and construction (bias/radial) as originally found on the car when delivered by the Jaguar factory or offered by Jaguar Cars as optional equipment. To retain authenticity, if the year and model Jaguar was originally delivered exclusively with bias ply tires, they may only be replaced with bias ply tires. If suitable radial ply tires were **not** available, at the time of delivery of the Jaguar, the car ~~should~~ **must** not be retrofitted with radial tires. (XK 120, XK 140 and XK 150 cars ~~should~~ **must** only be fitted with bias ply tires. Series 1 E-Types may **are** only **to** be fitted with either 185x15 radials or 6.40x15 bias ply tires.) (2020 AGM)

Chapter 6, Exterior Table F, Note n4, Page VI-13

- 4.** Wrong diameter wheels ~~should~~ **must** receive both a wheel (6.0 points ea.) plus a tire (2.0 points ea.) deduction, for a total of 8.0 points for each affected wheel/tire combination, with a maximum 20.0 points total deduction, not 28 points. (2020 AGM)

Chapter 6, Exterior Table F, Notes q, r, s, & t, Page VI-13

- q. Wheels:** Wheels must be the correct factory size, type, finish, and style for the model. Ace Discs & Rimbellishers are permitted if they were offered by the factory for the specific model. Bolt-on wire wheels are non-authentic. Wire wheels ~~should~~ **must** have the same number of spokes as the original. **Chrome plated wheels, not offered as a Jaguar factory option, must be scored as non-authentic in Champion Division. (2020 AGM)**
- r. Window Glass:**
- 1. Champion Division:** Any window glass that meets the requirements of the original specifications for form, fit, function, and factory tint is acceptable. Triplex or other brand and safety markings are not judged.
 - 2. Driven Division:** Shiny or mirrored tinting, graphics or logos in the tinting, tinted film on the front windscreen or excessively dark tinting ~~shall~~ **must** receive deductions as non-authentic. The tint ~~should~~ **must** allow the interior of the vehicle to be clearly visible when looking in from approximately one foot away. **(2020 AGM)**
- s. Driven Division:** Protective clear bras/coverings found in other than the frontal area of the exterior ~~shall~~ **must** be assessed a minimum of 2.0 points each, ~~with~~ **and** a maximum of 10.0 points. **(2020 AGM)**
- t. Champion Division:** Protective clear bras/coverings ~~shall~~ **must** be assessed a collective minimum 10.0 points deduction. Clear bras/coverings, which together cover more than 50% of the painted body area, ~~shall~~ **must** be assessed the maximum 20.0 points deduction. **(2020 AGM)**

Chapter 6, Interior Table G, #18 & #19., Page VI-14

INTERIOR ITEM	Missing or wrong style, plating, finish, model, color, shape, size, type, material or configuration	Max. Deduct.	NOTE
7. Battery (metal) Securing Straps (XK 120)	1.0 ea		
8. Carpet Binding	1.0 ea Section	6.0	
9. Carpet Inserts/Heel Pads	1.0 ea		
10. Carpet Section (Including Factory Floor Mats)	2.0 ea	14.0	
11. Carpet, Whole Set	14.0		
12. Consoles - A/C, Light, Radio, Computer	2.0 ea		b
13. Dash Plaques (Allowed in Driven Division)	0.5 ea		
14. Dash/Instrument Panel	6.0		
15. Door Panels	4.0 ea		
16. Door Sill Plates	3.0 ea	10.0	
17. Electronic Devices	3.0 ea		c
18. Fire Extinguisher for Special Division S1/PD (See Chapter II, Sec. 4B, Notes 2a. and 2b., Page II-9)	4.0	(2020 AGM)	
19. Four-way Flasher Assembly	2.0	(2020 AGM)	n
20. Handles, Door, Window and Grab	2.0 ea	8.0	
21. Headliner (Saloons and DHC's)	10.0		

Chapter 6, Interior Table G, Note a, Notes 3, 4 & 5, Page VI-15

Batteries and Battery Compartments

a. Inspection

Entrants should **are to** be asked to remove the cosmetic or protective covers from the batteries. (Battery covers which are screw-fastened or clamped to the battery or its hold-down, such as those in the XK 120 (see Note 3 below), should **are** not to be removed.) Judge the general area, the battery configuration, its style, cover, the positions and type of its terminals, the visible cables, the battery hold-down and the battery cable-ends. (2020 AGM)

Note 1: Batteries are **not** judged in the Driven Division

Note 2: Configuration refers to "maintaining the original type and placement of battery terminals." "Size" was expressly deleted from the rule.

Note 3: **The battery must still be capable of being held in place as originally intended by the manufacturer utilizing original equipment brackets and hardware.** (2020 AGM)

Note 4: XK120 batteries are located behind the seats and will **are to** be judged in **Champion Division only**. FHC's and DHC's have a hinged panel, which **only** the Entrant should **must** unfasten and tip forward for **to allow** the batteries to be inspected. The separate battery cover on the XK 120 OTS should **must** be unfastened **only by the Entrant** and either tipped forward or removed **to allow** for battery inspection. The Bakelite battery covers should **are not** to be removed. (2020 AGM)

Note 5: **The** XK 140 and XK 150 batteries are **not to be** judged because of their location in the wheel wells. (2020 AGM)

*Chapter 6, Interior Table G, Notes b & c, Page VI-15***b. Battery Brand**

Lucas and other original equipment batteries, by any manufacturer, must only be replaced by those that are of like voltage and appearance and have their terminals positioned as on the original battery. Replacement batteries do not have to be identical to the original in size, but they must fit in the location originally intended, utilizing original factory hardware (See Chapter VI, Table G., Interior, Note a2). ~~but they must fit in the location originally intended.~~
(2020 AGM)

Chapter 6, Interior Table G, Notes e, h, j, l, Page VI-16~~b. Battery Style~~

~~Fluted or cylindrical sided (Gates-Optima style) batteries are non-authentic.~~

- d. Consoles:** Include individual panels for switches, radios, ashtrays, air conditioning, A/C outlets, overhead lighting, navigation, trip computers, etc.
- e. Electronic Telephones, Alarm Systems and Radar Detectors:** No deduction for neatly installed telephones, alarm systems or their accessories authorized by the factory, Jaguar Cars Inc. or Jaguar Canada Inc. Radar detectors were offered by all dealers on XJS for a period and were also installed by Jaguar Cars Ltd.; they were contained in a special case and stowed in the void above the steering column nacelle. All other radar detectors, NOT provided by either Jaguar Cars Ltd., or Jaguar Cars Inc., or dealers will are to be considered non-authentic. (2020 AGM)
- f. Instruments:** Instruments added to those originally supplied are non-authentic.
- g. Knobs and Switches:** Include those on the dash and elsewhere for the control of mirrors, seats, A/C, lights and windows, plus gear shift knobs. Extra switches mounted on the face of the dash or instrument panel are non-authentic.
- h. Non-Factory Accessories:** If not removed before judging, items such as after-market compasses, clocks, medallions, stuffed animals and similar mementos or charms will are to receive a non-authentic deduction. (2020 AGM)
- i. Radios, CD or Tape Players and Speakers:**
 - 1. Champion Division:** No deduction for neatly installed radios of correct vintage, using original or authentic mountings and original speaker housings and grilles.
 - 2. Driven Division:** Entries are allowed contemporary radios, tape, or CD players neatly installed in the original radio mounting space, utilizing the original speaker locations and external housings and grilles, without deduction. (2020 AGM)
- j. Seat Belts:** Seat belts are to be considered safety equipment and may can be added/installed in those models that were not originally equipped with them. The type of installation and equipment ~~should~~ is to be in keeping with the vintage of the Jaguar. Replacement, non-standard hardware, belts or retractors will must be judged as non-authentic. (2020 AGM)

- k. **Seat Covers:** Accessory seat covers, such as sheepskin, must be removed allowing the Judge to examine the seat upholstery.
- l. **Steering Wheels:** Steering wheels with non-original wrapping are considered non-authentic. Wrapping may **must** be removed before judging to avoid a non-authentic deduction. or it **will is to** receive a non-authentic deduction. Original type steering wheels whose dimensions are other than as supplied at time of production are considered non-authentic. (2020 AGM)
Note: There are a number of factory-wrapped steering wheels, see item Ch III, N7d, page III-18 before making any deductions. (2020 AGM)

Chapter 6, Interior Table G, Note m, Page VI-16

- m. **Four-way Flasher System:** The Interior Judge will is required to judge for a missing or non-authentic method of creating a four-way flasher system for the November 1965-on up to, but not including the XJ6 and E-Type (built to US Federal Specifications and fitted with rocker rather than toggle switches) model cars. (2020 AGM)

Chapter 6, Boot Table H, Notes a & b, Page VI-17

Notes:

- a. **Batteries:** (See Chapter V, A6, page VI-15 or Chapter VI, G, Note a, page VI-15) (2020 AGM)
- b. **Spare Tire:** (Champion Division only) The spare tire must match the road wheel tires' size, sidewall and tread pattern. Certain recent model Jaguars are equipped with a low profile, space-saving spare ~~tires and wheels~~ tire and wheel. Where present (in Champion and Special Division) ~~they~~ these spare tires should are only to be inspected for cleanliness and condition. Some newer model Jaguars are not fitted with spare tires but are instead supplied with "Fix-a-Flat" or other similar products. When more detailed information becomes available, it will appear in Appendix B. (2020 AGM)

Chapter 6, Boot Item Table H, Note e, Page VI-18

- e. **Tool Kit Spare Spark Plug:** The spare spark plug, provided as part of certain tool kits, ~~should~~ must be identical to the original (brand and type). (2020 AGM)

Chapter 6, Engine Item Table I, Note a, Page VI-21

- a. **Batteries:** (See Chapter V, A6, page VI-15 or Chapter VI, G7a, page VI-15) (2020 AGM)

Chapter 6, Engine Item Table I, Note d, Page VI-21

- d. **Exhaust Manifolds:** See applicable Judging Judges' Guides and JCNA Seminar Technical Bulletins* for proper manifold coating. The British terms "black enameled or vitreous enamel" are the equivalent of the North American term "porcelain". MKV exhaust manifolds were NOT porcelain coated. All XK 120, XK 140 and XK 150 and Series 1 E-Type exhaust manifolds were porcelain coated. (2020 AGM)

* Only that bulletin content, which quotes or copies information from the Jaguar Cars documents, listed in Table C-1, is permitted for validating feature and component authenticity.

Chapter 6, Engine Item Table I, Note e, Page VI-21

- e. **Hose Clamps:** Hose clamps must match the original including the material, the finish, the configuration of the adjustable band, and the shape and style of the adjusting screw head. All pre-1975 hose clamps should **must** have round head, straight-slot adjusting screws; their adjusting bands should **are to** be grooved, not perforated. (Hex-headed clamp adjusting screws did not appear until approximately 1975. Brand name is not judged. Clamp bands must be the appropriate length (size) for the application; clamps with MORE than approximately one inch of the band showing beyond the adjusting screw will **are to** receive a non-authentic deduction. (2020 AGM)

Appendix B, Page 1**Appendix B****Original Equipment Tire, Wheel and Valve Stem Cap Information for SS & Jaguar Cars****Section 1 - Tire and Wheel Data (2020 AGM)**

The following information is based on the best data available and is for use in judging. Some non-North American and International models may not be included. This information may be superseded either by the tire and wheel data contained in the Owner's Manual for a specific model Jaguar or by the Tire Recommendation Plate attached to the car. Recommendations for additions or corrections to this appendix are encouraged and may be sent to the Chairman of the Judges' Concours Rules Committee (the address can be found in the Clubs, JCNA Committees Section of the *Jaguar Journal*). A copy of the page(s) of the applicable Owner's Manual, or a photo of the Tire Recommendation Plate, specifying the tire size and/or wheel description, should **must** accompany all submissions. (2020 AGM)

Appendix B, Section 1, Acknowledgements, Page 41

Acknowledgments: Original list and sizes compiled by the Northwest Regional Jaguar Clubs. Footnote research by Ed Miller. The list was originally formatted for JCNA by Dick Howe. Additional vintage tire information was provided by Phillip Pollock of Vintage Tire Supplies Ltd., Middlesex, England. Updated and reformatted for the 1997 6th Reordered Edition. Tire and wheel information listed after model year 2001 updated by Jaguar Cars. Reformatted and edited by Stew Cleave and Dick Cavicke, with the help of the JCRC, JCC Gregory Andrachuk, and Doug Dwyer for Edition 8.1 per the 2004 AGM. (2020 AGM)

*Appendix B, Section 2, Tire Valve Stem Caps, Page 42***Section 2 - Tire Valve Stem Caps (2020 AGM)**

Champion Division tire valve stems ~~should~~ **must** have valve stem caps appropriate to the vintage. Swallow and SS bodied cars as well as Pre-~~19~~55 Jaguar tire valve stems are to be have ~~should have~~ cad-plated, dome-type metal valve stem caps. (2020 AGM)

Regarding valve stem caps, until proven otherwise or by newly discovered evidence, 1955 to 1978 ~~will~~ **are to** be treated as a transitional period for Jaguars and either domed metal or domed black plastic valve stem caps ~~will~~ **are to** be treated as authentic. All four valve stem caps on the road wheels plus the valve stem cap on the spare tire must match. Slotted metal valve stem caps, with the core removal extension **are to be given a non-authentic deduction.** (A separate core removal tool was included in the factory tool kit for the US market up until 1968.) (2020 AGM)

From 1978 onward, valve stem caps may be either the plastic or metal dome-type.

Valve stem caps with Jaguar related logos on them must be appropriate for the vintage and will are to be scored as considered as non-authentic unless the Entrant can prove that Jaguar Cars Ltd., Jaguar Cars Inc., or Jaguar Canada Inc., offered them for that specific model and Model Year. (2020 AGM)

Valve stem caps with items such as dice or other non-Jaguar related insignias are to be treated as missing and given a non-authentic deduction. Green-colored valve stem caps, not originally factory supplied, indicating the use of nitrogen gas, will are to be given a non-authentic deduction. The type of gas in the tires is not judged. (2020 AGM)

Driven Division valve stem caps are only judged for presence, condition and cleanliness. Valve caps, however, ~~should~~ are still to be in good taste and not display novelty themes such as dice, bullets, golf balls, etc. (2020 AGM) ssss.

Green-colored valve stem caps, indicating the use of nitrogen gas, are acceptable in Driven Division. Missing valve stem caps must be given a non-authentic deduction. (2020 AGM)

*Appendix C, Table C-1, Note 1***Notes:**

1. All documents presented ~~should~~ **must** apply to the specific **production** Year and Model entered. This includes all eligible Daimlers and their applicable publications if and where titles differ. (2020 AGM)
2. While most publications are not required, Entrants are encouraged to have whatever documents they may need to validate any unusual features found on their Entries.

Appendix C, Table C-2, Heading

Table C-2
JCNA Official Judging Judges' Guides (2020 AGM)
for validating feature and component authenticity

Table C-2, Note 1, Page 1

Note 1. The Chief Judge must have a complete file of current JCNA ~~Judging~~ **Judges'** Guides available at the Concours site for use by either Judges or Entrants during the course of Judging. **(2020 AGM)**

Appendix D, Champion Division Classes, Page 1

C21/P: F-PACE (2016-On), E-PACE, ~~I-PACE~~ (2018-On) **(2020 AGM)**

C22/I: I-PACE (2018-On) **(2020 AGM)**

Appendix D, Driven Division Classes, Page 2

D16/P: F-PACE (2016-On), E-PACE, I-PACE (2018-On) **(2020 AGM)**

D17/I: I-PACE (2018-On) **(2020 AGM)**

*Glossary Page 2***Different Type/Make**

It is a JCNA rule that tires are considered expendable items and may be replaced by a make other than those originally furnished on the Jaguar, but that they must be of the original size (see Appendix B). Different Type/Make is defined as tires fitted onto a Jaguar that have been produced by different manufacturers, or are of styles that differ one from another. For example, the entry that has two Dunlop **tires and two** ~~a Firestone tires and a Goodyear tire~~ fitted on the road wheels, and a Goodrich on the wheel in the boot ~~should~~ **must** be penalized under the Different Type/Make category. Alternatively, some may be radial tires while others are bias tires, or there may appear a mix of blackwall and whitewall or red line tires. Any mixture as described above is subject to penalty under the Different Type/Make deduction. **(2020 AGM)**

*Glossary Page 5***Smoothing**

As used in this Rule Book, Smoothing of a finish refers to the removal of casting or manufacturing blemishes (found primarily on aluminum or aluminum alloy items) that the factory did not take the time to correct.

- a. Items (such as cam covers and carburetor air inlet ducts/horns) whose surfaces were mostly smooth and polished, from the factory, but which had minor blemishes, from mold seams or rough areas caused by mold or casting imperfections, may have those defects "smoothed" and polished, to match the **original surface finish of the main portion** of the item, without penalty.
- b. Items that were cast in molds that produced a coarse or grainy-textured finish (such as sand-cast carburetor domes and the E-type clutch and brake pedal suspension housings) **SHOULD MUST NOT** have their original overall rough texture removed. **(2020 AGM)**

All Score Sheets

Condition & Cleanliness Deduction Locations

~~Referencing the numbered boxes, list and describe the top 3 or more condition and cleanliness deductions. If C&C deductions are made, this section is not to be left blank. (2020 AGM)~~

Condition & Cleanliness Deduction Locations

Referencing the numbered boxes, as time allows, list and describe the cleanliness and condition deductions. (2020 AGM)

Operation Verification Score Sheet

OPERATION VERIFICATION		
System	Max. Ded.	
Horns	6	.
Headlights (high and low beam)	10	.
Driving Lights	6	.
Fog Lights (front & rear)	8	.
Parking, Tail, Side & License Plate Light(s)	12	.
Brake Lights	10	.
Back-up Light(s) (see below)	6	.
Turn Signals (Front, Rear & Side)	12	.
Four-way Flasher System (Nov. 1965-on) (2020 AGM)	6	.
Must have 2 or more backup lights to receive max deduction.		

Exterior Score Sheet

Max Deduct for Cracked and Rusted changed from 7 to 8 in order to balance the total number of deductions between open and closed cars. Before the totals for Max Deductions were off by 2 points. This corrects it.

Current Ext Score Sheet

Body, Doors, Bonnet,		Deduct	Deduct	Deduct	
Boot Lid, Painted Bumpers & Grilles					
1	Dented/rippled	0.2	6	8	.
2	Poor repair	0.2	6	8	.
3	Poor fit	0.2	6	8	.
4	Cracked	0.2	6	7	.
5	Rusted	0.1	6	7	.
6	Poor rubber	0.2	10	12	.
.					

Corrected Ext Score Sheet

Body, Doors, Bonnet,		Deduct	Deduct	Deduct	
Boot Lid, Painted Bumpers & Grilles					
1	Dented/rippled	0.2	6	8	.
2	Poor repair	0.2	6	8	.
3	Poor fit	0.2	6	8	.
4	Cracked	0.2	6	8	.
5	Rusted	0.1	6	8	.
6	Poor rubber	0.2	10	12	.
.					

2020 Judge's Team Assignment, Champion Division

C21/P: F-PACE (2016-On), E-PACE, I-Pace (2018-On)
(2020 AGM)

C22/I: I-PACE (2018-On) (2020 AGM)

2020 Judge's Team Assignment, Champion Division

D16/P: F-PACE (2016-On), E-PACE, I-PACE
(2018-On) (2020 AGM)

D17/I: I-PACE (2018-On) (2020 AGM)

Quick Reference Guide, Table F., Exterior, Note d, Page 2

~~d. Chassis/Body Posture and Ride Height: This deduction should be applied to cars whose front, rear, or overall posture or ride height is MARKEDLY higher or lower than specification. (This problem is most often seen on cars that have been re-sprung or whose torsion bars are seriously misadjusted.) (2020 AGM)~~

d. Chassis/Body Posture and Ride Height: Examine the Entry's body posture of the Entry to determine that if the car stands at a proper factory level. as level as you have been accustomed to seeing. Neither the front nor the rear should are to be excessively high or low. The differences may frequently be noted by comparing the vertical distance between the tops of the tires and the lower edge of the wheel arch. It is common for cars to be presented with mis-adjusted torsion bars and or rear leaf springs that are worn, and sagging or broken, or, in contrast, leaf springs that have been re-arc'd or replaced and cause the rear of the car to sit too high. (See Chapter VI. F. Item 14, Note d., page VI-9) (2020 AGM)

This deduction must be applied to cars whose front, rear, or overall posture or ride height is MARKEDLY higher or lower than specification. (This problem is most often seen on cars that have been re-sprung, or whose torsion bars are seriously misadjusted or fatigued.) (2020 AGM)

Quick Reference Guide, Table F., Exterior, Note e, Page 2

e. **Door Edge Protectors:** These vertically mounted stainless or anodized black protectors were offered by Jaguar Cars Inc. for 1979-1992 XJ and 1976-1992 XJS models. If door edge protectors are installed on other models the Entrant must document that Jaguar Cars Ltd., Jaguar Cars Inc. or Jaguar Canada Inc. offered them, for that specific model, or they will are to be considered non-authentic. Where authorized as noted above, the protectors ~~should~~ must be installed on all doors. (2020 AGM)

Quick Reference Guide, Table F., Exterior, Notes g. Page 3

g. **Leaper:** Leapers on Series 1, 2 and 3 XJ and XJ40/XJ81 Style Saloons are considered acceptable North American Jaguar Cars accessories. In 1994, X300 model saloons, exported overseas, were the first to be offered with the Jaguar Cars Ltd. redesigned "safety" Leapers. **Leapers were never officially offered for XK 120s, XK 140s, E-Types, XJSs or newer XKs and ~~should be~~ are to be judged as a non-authentic item if present.** (2020 AGM)

Quick Reference Guide, Table F., Exterior, Notes h, Page 3

- h. License Plate Frames:** Plain license plate frames or those advertising current or past Jaguar dealerships, JCNA, JCNA Affiliates, or promoting the Jaguar marque are accepted. Frames may be of any material. All other Champion Division license plate frames will are to be scored as non-authentic unless the Entrant can document that Jaguar Cars Ltd., Jaguar Cars Inc., or Jaguar Canada Inc. offered them for that specific model and Model Year. Driven Division frames are only judged for condition and cleanliness. **(2020 AGM)**

Quick Reference Guide, Table F., Exterior, Note j, Page 3

- j. Body Stripes (Coach Lines).** Where offered, factory applied and authentic optional body stripes (Coach Lines) consist of one or two narrow, closely spaced stripes complimenting or contrasting to the body color (see applicable **Judges'** Guides, JCNA Seminar Technical Bulletins and Factory Brochures for additional details). Body stripe (Coach Line) embellishments such as initials, monograms, leapers, scrolls, etc. are non-authentic. **(2020 AGM)**
- * Only that bulletin content, which directly quotes or copies information from the Jaguar Cars documents, listed in Table C-1, is permitted for validating feature and component authenticity. **(2020 AGM)**

Quick Reference Guide, Table F., Exterior, Note l, Page 3

- l. Side Protective Moldings:** These protective accessories were offered by dealers in North America, beginning in September of 1977, for the XJ6/12 and the XJ-S. Mounted along the side of the body, the moldings consist of metal extrusions with vinyl inserts, capped at each end by chrome finishers and attached with rivets or adhesive. The moldings were available in white, black, silver, blue, dark brown, caramel brown, green, or red. Side moldings on earlier models (pre-1977) will are to be considered non-authentic. **(2020 AGM)**

Quick Reference Guide, Table F., Exterior, Note m, Page 3

- m. Sunroofs:** Folding "Webasto type" vinyl sunroofs, were offered to the North American market for MK 2, 3.8S, E-Type, 420, and MK10/420G. (Webasto is the name commonly associated with these sunroofs, however, there was more than one Webasto source/company. Product differences, if any, have yet to be determined.) Only the "Webasto-type" folding vinyl sunroofs will are to be considered authentic. Sliding metal or glass-type sunroofs must have been installed by the factory or by a factory authorized agent at the time of delivery. In the early 1980s, the North American market XJ-S was offered with an electric retracting sunroof, installed by Hess and Eisenhardt. **(2020 AGM)**
- Research into the sunroof issue is continuing. While the information provided here is valid, more model and model year detail is being sought.

*Quick Reference Guide, Table F., Exterior, Note n, Page 3***n. Tires (Notes n. 1 and n. 2 below apply to Champion Division Entries only):**

Champion Division: There ~~shall be no~~ **must not be any** deduction for an Entrant's choice of white or black sidewalls provided they are in keeping with the vintage of the Jaguar and are specifically authorized/listed in the applicable Jaguar Spare Parts Catalogue for the Entry. (2020 AGM)

Redline Sidewalls: Redline sidewalls were never offered by Jaguar and are considered non-authentic in Champion Division only. (Redline tires may be reversed to show their black side only.) Any brand is acceptable. The standard industry tire sizes, appearing on the tire sidewalls, are acceptable proof of correct size without further measurement. (Original tire sizes are listed in Appendix B)

Driven Division: There ~~shall be no~~ **must not be any** deduction for an Entrant's choice of ~~white or~~ black, **white or redline** sidewalls provided they are in keeping with the vintage of the Jaguar. (2020 AGM)

Quick Reference Guide, Table F., Exterior, Notes n1, Page 3

1. **Tire Construction:** Tires are considered expendable. Replacement tires must be the same (or equivalent) size and construction (bias/radial) as originally found on the car when delivered by the Jaguar factory or offered by Jaguar Cars as optional equipment. To retain authenticity, if the year and model Jaguar was originally delivered exclusively with bias ply tires, they may only be replaced with bias ply tires. If suitable radial ply tires were **not** available, at the time of delivery of the Jaguar, the car ~~should~~ **must** not be retrofitted with radial tires. (XK 120, XK 140 and XK 150 cars ~~should~~ **must** only be fitted with bias ply tires. Series 1 E-Types ~~may~~ **are** only **to** be fitted with either 185x15 radials or 6.40x15 bias ply tires.) (2020 AGM)

Quick Reference Guide, Table F., Exterior, Note n4, Page 3

4. **Wrong Diameter Wheels:** Wrong diameter wheels ~~should~~ **must** receive both a wheel (6.0 points ea.) plus a tire (2.0 points ea.) deduction, for a total of 8.0 points for each affected wheel/tire combination, with a maximum 20.0 points total deduction, not 28 points. (2020 AGM)

Quick Reference Guide, Table F., Exterior, Notes q & r1 Page 3

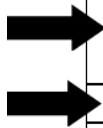
- q. **Wheels:** Wheels must be the correct factory size, type, finish, and style for the model. Ace Discs & Rimblishers are permitted if they were offered by the factory for the specific model. Bolt-on wire wheels are non-authentic. Wire wheels ~~should~~ **must** have the same number of spokes as the original. **Chrome plated wheels, not offered as a Jaguar factory option, must be scored as non-authentic in Champion Division.** (2020 AGM)
- r. **Window Glass:**
 1. **Champion Division:** Any window glass that meets the requirements of the original specifications for form, fit, function, and factory tint is acceptable. Triplex or other brand and safety markings are NOT judged.

Quick Reference Guide, Table F, Exterior, Notes r2, s, & t, Page 4

- 2. **Driven Division:** Shiny or mirrored tinting, graphics or logos in the tinting, tinted film on the front windscreen or excessively dark tinting shall receive deductions as non-authentic. The tint ~~should~~ **must** allow the interior of the vehicle to be clearly visible when looking in from approximately one foot away. (2020 AGM)
- s. **Driven Division:** Protective clear bras/coverings found in other than the frontal area of the exterior shall **must** be assessed a minimum of 2.0 points each, **with** and a maximum of 10.0 points. (2020 AGM)
- t. **Champion Division:** Protective clear bras/coverings shall **must** be assessed a collective minimum 10.0 points deduction. Clear bras/coverings, which together cover more than 50% of the painted body area, shall **must** be assessed the maximum 20.0 points deduction. (2020 AGM)

Quick Reference Guide, Table G., Interior, Items 18 & 19, Page 5

INTERIOR ITEM	Missing or wrong style, plating, finish, model, color, shape, size, type, material or configuration	Max. Deduct.	NOTE
11. Carpet, Whole Set	14.0		
12. Consoles - A/C, Light, Radio, Computer	2.0 ea		b
13. Dash Plaques (Allowed in Driven Division)	0.5 ea		
14. Dash/Instrument Panel	6.0		
15. Door Panels	4.0 ea		
16. Door Sill Plates	3.0 ea	10.0	
17. Electronic Devices			c
18. Fire Extinguisher for Special Division S1/PD (See Chapter II, Sec. 4B, Notes 2a. and 2b., Page II-9)	4.0	(2020 AGM)	
19. Four-way Flasher Assembly	2.0	(2020 AGM)	k
20. Handles, Door, Window and Grab	2.0 ea	8.0	



Quick Reference Guide, Table G., Interior, Note a, Page 6
Batteries and Battery Compartments

a. Inspection

Entrants ~~should~~ **are to** be asked to remove the cosmetic or protective covers from the batteries. (Battery covers which are screw-fastened or clamped to the battery or its hold-down, such as those in the XK 120 (see Note 3 below), ~~should~~ **are** not to be removed.) Judge the general area, the battery configuration, its style, cover, the positions and type of its terminals, the visible cables, the battery hold-down and the battery cable-ends. (2020 AGM)

Note 1: Batteries are **not** judged in the Driven Division

Note 2: Configuration refers to "maintaining the original type and placement of battery terminals." "Size" was expressly deleted from the rule.

Note 3: **The battery must still be capable of being held in place as originally intended by the manufacturer utilizing original equipment brackets and hardware.** (2020 AGM)

Note 4: XK120 batteries are located behind the seats and ~~will~~ **are to** be judged in **Champion Division only**. FHC's and DHC's have a hinged panel, which **only** the Entrant ~~should~~ **must** unfasten and tip forward ~~for~~ **to allow** the batteries to be inspected. The separate battery cover on the XK 120 OTS ~~should~~ **must** be unfastened **only by the Entrant** and either tipped forward or removed **to allow** for battery inspection. The Bakelite battery covers ~~should~~ **are not** to be removed. (2020 AGM)

Note 5: **The** XK 140 and XK 150 batteries are **not** judged because of their location in the wheel wells. (2020 AGM)

b. Battery Brand

Lucas and other original equipment batteries, **by any manufacturer**, must only be **replaced by** those that are of like voltage and appearance and have their terminals **positioned** as on the original battery. Replacement batteries do not have to be identical to the original in size, but they must fit in the location originally intended, utilizing original factory hardware (See Chapter VI, Table G., Interior, Note a2). ~~but they must fit in the location originally intended.~~ (2020 AGM)

c. Battery Style

Fluted or cylindrical sided (Gates-Optima style) batteries are non-authentic.

~~**a. Battery Brand**~~

~~Lucas and other original equipment batteries may be replaced with batteries made by any manufacturer provided they are of like voltage and appearance, and their terminals are in the same positions as on the original. Replacement batteries do not have to be identical to the original in size but they must fit in the location originally intended. (2020 AGM)~~

~~**b. Battery Style**~~

~~Fluted or cylindrical sided (Gates-Optima style) batteries are non-authentic. (2020 AGM)~~

Quick Reference Guide, Table G, Interior, Note e, Page 6

- e. **Electronic Telephones:** Alarm Systems and Radar Detectors: No deduction for neatly installed telephones, alarm systems or their accessories authorized by the factory, Jaguar Cars Inc. or Jaguar Canada Inc. Radar detectors were offered by all dealers on XJS for a period and were also installed by Jaguar Cars Ltd.; they were contained in a special case and stowed in the void above the steering column nacelle. All other radar detectors, NOT provided by either Jaguar Cars Ltd. or Jaguar Cars Inc., will **are to** be considered non-authentic. (2020 AGM)

Quick Reference Guide, Table G., Interior, Note h, Page 6

- h. **Non- Factory Accessories:** ~~Items~~ **Items If not removed before judging** such as after-market compasses, clocks, medallions, stuffed animals and similar mementos or charms will **are to** receive a non-authentic deduction. (2020 AGM)

Quick Reference Guide, Table G., Interior, Note i, Page 6

- i. **Radios, CD or Tape Players and Speakers:**
1. **Champion Division:** No deduction for neatly installed radios of correct vintage, using original or authentic mountings and original speaker housings and grilles.
 2. **Driven Division:** Entries are allowed contemporary radios, tape, or CD players **neatly** installed in the original radio mounting space, utilizing the original speaker locations and external housings and grilles, without deduction.

Quick Reference Guide, Table G., Interior, Note j, Page 6

- j. **Seat Belts:** Seat belts are **to be** considered safety equipment and may be added/installed in those models that were not originally equipped with them. The type of installation and equipment ~~should~~ **is to** be in keeping with the vintage of the Jaguar. Replacement, non-standard hardware, belts or retractors will **must** be judged as non-authentic. (2020 AGM)

Quick Reference Guide, Table G., Interior, Note l, Page 7

- l. **Steering Wheels:** Steering wheels with non-original wrapping are considered non-authentic. Wrapping may **must** be removed before judging. Original type steering wheels whose dimensions are other than as supplied at time of production are considered non-authentic.

Note: There are a number of factory-wrapped steering wheels, see item Ch III, N7d, page III-18 before making any deductions. (2020 AGM)

Quick Reference Guide, Table G, Engine Compartment, Note m, Page 7

- m. **Four-way Flasher System: The Interior Judge will is required to judge for a missing or non-authentic method of creating a four-way flasher system for the November 1965-on up to, but not including the XJ6 and E-Type (built to US Federal Specifications and fitted with rocker rather than toggle switches) model cars.** (2020 AGM)

*Quick Reference Guide, Table H, Boot, Notes a, b, d, & e, Page 7***Notes:**

- a. **Batteries:** (See Chapter V, A6, page VI-15 or Chapter VI, G7a, page VI-15) (2020 AGM)
- b. **Spare Tire** (Champion Division Only): The spare tire must match the road wheel tires' size, sidewall and tread pattern. Certain recent model Jaguars are equipped with a low profile, space-saving spare tire and wheel Where present (in Champion and Special Division) these spare tires are only to be inspected for cleanliness and condition. Some newer model Jaguars are not fitted with spare tires but are instead supplied with "Fix-a-Flat" or other similar products. When more detailed information becomes available, it will appear in Appendix B.
- c. **Spare Wheel:** (Champion Division only) The spare wheel must be the correct type and match the road wheels (see "**b. Spare Tire**", above).
- d. **Tool Kit:** The tool kit is optional for US models produced after 1968; however, if the Entrant displays a tool kit, it may is to be judged. (2020 AGM)
- e. **Tool Kit Spark Plug:** The spare spark plug, provided as part of certain tool kits, should are to be identical to the original (brand and type). (2020 AGM)

Quick Reference Guide, Table I, Engine Compartment, Note a, Page 9

- a. **Batteries:** (See Chapter V, A6, page VI-15 or Chapter VI, G7a, page VI-15) (2020 AGM)

Quick Reference Guide, Table I, Engine Compartment, Note d, Page 9

- d. **Exhaust Manifolds:** See applicable Judging Judges' Guides and JCNA Seminar Technical Bulletins for proper manifold coating. The British terms "black enameled or vitreous enamel" are the equivalent of the North American term "porcelain". MKV exhaust manifolds were NOT porcelain coated. All XK 120, XK 140 and XK 150 and Series 1 E-Type exhaust manifolds were porcelain coated. (2020 AGM)

Quick Reference Guide, Table I, Engine Compartment, Note e, Page 9

- e. **Hose Clamps:** Hose clamps must match the original including the material, the finish, the configuration of the adjustable band, and the shape and style of the adjusting screw head. All pre-1975 hose clamps should must have round head, straight-slot adjusting screws; their adjusting bands should be grooved, not perforated. (Hex-headed clamp adjusting screws did not appear until approximately 1975. Brand name is not judged. Clamp bands must be the appropriate length (size) for the application; clamps with MORE than approximately one inch of the band showing beyond the adjusting screw will is to receive a non-authentic deduction. (2020 AGM)